

How to add / remove movies and shows from Watchlist on Disney Plus

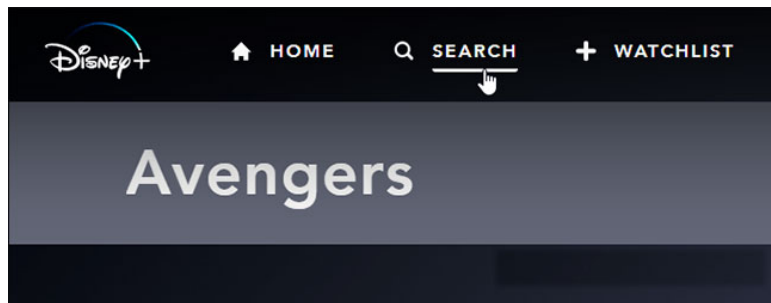
Disney Plus has the ability to add programs to watch lists. This allows you to manage all your favorite programs in one convenient section of the app.

Similar to other streaming services, Disney Plus (Disney +) has the ability to add programs to watchlists. This allows you to manage all your favorite programs in one convenient section of the app. Adding and removing programs is very easy. Here is how to do it.

Manage your Disney Plus watchlist


To add a program to the Disney Plus watchlist, first launch the app on the platform of your choice. Here, the article is using a browser on the computer, but the process is similar on other devices.

Choose your profile if you have multiple profiles. Then, select the **Search** button from the top row of the application or website and search for the movie or show you want. Note that the search button on mobile is located on the bottom toolbar.



Search for the movie or show you want

When the results appear, select the thumbnail (thumbnail) for the program you want. Then, click the plus sign that appears next to the **Play** button on the program description page.

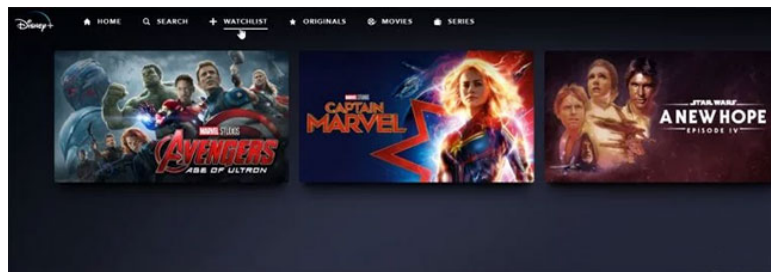


Click the plus sign

A checkmark will appear after you've added a program to your watchlist to confirm it is on the list.


What do you have in watchlist?

To see what's on your watchlist, select the **Watchlist** tab at the top or bottom of the screen (depending on the platform you use).



Select the Watchlist tab to see what's on the list

To delete a movie or show, select the movie you want to delete and click the checkmark icon that appears when you first add it to the watchlist.



Click the checkmark icon

The checkmark will return to the original plus sign you clicked to add it to your watchlist. At the same time, the program will no longer appear in the **Watchlist** .

Disney Plus makes it easy to manage your watchlist by adding or deleting movies or shows with just a few taps. Having a watchlist allows you to control what you want to see and watch.

You finished reading the article "**How to add / remove movies and shows from Watchlist on Disney Plus**" edited by the [TipsMake](#) team. We hope this article has provided you with many useful tech tips and tricks. You can search for similar articles on tips and guides. Thank you for reading and for following us regularly.