

How to add power key options on iPhone

To add more options for the power key on the iPhone, users can install the Simple Power Down tweak.

By default when pressing the power button on the iPhone will be used to power off iPhone when swipe or touch, make an emergency call, . If the user wants to add options when pressing the power button, you can install the Simple Power Down tweak for Iphone. This tweak adds other options, adding many useful shortcuts in the function menu when pressing the power button on the device. You can install tweak on iPhone jailbreak devices.

1. How to handle when iPhone fails the power button
2. 2 ways to take screenshots on iPhone, iPad phones
3. Instructions on how to turn off and turn on the power of iPhone X

Instructions for adding iPhone power key options

Step 1:

Customize Simple Power Down to be downloaded for free from BigBoss repository on Cydia. Users access Cydia to search or can directly click the link below to install.

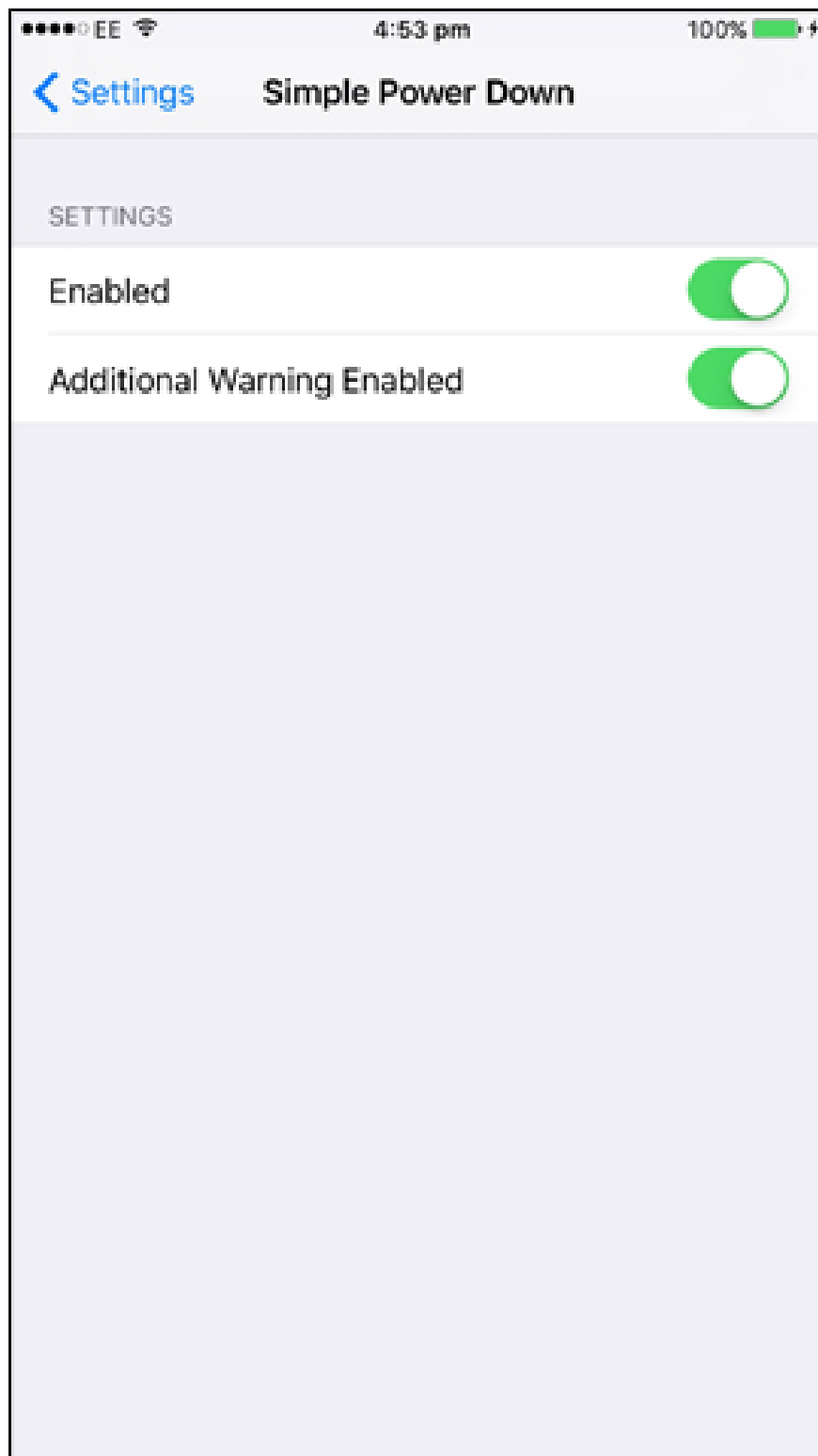
<http://apt.thebigboss.org/onepackage.php?bundleid=com.pineapple.simplepowerdown>

Step 2:

After successfully installing, go to **Settings** and choose to **adjust Simple Power Down** to reset.

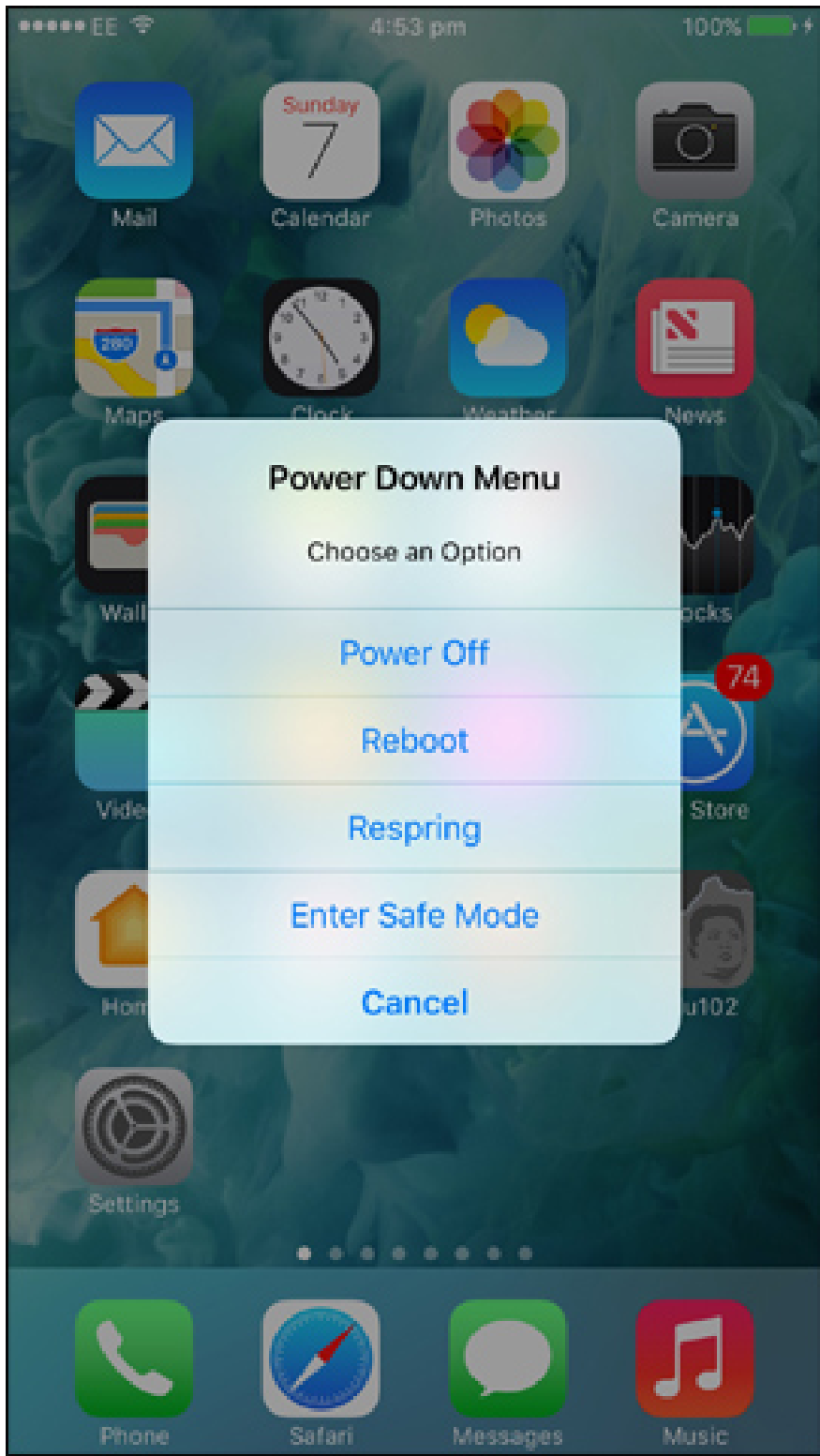
To start tweaking, push the horizontal bar to the right at Enabled. Next, activate the Additional Warning Enabled option to add warnings when using the power key. Other useful shortcuts are added in the function menu when using the power key on iPhone / iPad including:

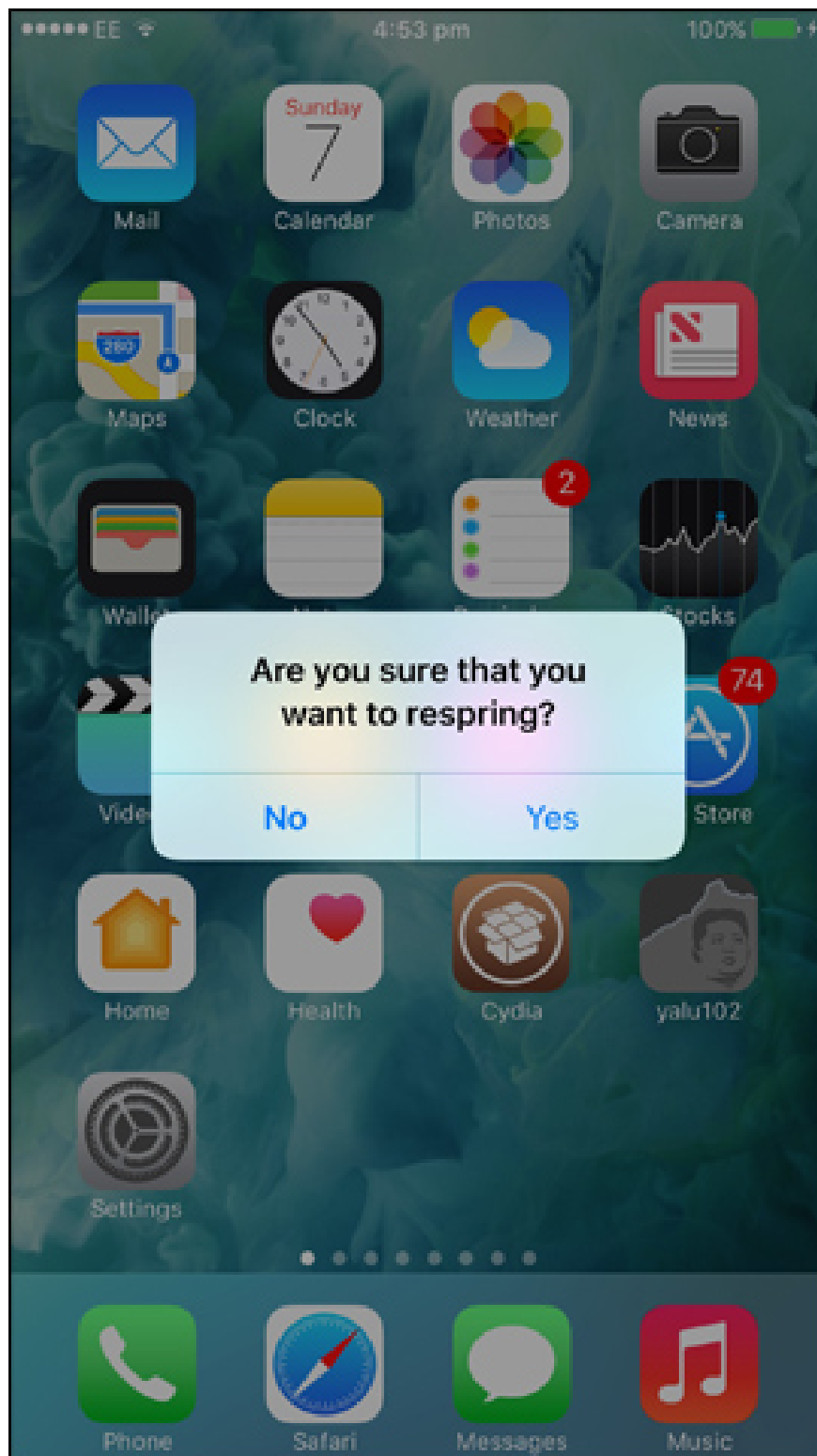
1. Power off the device.
2. Restart the device
3. Respring device again.
4. Open the device in safe mode (safe mode).



Step 3:

Now when you press the power key will display the list. Click on a task and you will be asked if you are sure to perform this task. Click Yes to proceed.





Tweaking the Simple Power Down brings some additional options when pressing the power key on the iPhone. You will not worry about pressing wrong because the tweak will ask again to determine the operation.

See more:

1. How to add a shutdown button, reboot into Control Center iOS 11
2. Fix the Home button error does not work on iPhone

3. Home button on iOS 10 device slowly responds, this is how to fix errors

I wish you all success!

You finished reading the article "**How to add power key options on iPhone**" edited by the [TipsMake](#) team. We hope this article has provided you with many useful tech tips and tricks. You can search for similar articles on tips and guides. Thank you for reading and for following us regularly.
