

How to add emojis to photos in Photoshop

Adding emojis to photos in Photoshop makes them more lively. Photoshop has supported emojis since version 2017, allowing you to add them directly from fonts. Learn how to do this using the Type Tool below.

You can insert emojis into photos in Photoshop using the EmojiOne Color font or Segoe UI Emoji. The Type Tool makes this process even easier.

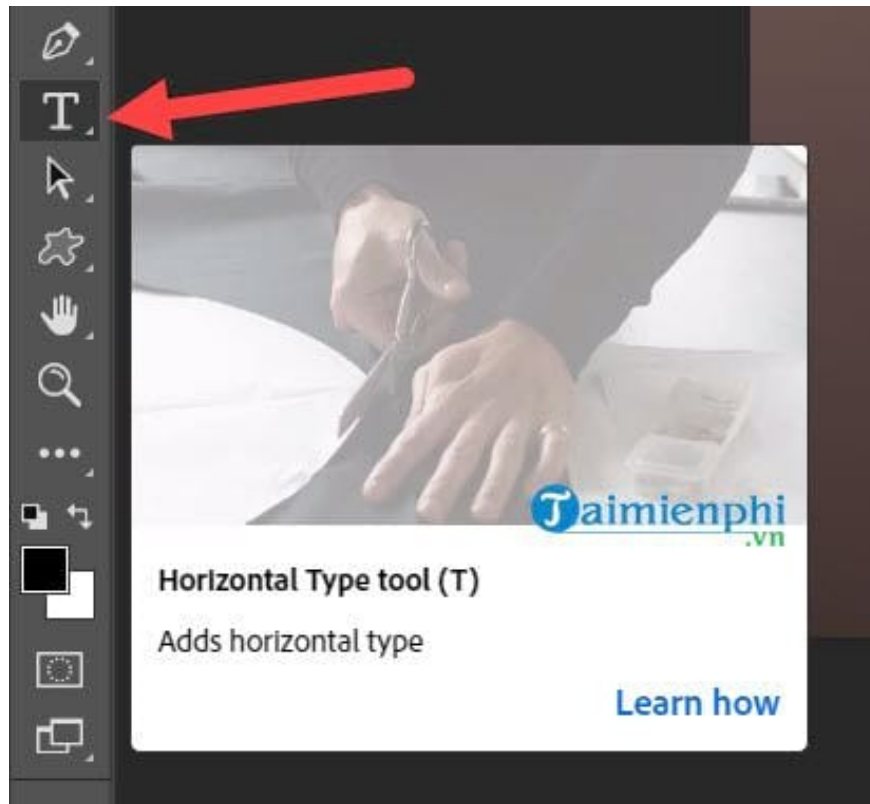
How to add emojis to photos in Photoshop

First, you need to download Photoshop to your computer.

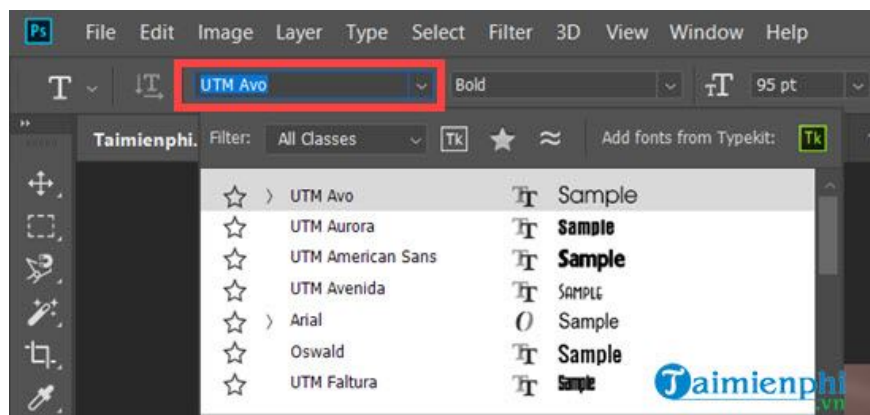
Let's assume we have an image like the one below. Now let's try adding emojis to this image, and here's how:



Step 1: Use the Type Tool (shortcut key T). This is the tool used to type text in Photoshop.

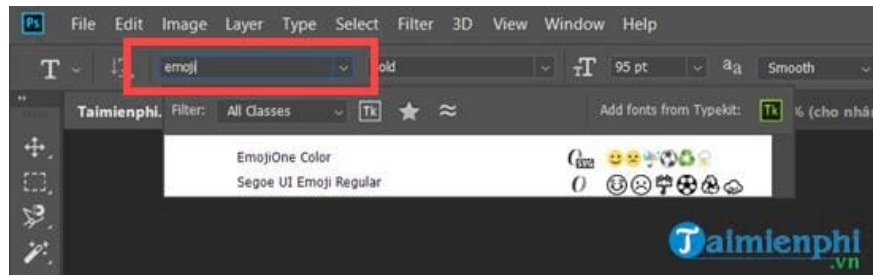


Step 2: Emojis are also considered a type of "font," so we'll look for emojis in the font section.

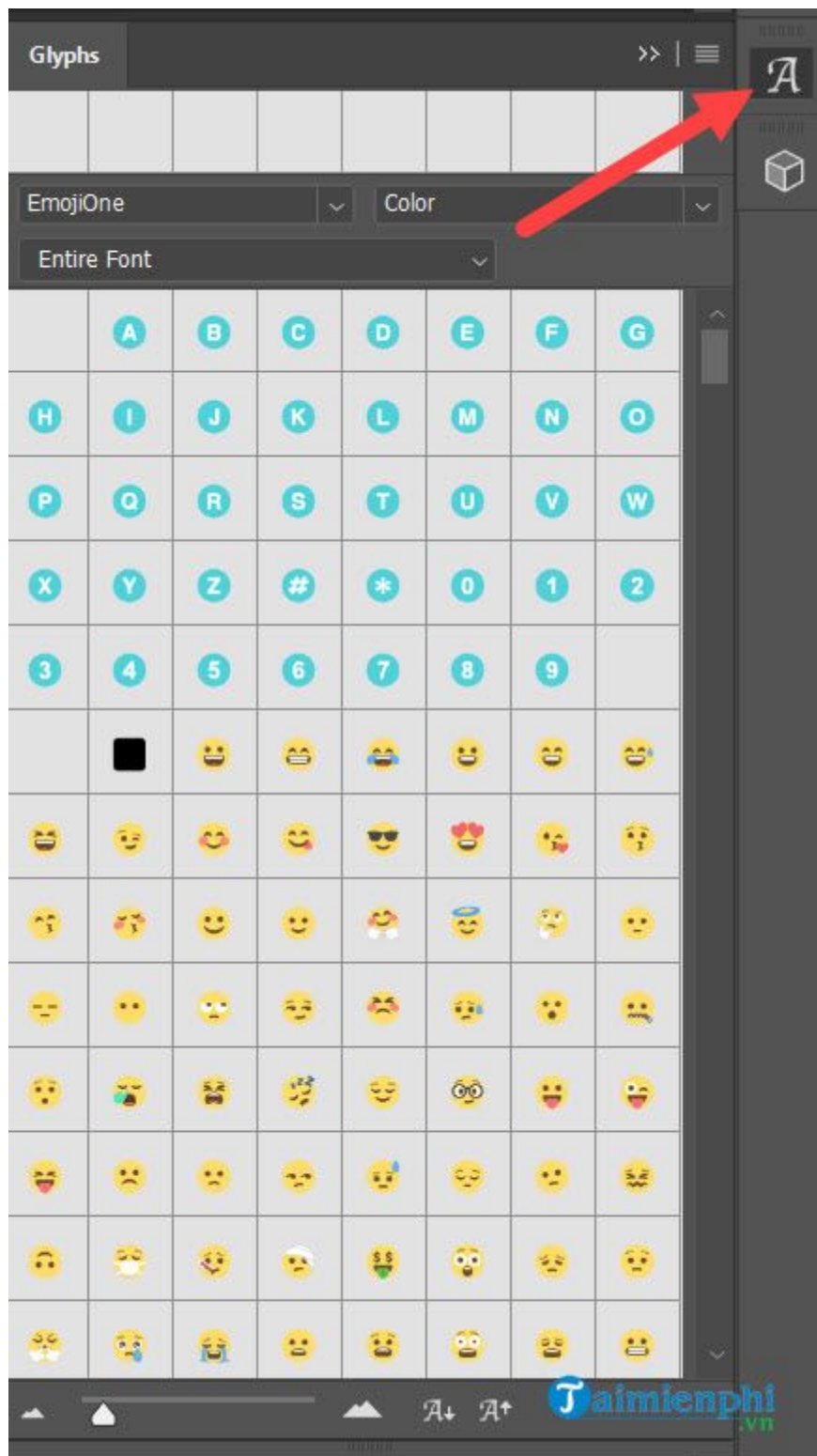


Step 3: Typing the correct phrase "emoji" will display two results: EmojiOne Color and Segoe UI Emoji Regular.

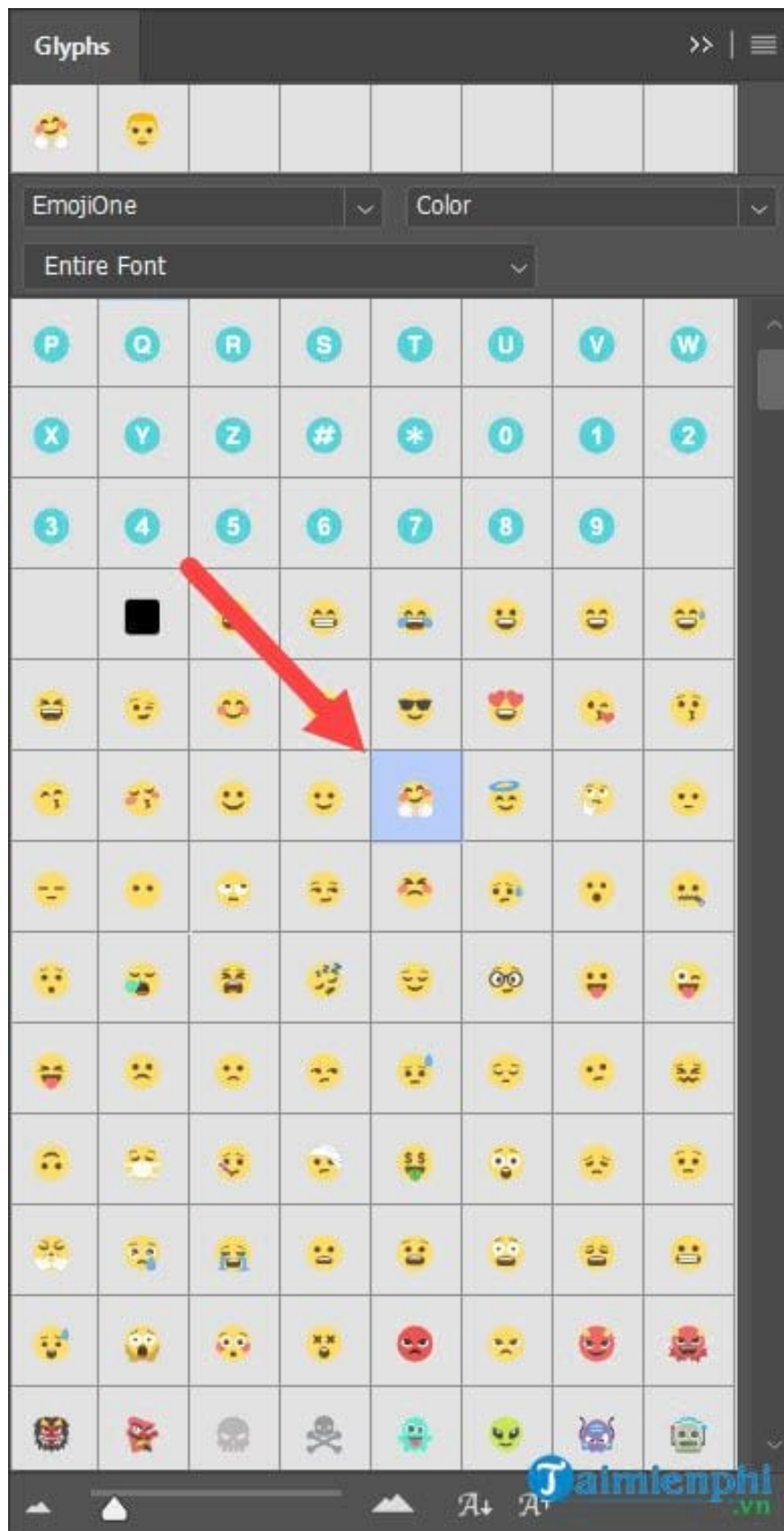
- **EmojiOne Color** : The latest colored emojis available today.
- **Segoe UI Emoji Regular** : Classic monochrome emojis.



Step 4: When you click on one of the two types (in this case, **EmojiOne Color**), you will see another tool called **Glyphs** appear with a list of emojis below.



Step 5: To insert an emoji into an image in Photoshop, simply click on the image (similar to how you would write text in Photoshop) at the desired location, then double-click on the emoji.



Result:



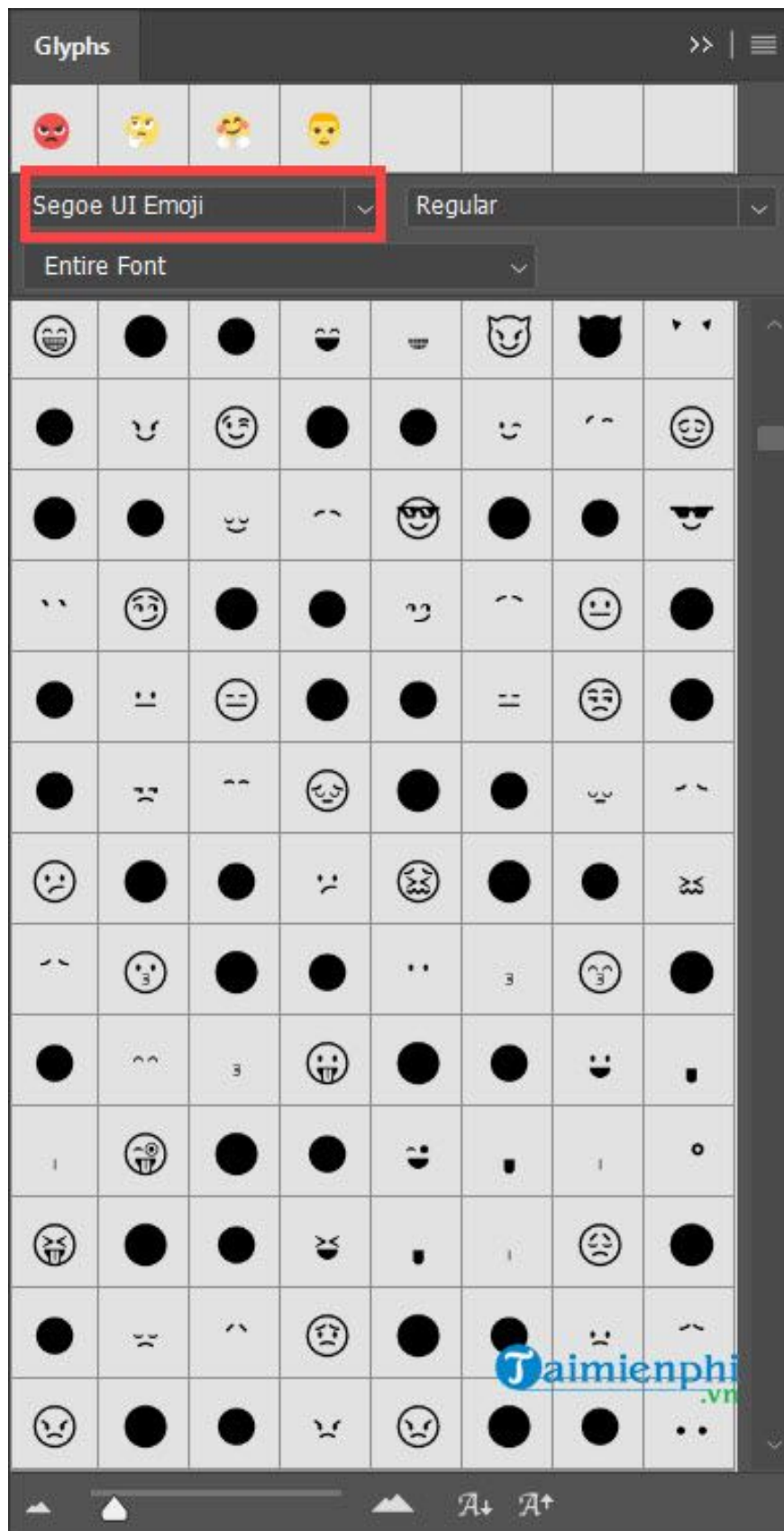
This means we can adjust the size, length, and spacing in Photoshop just like with other fonts.




In fact, there are many fonts that allow you to write emojis, but this is a proprietary font added to Photoshop, so it will have a wide variety of emojis.



Step 6: As mentioned, there are two types: EmojiOne Color and Segoe UI Emoji Regular. Segoe UI Emoji Regular is the classic emoji format, and we can change to this format and use it.



The **Segoe UI Emoji Regular** style is not colorful and uses simple characters.



Adding emojis to photos in Photoshop makes images more lively and visually appealing. This feature is increasingly popular in graphic design and professional photo editing, making it easier for users to create creative content. If you want to improve your Photoshop skills, explore additional tools like Layer Styles, Blending Options, and many other useful features.

You finished reading the article "**How to add emojis to photos in Photoshop**" edited by the [TipsMake](#) team. We hope this article has provided you with many useful tech tips and tricks. You can search for similar articles on tips and guides. Thank you for reading and for following us regularly.
