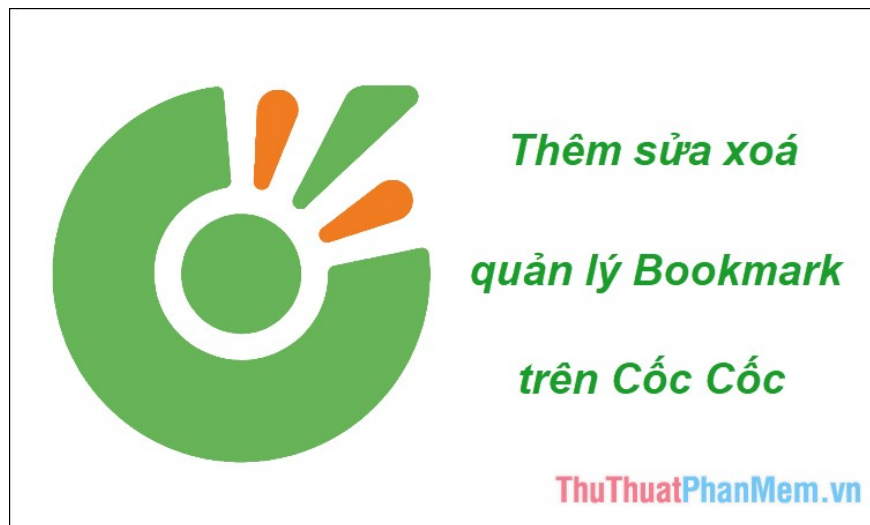


How to add, edit, delete and manage bookmarks in Coc Coc

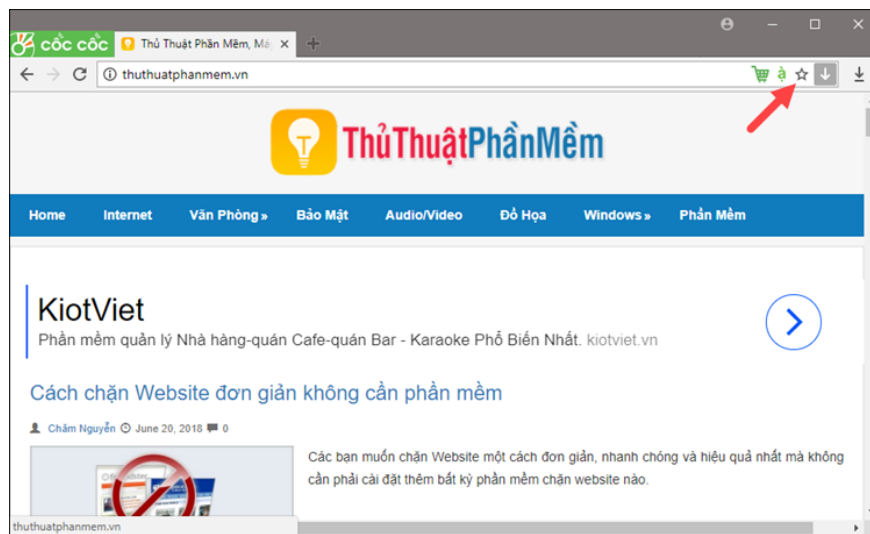
How to add, edit, delete and manage bookmarks in Coc Coc. Bookmarks, also known as bookmarks, are a great feature on web browsers. With this feature, you can bookmark good websites and your favorite websites for later use

Bookmarks, also known as bookmarks, are a great feature on web browsers. With this feature, you can bookmark good websites and your favorite websites so that you can later access them easily without fear of being forgotten. In this article, TipsMake.com will guide you how to add, edit, delete and manage bookmarks in Coc Coc browser, invite you to track.

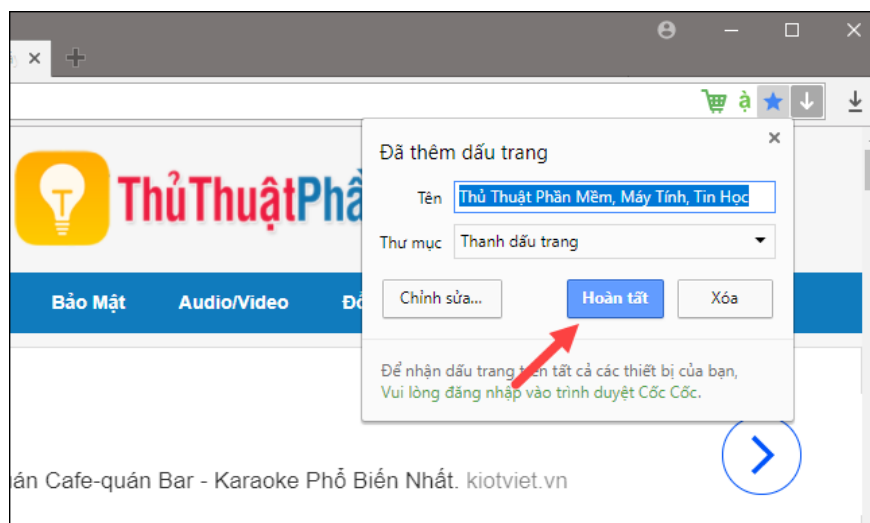


1. How to add bookmarks on Coc Coc

Step 1 : Open your favorite website and then click the star icon in the address bar as shown below:



Step 2: A small window appears, where you name the Bookmark in the Name (Name) section and choose a location for the website. Default will save on the Bookmarks bar (Bookmarks bar), then click **Done** (Done).

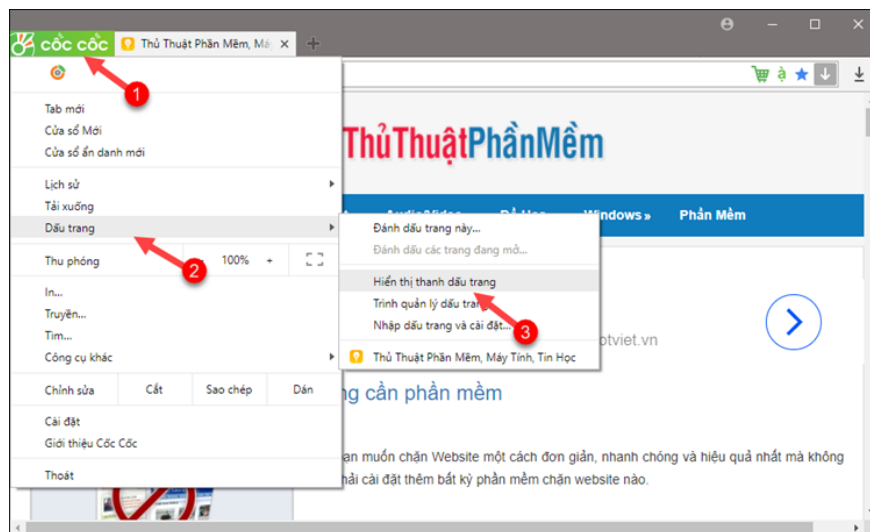


So you've added the site already. Also, if you want to add all of the pages that are currently open in Coc Cốc to bookmarks, you can press **Ctrl + Shift + D**.

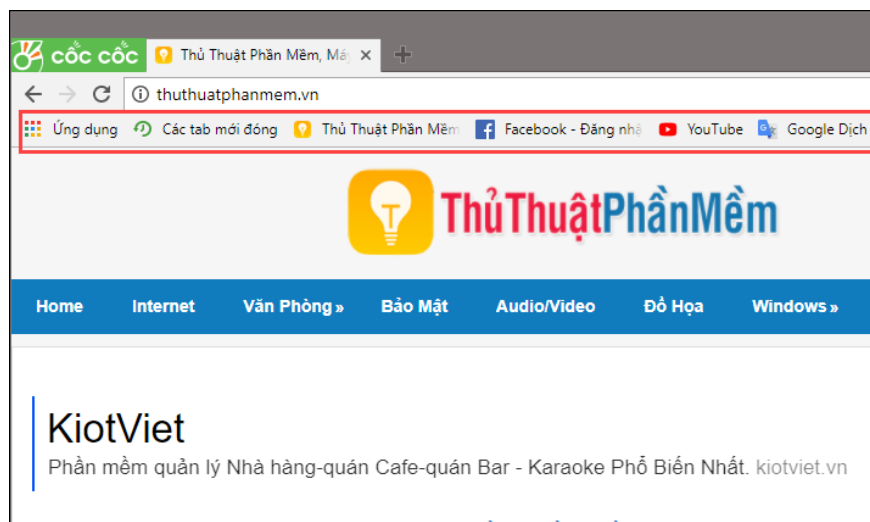
2. How to hide the bookmarks bar

By default the bookmarks bar will be hidden, it only shows when you open a new tab, but we can set the bookmark bar to always be displayed by the following way:

On the browser, click Coc Cốc icon and then select **Bookmarks -> Display bookmarks bar**

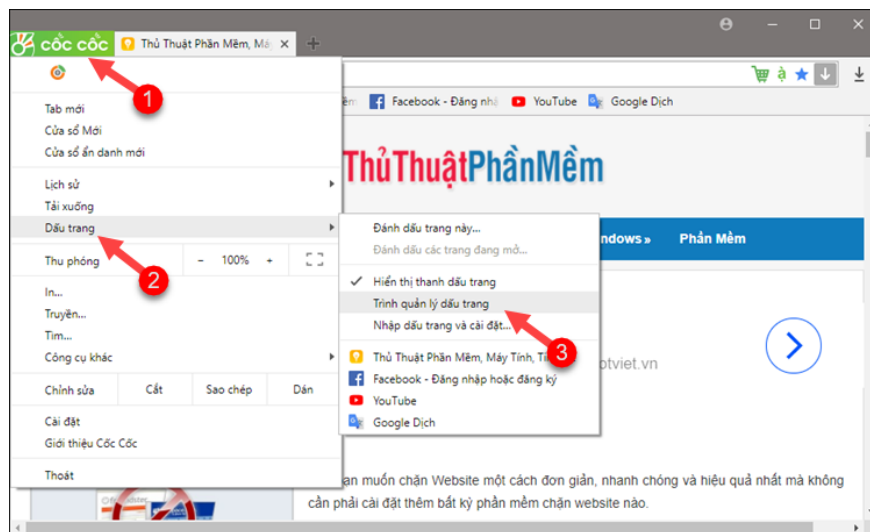


So the bookmarks bar appears:

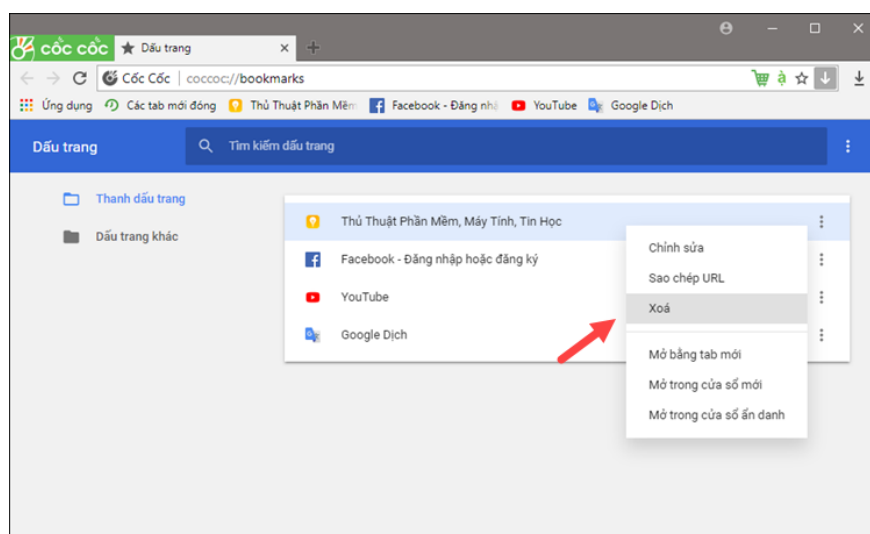


3. Delete, edit and manage Bookmark

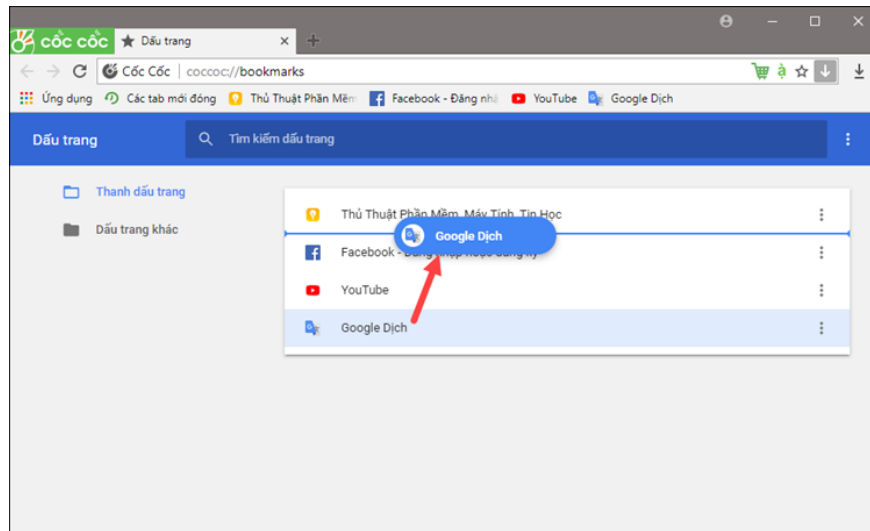
To manage the bookmarks you select **Coc Coc -> Bookmarks -> Bookmark manager**



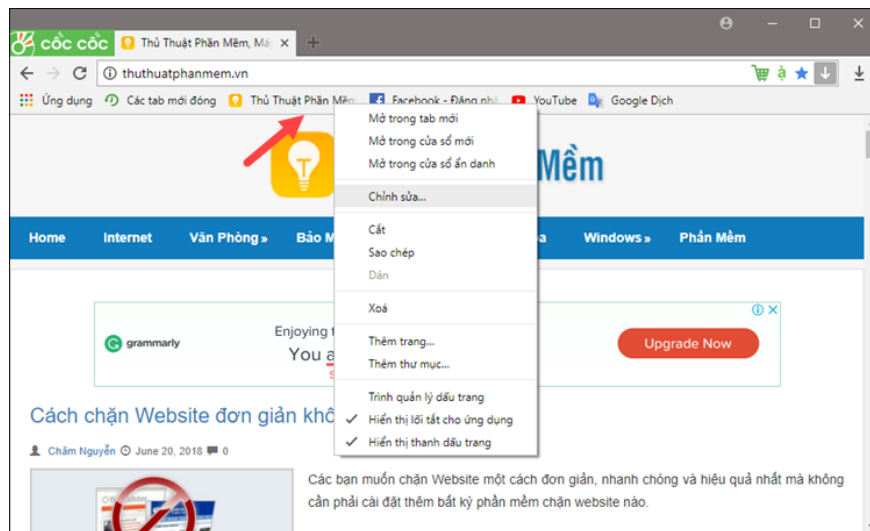
In the new window will be a list of bookmarks you've created, you can right-click on any bookmark to edit or delete bookmarks if you want.



You can also change the position of bookmarks by dragging and dropping the bookmark to the desired position:



In addition to opening the bookmark manager, you can also delete, change the bookmark position right on the bookmarks bar, which is much easier:



Above is a tutorial on how to add, edit, delete and manage bookmarks in Coc Coc browser, hope you will find the article useful. Good luck!

You finished reading the article "**How to add, edit, delete and manage bookmarks in Coc Coc**" edited by the [TipsMake](#) team. We hope this article has provided you with many useful tech tips and tricks. You can search for similar articles on tips and guides. Thank you for reading and for following us regularly.