

# How to add 'Download' button on YouTube, Facebook, ... for Chrome, Firefox and Opera

Network administrators would like to share with you a pretty useful extension, which helps to download the button in the video player when viewing with Chrome, Firefox and Opera without switching to another browser or installing other supporting software.

In previous posts, Network Administrator showed you how to display Download button on Coc Coc to download videos more easily. So if you are using browsers like Chrome, Firefox and Opera but also want to do the same thing, how do you do it? The answer will be in this article.

Currently, many of you who are using Google Chrome still try to install Coc Coc just to download videos from Youtube, or some people go to intermediate websites, download software to catch a time-consuming link like Internet Download. Manager. Therefore, today the Network Administrator will share with you a very useful extension, help download button in the video player when watching with Chrome, Firefox and Opera without switching to another browser or installing the part Other software support.

1. How to download Youtube videos offline, watch Youtube videos offline
2. 7 ways to download videos on Youtube quickly and simply
3. How to download closed Facebook videos

## Instructions for adding "Download" button on YouTube, Facebook, . for Chrome, Firefox and Opera

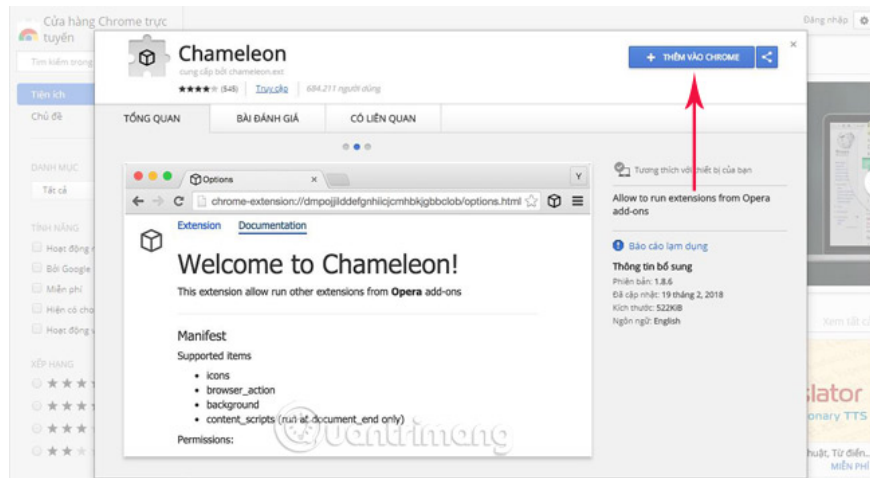
To use the extension, you need to download the installation extension properly with the supported version for the web browser you are using via the link below.

1. Chrome: Chameleon
2. Firefox: SaveFrom.net all-in-1 helper / youtube downloader - Add-ons for Firefox
3. Opera: SaveFrom.net helper

In this article, Network Administrator will guide you to install on Chrome browser, the rest in Firefox and Opera you do the same.

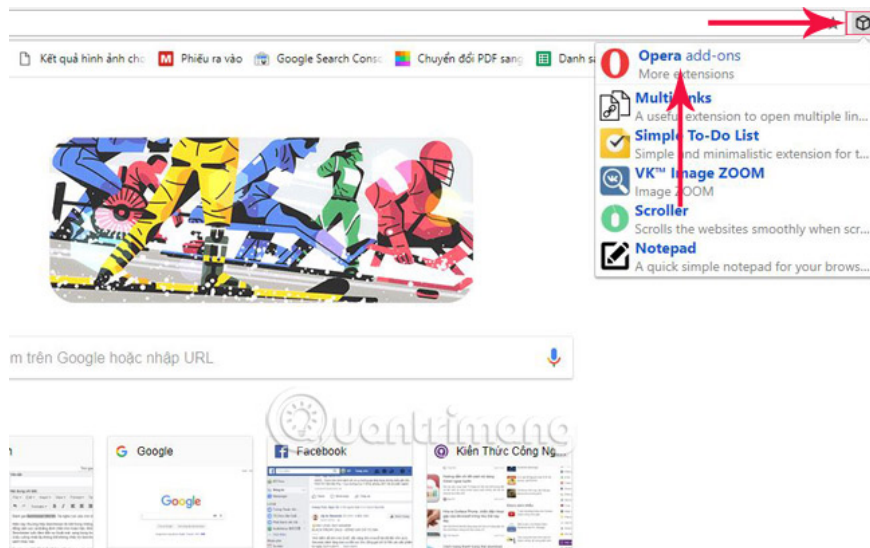
### Step 1:

First of all, you access this link, then click the *Add to Chrome* button to install the Chameleon extension.



## Step 2:

Once successfully installed you will see the icon of the Chameleon utility in the upper right corner of the screen. Now left-click on the icon and select *Opera add-on* .



## Step 3:

At the utility store interface for Opera, enter the keyword *SaveFrom.net helper* in the search box.



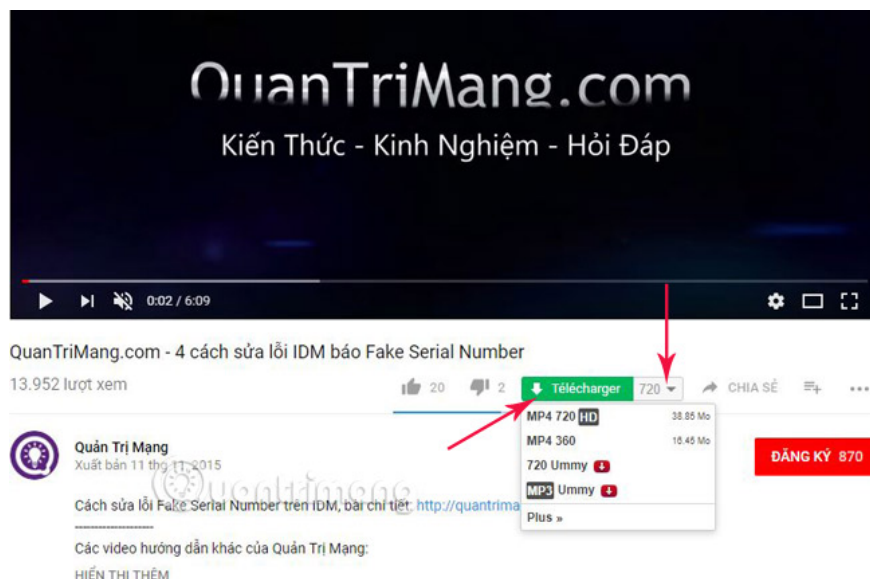
## Step 4:

Click on the *Add to Chameleon* button as shown to start installing this utility on Google Chrome.



### Step 5:

Now you can go to Facebook, YouTube, Dailymotion, . to test any video. As in the picture we see, the Download button has been automatically added on Youtube. You can click the download icon to download immediately with the quality set above.



By adding a Download button directly to YouTube, Facebook, . on Chrome, Firefox and Opera browsers, you are now comfortable downloading videos from these platforms to your computer quickly and easily.

I wish you all success!

See more:

1. 8 extremely useful add-ons for Firefox on Android devices
2. How to set download speed limits on Google Chrome
3. How to fix Coc Coc browser error consuming a lot of RAM

You finished reading the article "**How to add 'Download' button on YouTube, Facebook, ... for Chrome, Firefox and Opera**" edited by the [TipsMake](#) team. We hope this article has provided you with many useful tech

tips and tricks. You can search for similar articles on tips and guides. Thank you for reading and for following us regularly.

---