

How to add a step counter to your iPhone home screen.

Apple provides the Health app to track basic health metrics. But you can't track your step count on your iPhone screen.

Apple provides the Health app to track basic health metrics. The app includes distance walked, number of steps, calories burned, sleep schedule, etc. However, you can't track your step count directly on your iPhone screen. If you're concerned about this issue, check out the extremely simple solution in this article.

How to add a step counter to your iPhone home screen.

Step 1:

You can download the Pedometer++ app for iPhone using the link below.

1. Download the Pedometer++ app for iPhone.

You will then be asked if you allow **the app to access your Physical Movement activity** ; tap **Allow** to proceed. You will then see the app interface as shown below; tap **Settings** to adjust the settings.

15:55

App Store



Pedometer++

The best way to count your steps and explore the world.



"Pedometer" muốn truy cập hoạt động Di chuyển & Thể chất của bạn.

Pedometer++ uses your iPhone's built-in motion tracking ability to collect step counts.

Từ chối

Cho phép



This data is stored securely and never leaves your device.

Continue

[View Privacy Policy](#)

15:56

App Store

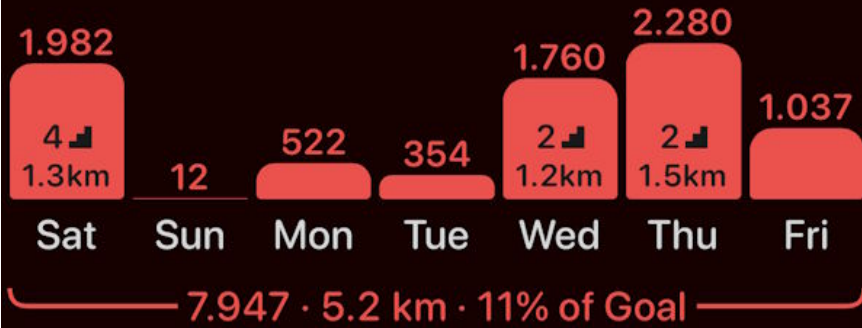
Pedometer++



1.037

0.6km

0



Steps Badges Workouts Settings

Step 2:

We'll set your daily step count , and you can change the unit of measurement if you wish .

16:03

App Store



Settings

Daily Step Goal

10.000



Distance Units

Miles

Kilometers

Pedometer++ Premium

Unlock a wide array of great features and are supporting the development of this app.

Learn More

Get Help

Have a question or suggestion for the app?

Get Help

Import Historical Data

Import historical data from Apple Health for a



Steps



Badges



Workouts



Settings

Step 3:

Press and hold the Pedometer app icon on the home screen, then **select the widget size** you want to add to the home screen. This will automatically replace the app icon with the selected widget size, as shown below.

You will now see the number of steps you have taken on your iPhone's home screen.

16:05



Thời tiết



Chứng khoán



Tìm



Nhà



Sách



iTunes Store



Thẻ dực



Watch



Tệp



3uTools



Pixel Đại Chiến



Best Fiends



NaTraPhongThả...



Pedometer

⊖ Xóa ứng dụng

🔒 Yêu cầu mật mã

📤 Chia sẻ ứng dụng

📱 Sửa Màn hình chính

🗑️ 📄 📁

🔍 Tìm kiếm



16:05



Thời tiết



Chứng khoán



Tìm



Nhà



Sách



iTunes Store



Thẻ dực



Watch



Mẹo



Danh bạ



Dịch thuật



Tệp



Phím tắt



Tiện ích



Freeform



3UTools



1.037

0.6km
0 floors



30 JAN 2026

Pedometer

Q Tìm kiếm



Step 4:

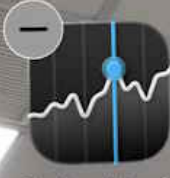
If you want to **keep both the app icon and the widget** , press **and hold the app icon** , select **Edit Home Screen** . Then **select the Edit button** and then **Add Widget** .

Sửa

Xong



Thời tiết



Chứng khoán



Tìm



Nhà



Sách



iTunes Store



Thẻ dực



Watch



Mẹo



Danh bạ



Dịch thuật



Tệp



Phím tắt



Tiện ích



Freeform



3uTools



Telegram



TikTok



CapCut



Pixel Đại Chiến



Best Fiends

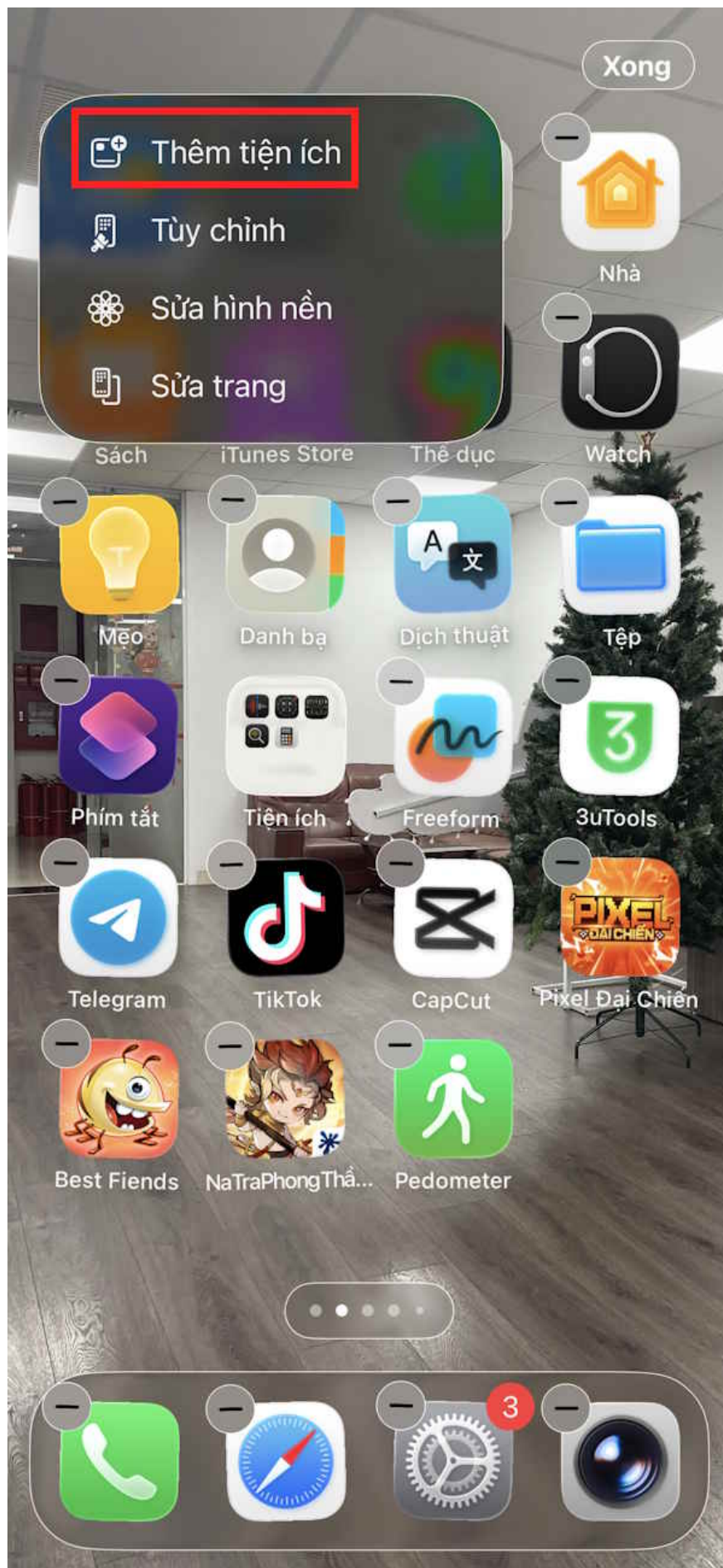


NaTraPhongThả...



Pedometer





Step 5:

Now, **find the Pedometer app** and **select the type of widget** you want to add to your iPhone's home screen.

Pe



Pedometer



Perplexity

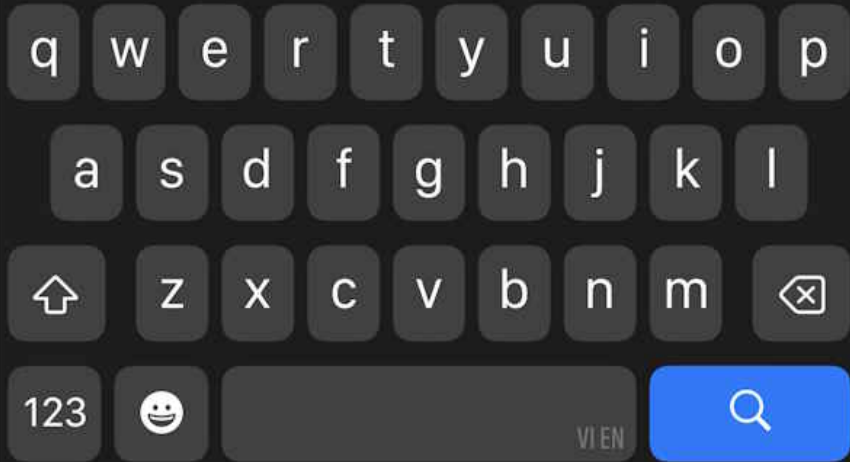


Shopee

"Pe"

Pé

People





Pedometer



Step Count

Your step count metrics.



15.525

10.9km
12 floors



Thêm tiện ích

We also get a step counter utility on the iPhone home screen.



Pedometer



Goal Completion

Your Goal Percent.



Thêm tiện ích

16:12



1.037
0.6km
0 floors

Pedometer



Thời tiết



Chứng khoán



Tìm



Nhà



Sách



iTunes Store



Thế dực




Watch



Mẹo



Danh bạ



Dịch thuật



Tệp



Phím tắt



Tiện ích



Freeform



3uTools



Telegram



TikTok



CapCut



Pixel Đại Chiến

🔍 Tìm kiếm



You finished reading the article "**How to add a step counter to your iPhone home screen.**" edited by the [TipsMake](#) team. We hope this article has provided you with many useful tech tips and tricks. You can search for similar articles on tips and guides. Thank you for reading and for following us regularly.
