

How to add a download link to Free Download Manager to accelerate downloads

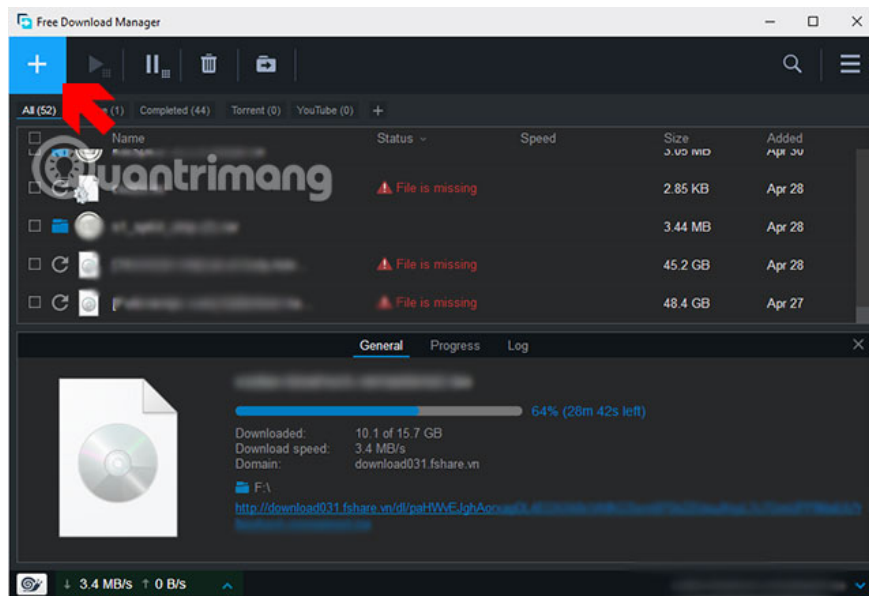
With Free Download Manager you can also add download links when the software does not automatically download links

Free Download Manager is a free download support software on your computer, in addition to speeding up download links, this software also supports users to add download links when Free Download Manager does not automatically link. The instructions below will help you add the download link to Free Download Manager

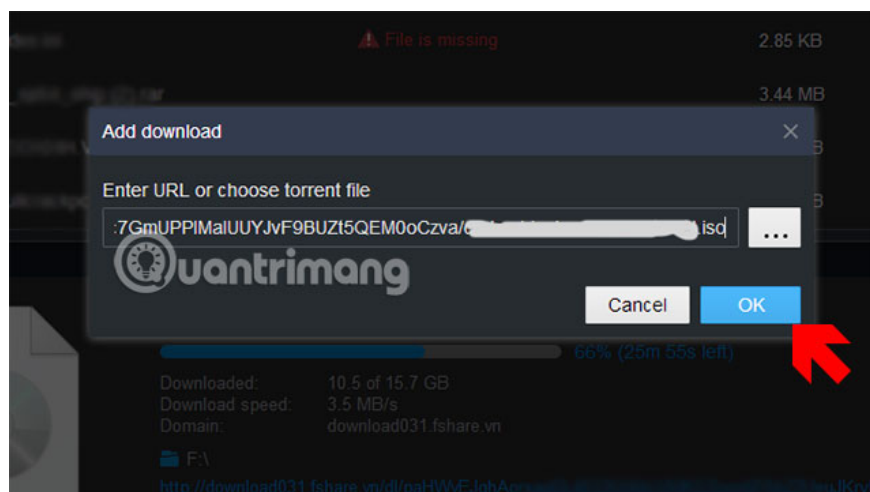
1. Top download acceleration software for Mac
2. Top 8 best free download support tools for Windows
3. Tips to download games, Android applications do not support in Vietnam do not need VPN

Guide to download links to Free Download Manager

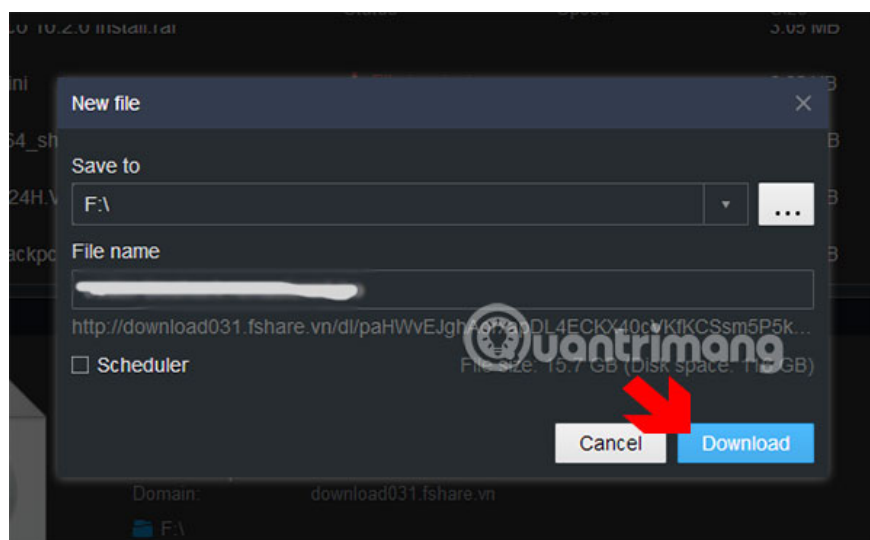
In the main interface of Free Download Manager, click the plus sign in the upper left corner.



Then add your download link to the download link add frame and click **OK** .



In the address change table you can choose the path to save the file in **Save to** and click **Download** to start the download.



Just like IDM (Internet Download Manager), problems not catching links often occur. So you can do the same as on Free Download Manager.

You finished reading the article "**How to add a download link to Free Download Manager to accelerate downloads**" edited by the [TipsMake](#) team. We hope this article has provided you with many useful tech tips and tricks. You can search for similar articles on tips and guides. Thank you for reading and for following us regularly.