

# How to Active Office 365, activate copyright permanently

If you do not want to spend money to activate your Office 365 license, you can apply the Active Office 365 methods below completely free and unlock the full functionality of this latest office suite.

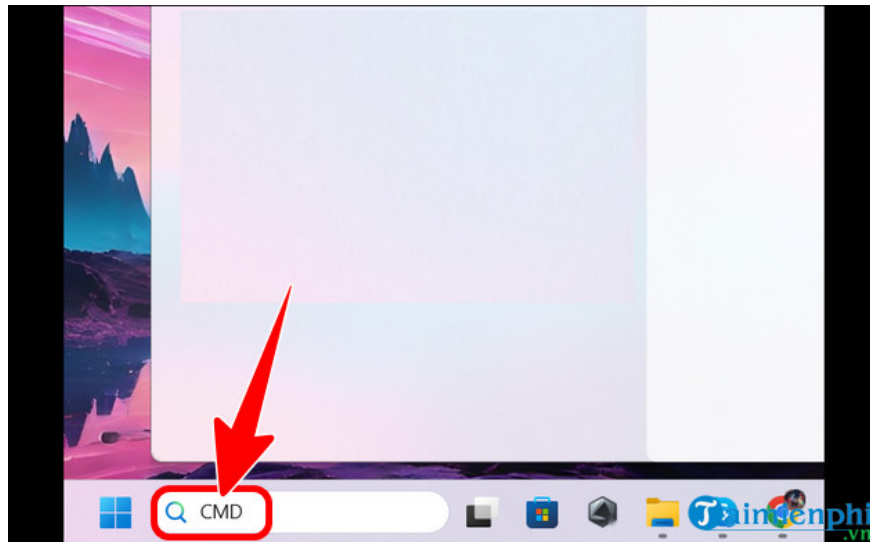
**With Active Office 365** free methods , users can activate the license of the latest office suite and use all the functions of Microsoft Office 365, helping you work more efficiently.

## *How to get Active Office 365 license for free forever*

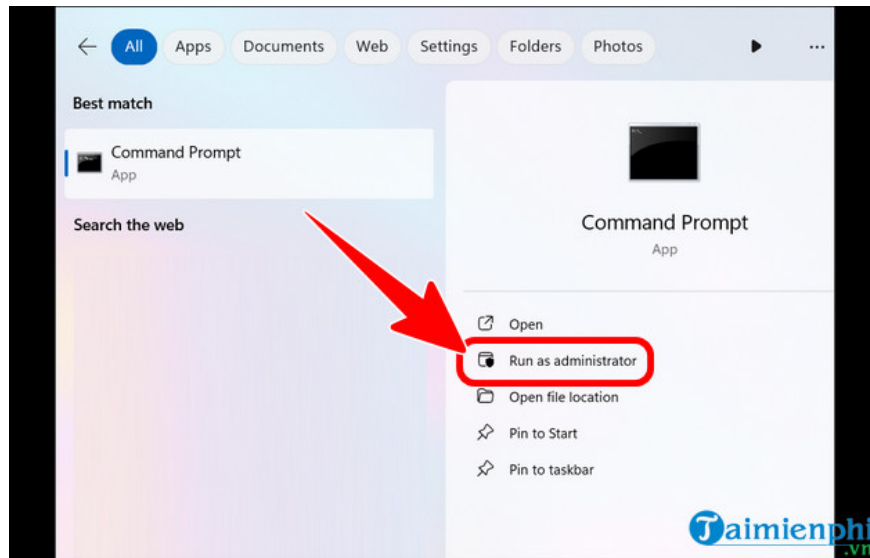
### *1. Active Office 365 using CMD command*

To perform this method, your computer first needs to have Office 365. If you do not have this office tool set, you can refer to our instructions on how to **install Office 365** here and then activate it. Office 365 CMD according to the instructions below.

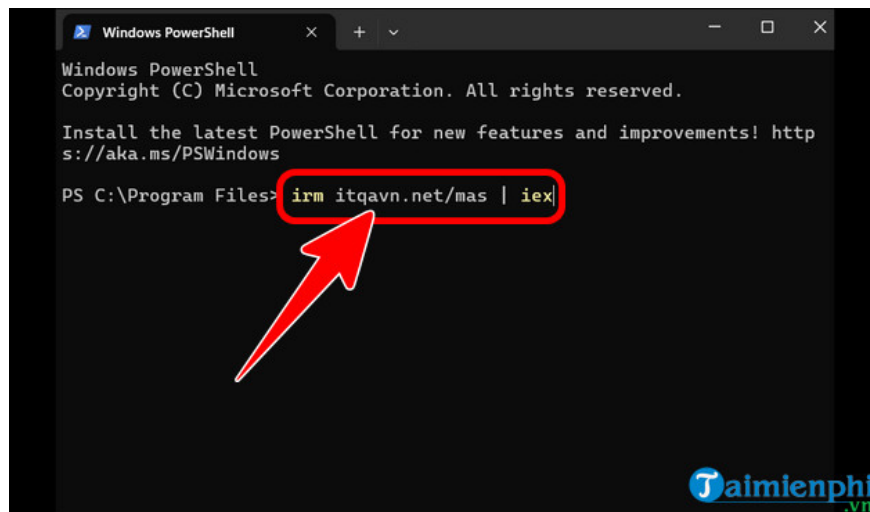
*Step 1:* Press the key combination **Windows + S** => enter the keyword **CMD** in the Search box.



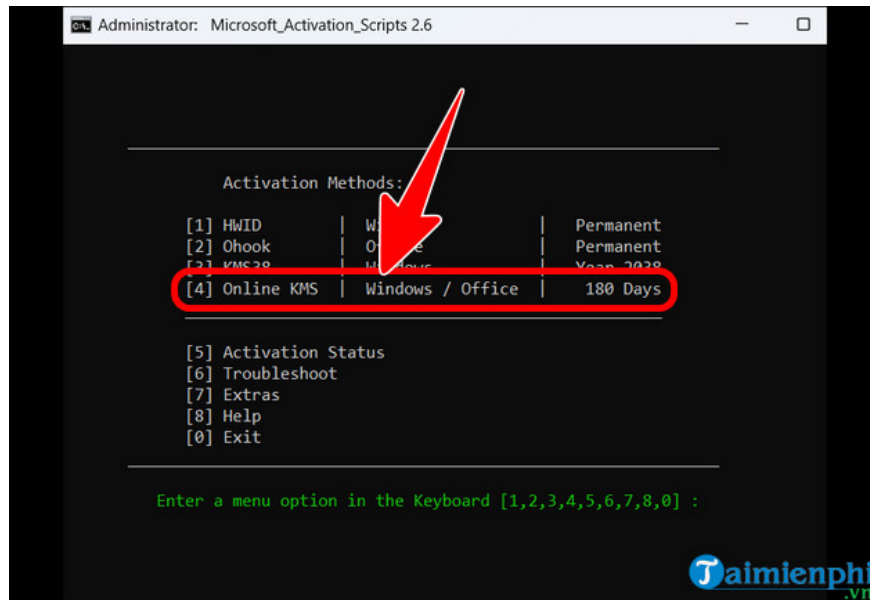
*Step 2:* Click **Run as administrator** at the Command Prompt tool to open CMD with admin rights.



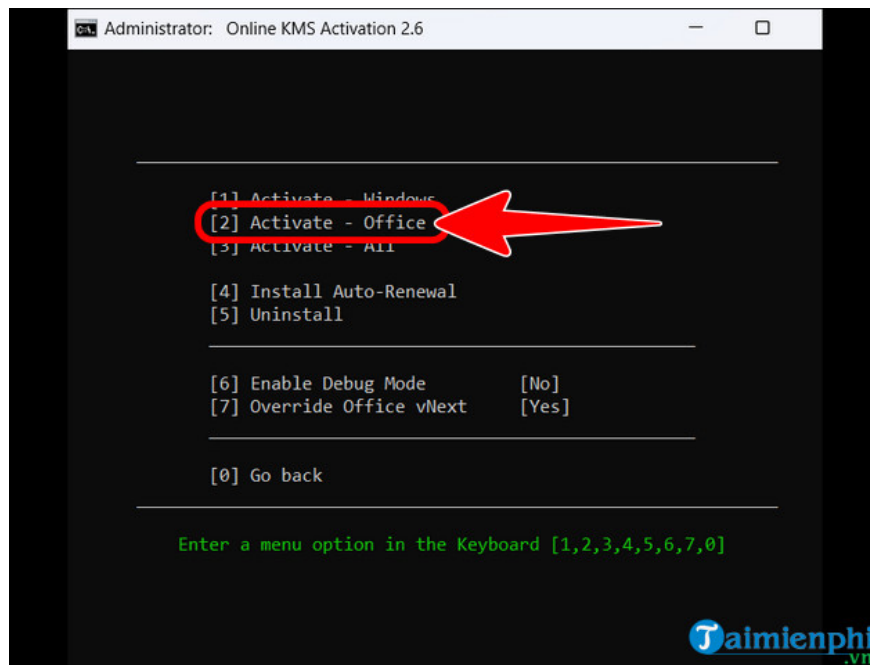
Step 3: Copy the command " **irm itqavn.net/mas | iex** " and paste it into an empty box => press **Enter** key .



- Immediately **the copyright activation tool** will display as shown below => press **number 4** on the keyboard.



- Press **button 2** , activate Office 365 license.



- Wait a few minutes for the system to automatically activate the license. Once completed, a **successful activation message** will be displayed as below.

```
Administrator: Online KMS Activation 2.6

Initializing...

Windows activation is OFF...

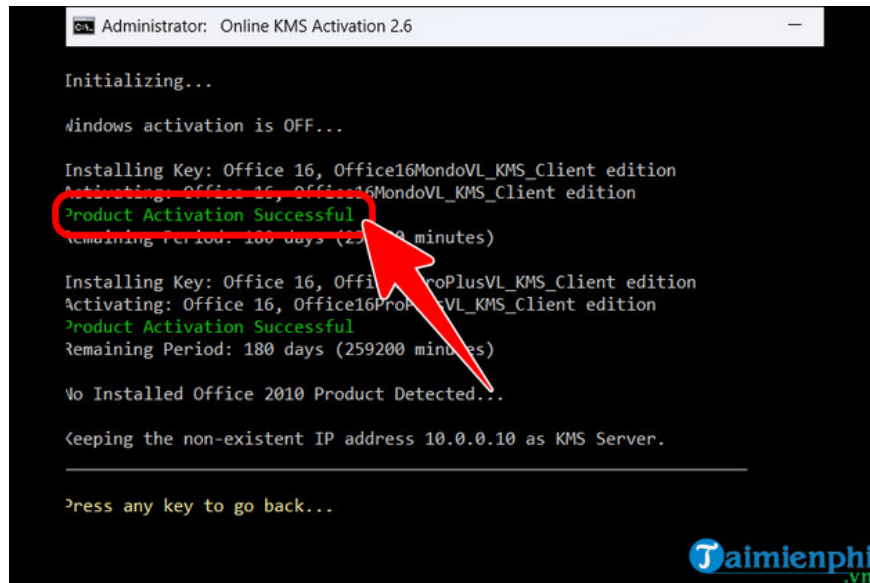
Installing Key: Office 16, Office16MondoVL_KMS_Client edition
Activating: Office 16, Office16MondoVL_KMS_Client edition
Product Activation Successful
Remaining Period: 180 days (259200 minutes)

Installing Key: Office 16, Office16ProPlusVL_KMS_Client edition
Activating: Office 16, Office16ProPlusVL_KMS_Client edition
Product Activation Successful
Remaining Period: 180 days (259200 minutes)

No Installed Office 2010 Product Detected...

Keeping the non-existent IP address 10.0.0.10 as KMS Server.

Press any key to go back...
```



Step 4: Because the Office license will be valid for 180 days, you will need to return to the Office 365 active menu and press **button number 4** , automatically renewing the license weekly.

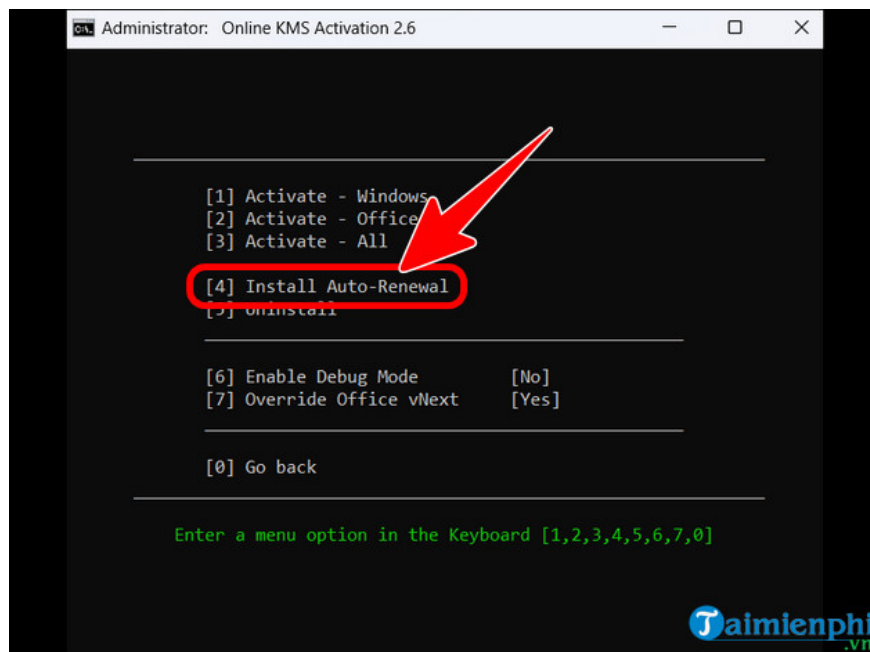
```
Administrator: Online KMS Activation 2.6

[1] Activate - Windows
[2] Activate - Office
[3] Activate - All
[4] Install Auto-Renewal
[5] Uninstall

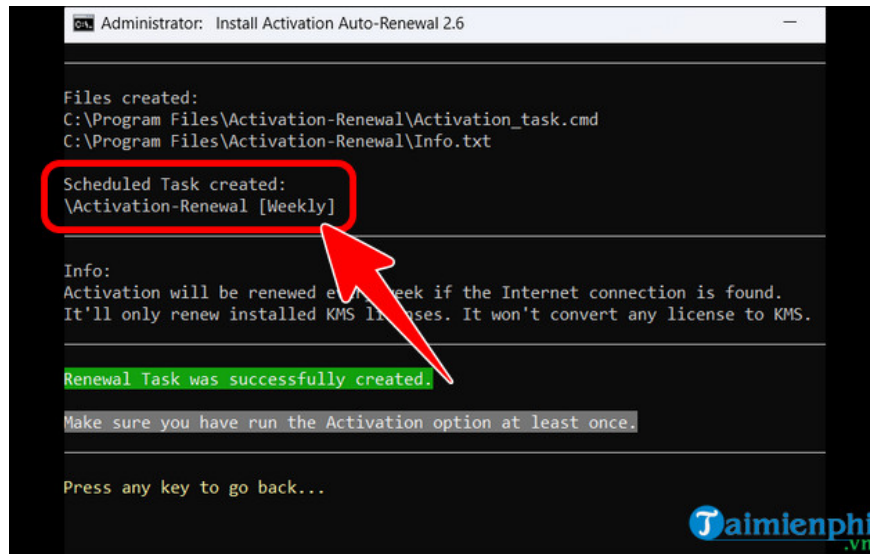
[6] Enable Debug Mode [No]
[7] Override Office vNext [Yes]

[0] Go back

Enter a menu option in the Keyboard [1,2,3,4,5,6,7,0]
```



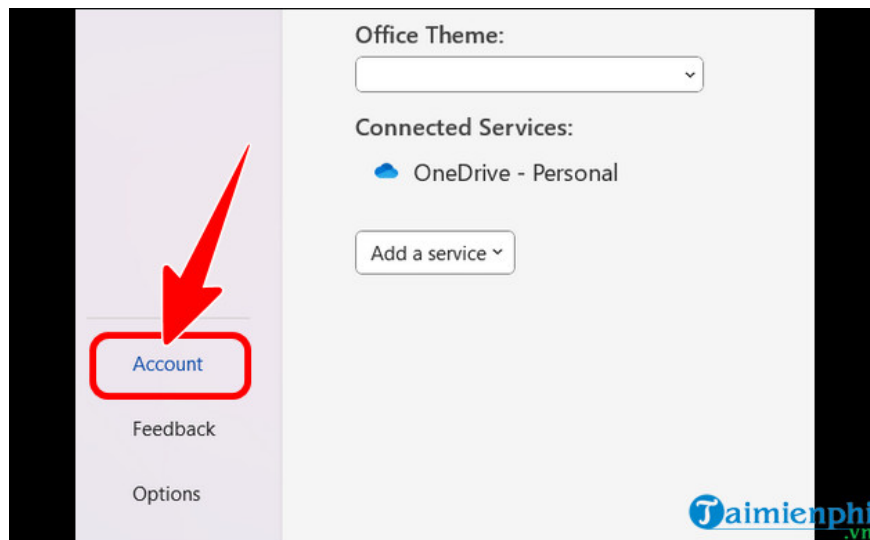
- The Activation Renewal Weekly notification will be displayed as below.



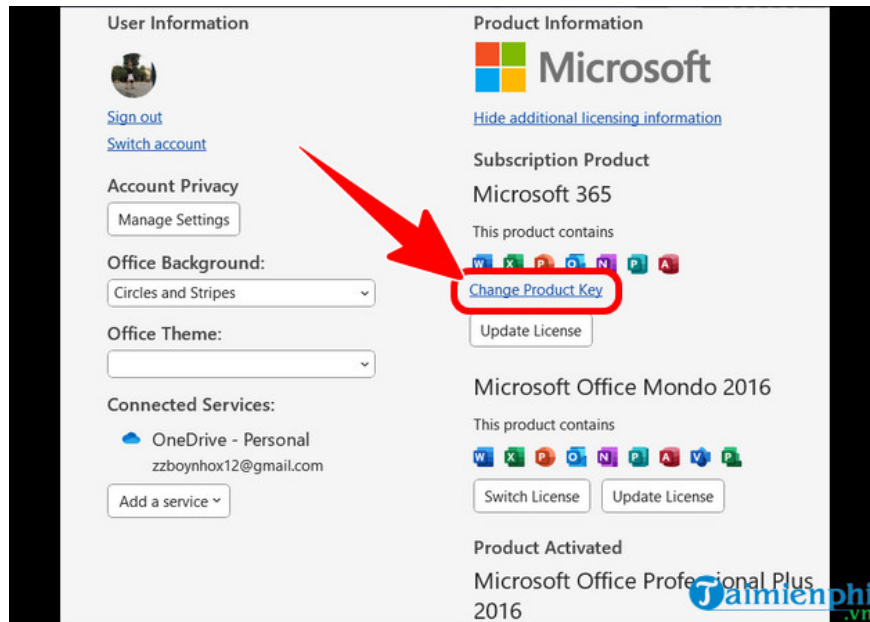
## 2. Activate Office 365 license with free Active Key

Besides the above method, users can use **Office 365 Keys** that have been fully summarized by Taimienphi here. These activation codes have a limited number of uses and expire very quickly, so you need to use them quickly.

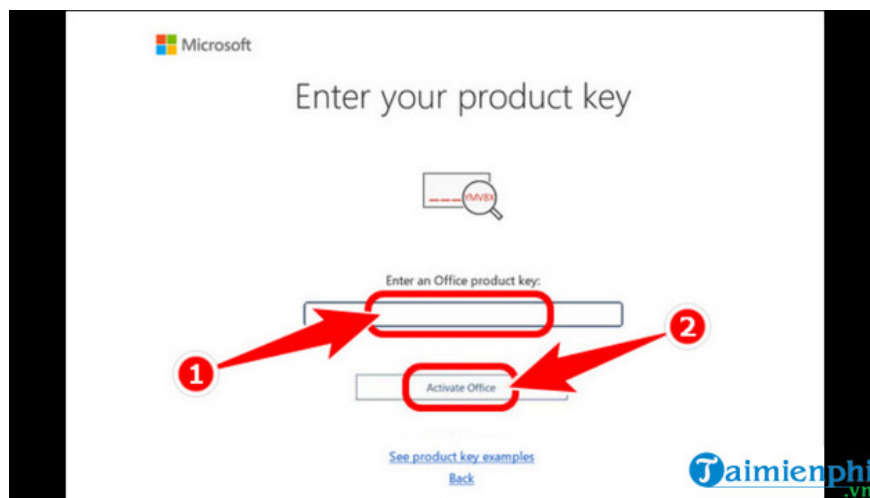
*Step 1:* Open any **Office tool (For example: Taimienphi opens Word 365)** => select **Account** .



*Step 2:* Click **Change Product Key** .



Step 3: Enter **Office 365 Key** in the blank box => press **Active Office** .



### 3. Buy license key for Active Office 365

In addition, users can also **buy activation keys** at reputable stores in the country. This will help you not have to waste time searching for the license key and still be able to activate office 365 easily. However, this method requires users to pay a fair amount of money to own the license key code.

### *Benefits of Active Office 365*

Activating the license for the Office 365 office suite is necessary to help improve the user experience and bring many benefits such as:

- **Comprehensive use:** Activation helps you access full functions and software in the Office suite, including Word 365, Excel 365, PowerPoint 365,.
- **Regular updates and security:** By activating , you can get the latest updates from Microsoft, including

patches and new features, while ensuring that your software stays secure.

- **Use on multiple devices:** Activating Office 365 allows you to use Office software on many different devices, from personal computers to mobile phones and tablets.

- **Unlock cloud services:** With Active Office 365, you can store documents on OneDrive and share them with others easily, enhancing work and project collaboration.

- **24/7 customer support:** Activating Office 365 also gives you access to Microsoft support, which helps you resolve technical issues or product questions.

So the way to Active Office 365 on your computer is extremely simple, isn't it? You just need to follow the steps above sequentially and you will definitely activate the copyright successfully.

You finished reading the article "**How to Active Office 365, activate copyright permanently**" edited by the [TipsMake](#) team. We hope this article has provided you with many useful tech tips and tricks. You can search for similar articles on tips and guides. Thank you for reading and for following us regularly.