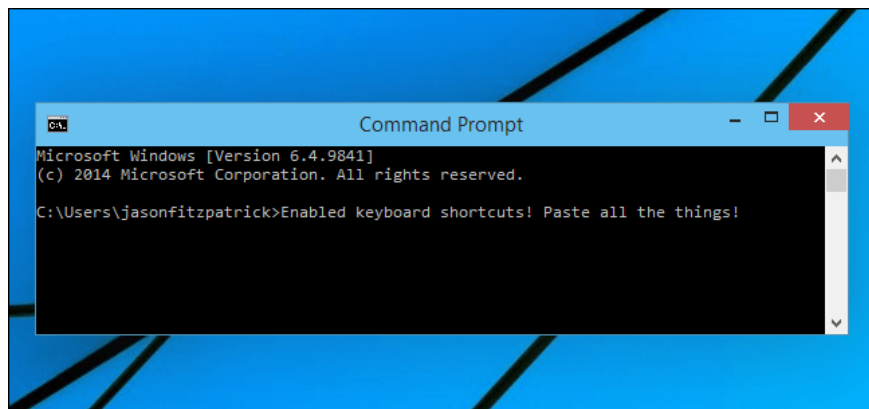


# How to activate Ctrl + C / Ctrl + V to execute paste command in Command Prompt window?

Windows 10 finally supported with Ctrl + C and Ctrl + V keys to paste in the Command Prompt window. However, by default this feature is not enabled and you have to take a few simple steps to activate it.

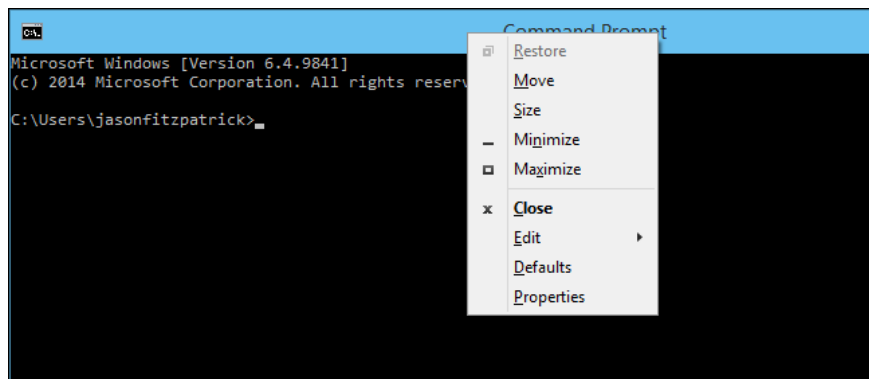
Windows 10 finally supported with Ctrl + C and Ctrl + V keys to paste in the Command Prompt window. However, by default this feature is not enabled and you have to take a few simple steps to activate it.

In the article below, Network Administrator will guide you to activate Ctrl + C and Ctrl + V to paste in the Command Prompt window.

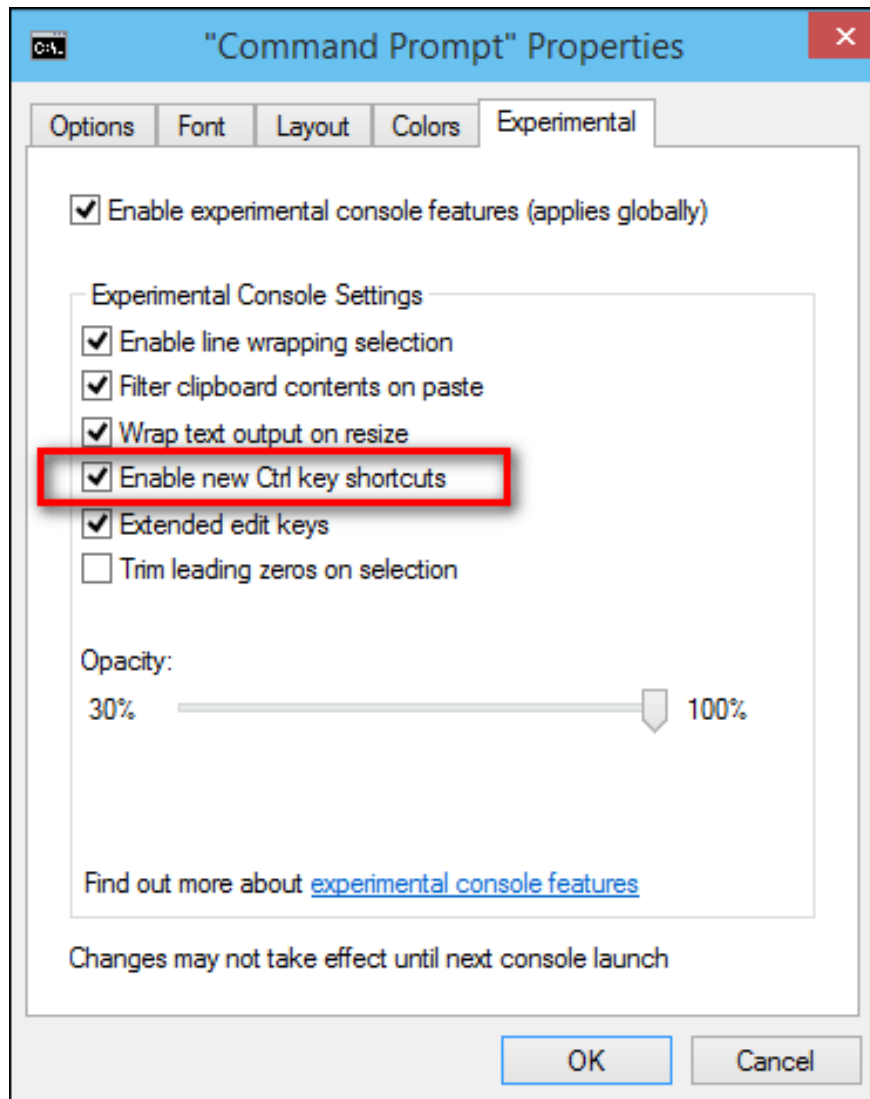


## 1. Activate Ctrl + C or Ctrl + V on Windows 10

To activate Ctrl + C or Ctrl + V on Windows 10 to copy or paste the command on Command Prompt Windows 10, first right-click the Command prompt title bar, **select Properties** .

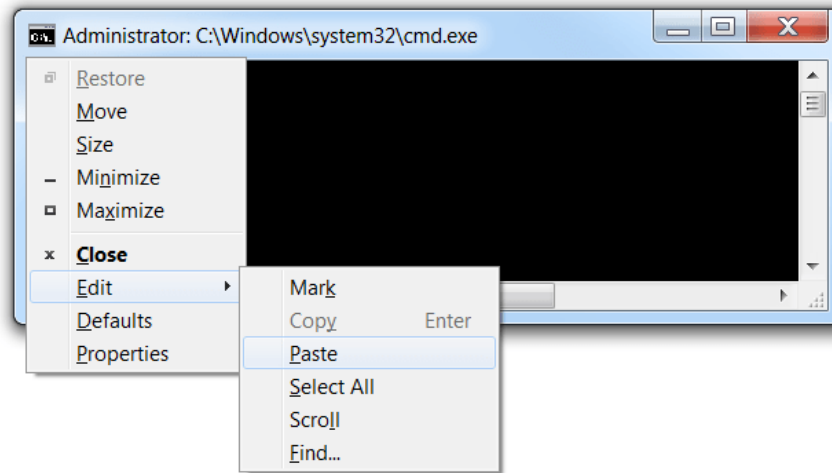


At this time, a new window appears. On this window, check the **Enable experimental console features option** , then select **Enable new Ctrl key shortcuts** .



## 2. On Windows 10, 8, 7 and Windows Vista

First press **Alt + Space** to open the Menu window, then press the **E** key and press the **P** key.



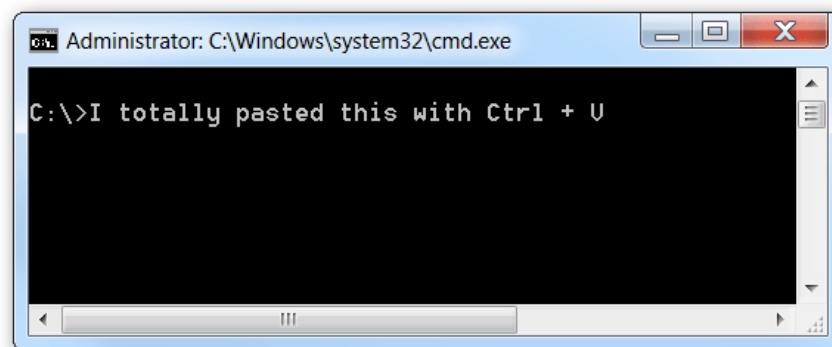
### 3. Create AutoHotkey Ctrl + V

This way, first download AutoHotkey and install it (if your computer doesn't have AutoHotkey installed).

After you've installed AutoHotkey script, you can create a new AutoHotkey or create more on an existing script. Here is the Script you can use in any format error:

```
#IfWinActive Ahk_class ConsoleWindowClass
^ V ::
SendInput {} Raw% to clipboard%
return
#IfWinActive
```

This script simply uses the SendInput function to send data to the Command Prompt window. This method is much faster than other methods.



Download PasteCommandPrompt AutoHotkey Script to your computer and install it here.

**You can refer to some of the following articles:**

1. **Trick to launch Command Prompt easily on Windows 10**
2. **Instructions for using Command Prompt**
3. **5 tips you don't know about Command Prompt**

**Good luck!**

You finished reading the article "**How to activate Ctrl + C / Ctrl + V to execute paste command in Command Prompt window?**" edited by the [TipsMake](#) team. We hope this article has provided you with many useful tech tips and tricks. You can search for similar articles on tips and guides. Thank you for reading and for following us regularly.