

How to Access Your Windows PC from Your iPad Anywhere

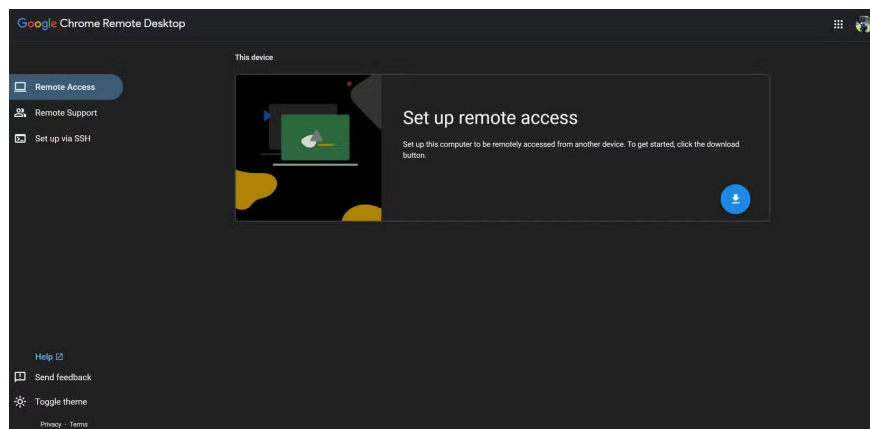
With Microsoft Remote Desktop, you can control your computer via smartphone to edit data and settings on your computer easily.

Using your iPad to access your PC can be incredibly convenient, whether you're traveling or just want to work in another room, and Chrome Remote Desktop makes the process incredibly simple.

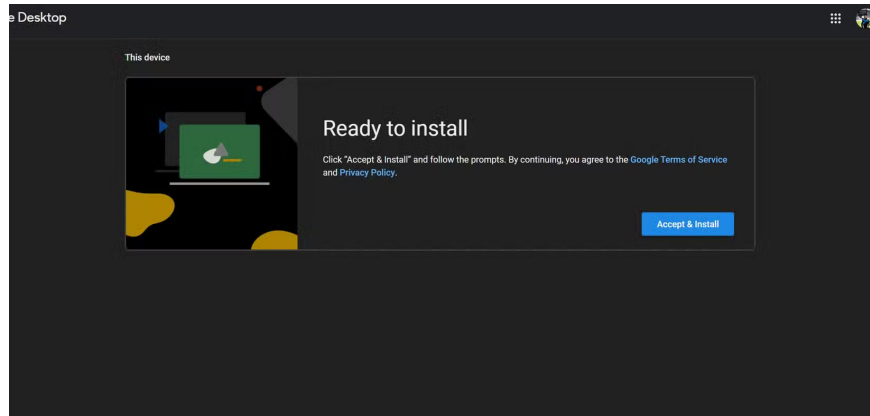
Set up Chrome Remote Desktop on PC

To get started using Chrome Remote Desktop on your PC, you'll first need to download the client. While most Chromium-based browsers will work, we recommend using Google Chrome for the best experience. Make sure you're signed in to your Google account before you get started.

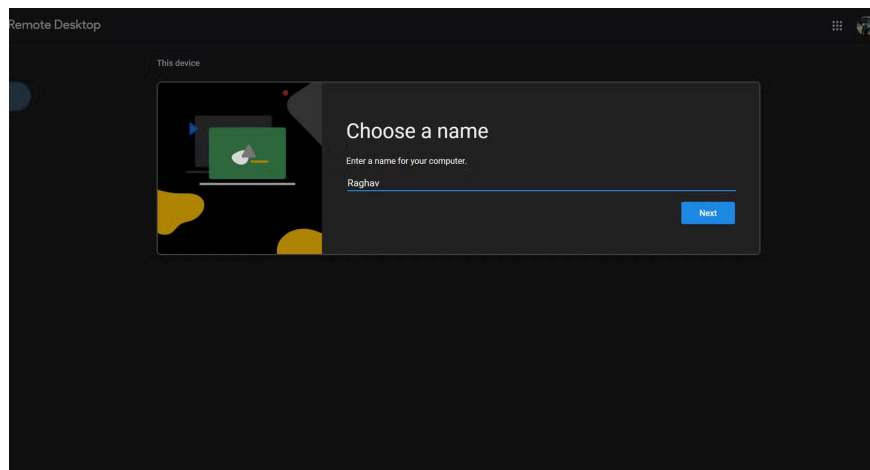
1. Go to the Chrome Remote Desktop website on your PC and click the download button. This will take you to the desktop extension page, where you can simply click **Add to Chrome** to add the extension to your browser.



2. Once complete, return to the Chrome Remote Desktop website and click **Accept & Install** . This will automatically open the setup on your PC and install the client.



3. You will now be prompted to name your PC. You will also need to set a PIN to ensure that only you can access your PC.



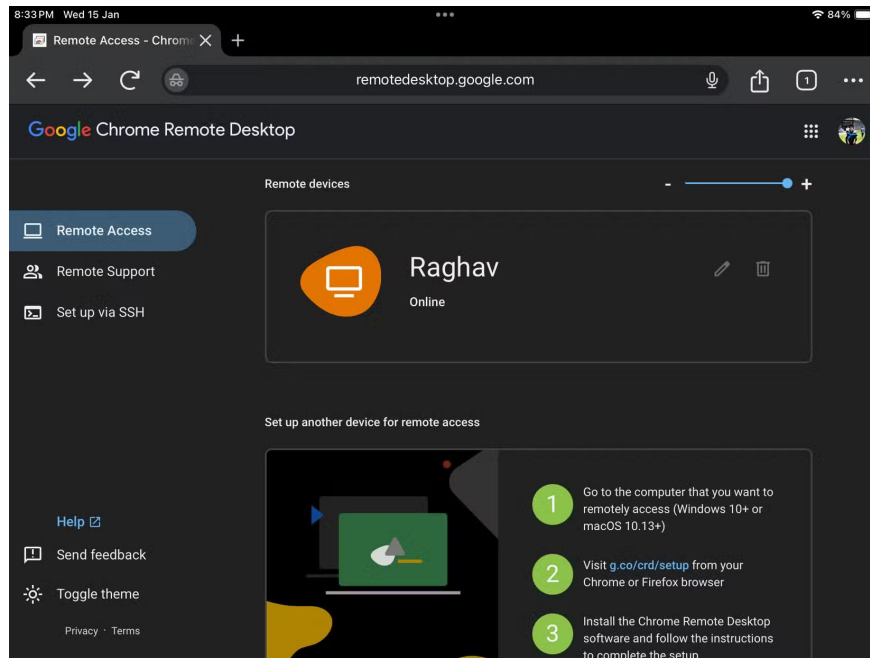
Once complete, you're ready to connect to your PC from your iPad. If you want to remove your PC from Chrome Remote Desktop, click the trash can icon next to it.

You can also click the pencil icon to change the PC name or update the PIN.

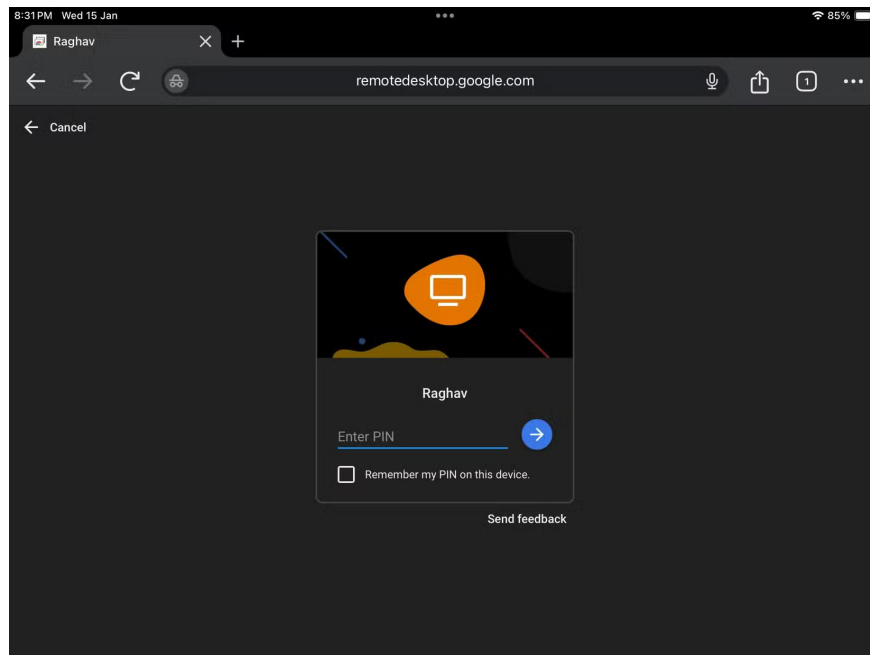
Access PC from iPad

Now that your PC is ready, you can access it from your iPad. While you can control your PC using the touchscreen, connecting a keyboard and mouse to your iPad will definitely make it much more comfortable to use.

1. Go to the Chrome Remote Desktop website on your iPad and make sure you're signed in to the same Google account.



2. Tap the device you want to connect to and enter the PIN. You should now see your PC screen appear on your iPad.



Keep in mind that you need a good internet connection for Chrome Remote Desktop to work reliably. If you're still having trouble, there are a few alternative apps you can use to remotely connect to your Windows PC.

Also, this feature is not limited to iPad only, you can use Chrome Remote Desktop on any PC or smart device with an Internet connection.

See also:

You finished reading the article "**How to Access Your Windows PC from Your iPad Anywhere**" edited by the [TipsMake](#) team. We hope this article has provided you with many useful tech tips and tricks. You can search for

similar articles on tips and guides. Thank you for reading and for following us regularly.
