

How to access Facebook when blocked by software

How to access Facebook when blocked by software - You can use the software to access Facebook when blocked to access Facebook.

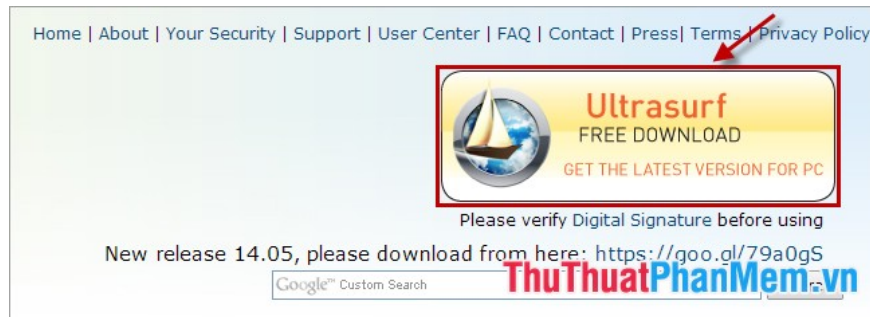
Facebook is blocked so many people can not access, you have used a number of ways to set up your computer to access facebook but it is also not possible. You can use software that supports facebook access when blocked to access facebook. UltraSurf software is a completely free software and requires no installation, the software helps you access Facebook or blocked websites.



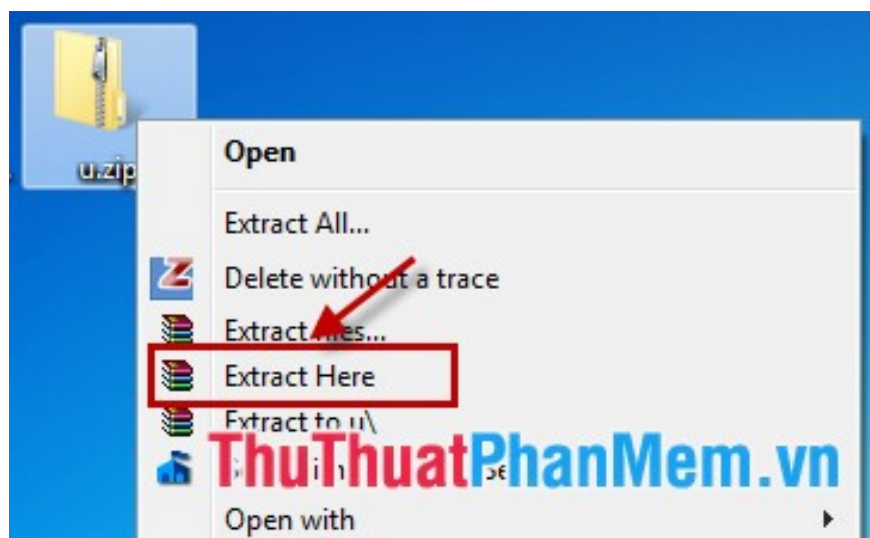
The article shows you how to download and use UltraSurf software to access facebook when blocked.

Install UltraSurf

You access the home page of the software <http://ultrasurf.us/> then select **UltraSurf Free download** to download the zip file to your computer.



After downloading, extract the zip file.

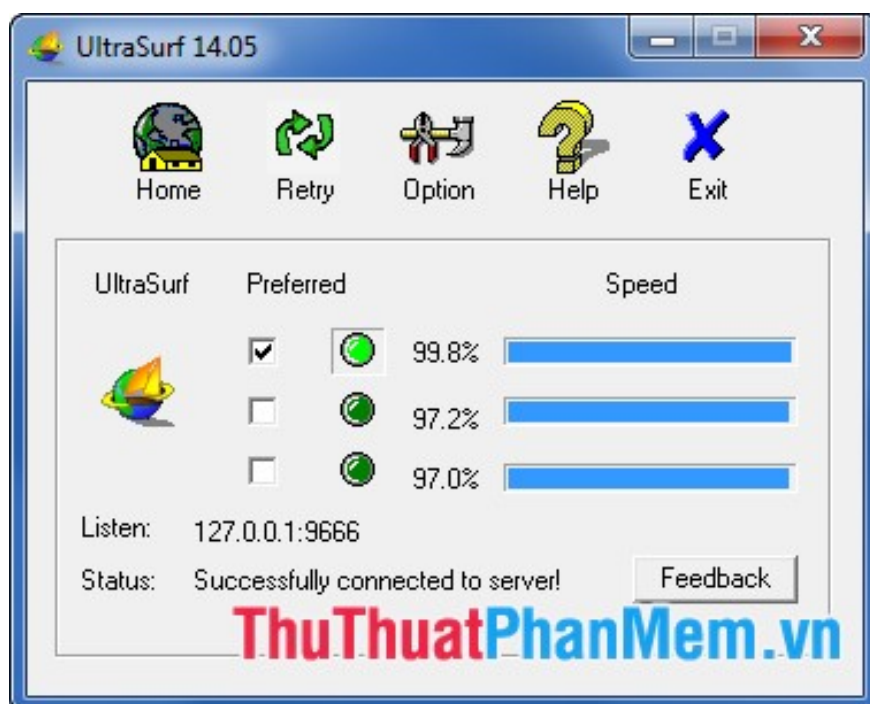


The software does not need to be installed, so simply double-click on the unzipped *u1405.exe* file to run.

Use Ultrasurf

1. Open the program.

You left double click on the exe file to run the program, appears a golden lock icon in the bottom right corner of the desktop. The program interface is as follows:



When Internet Explorer is running, you can start accessing browsers to access blocked Facebook or websites, blogs. During the process of accessing facebook, the website is blocked so you cannot turn off the interface of Ultrasurf software.

Features on the UltraSurf interface

Home: Visit the software's homepage.

Retry: Search other devices to help you access Facebook or blocked websites.

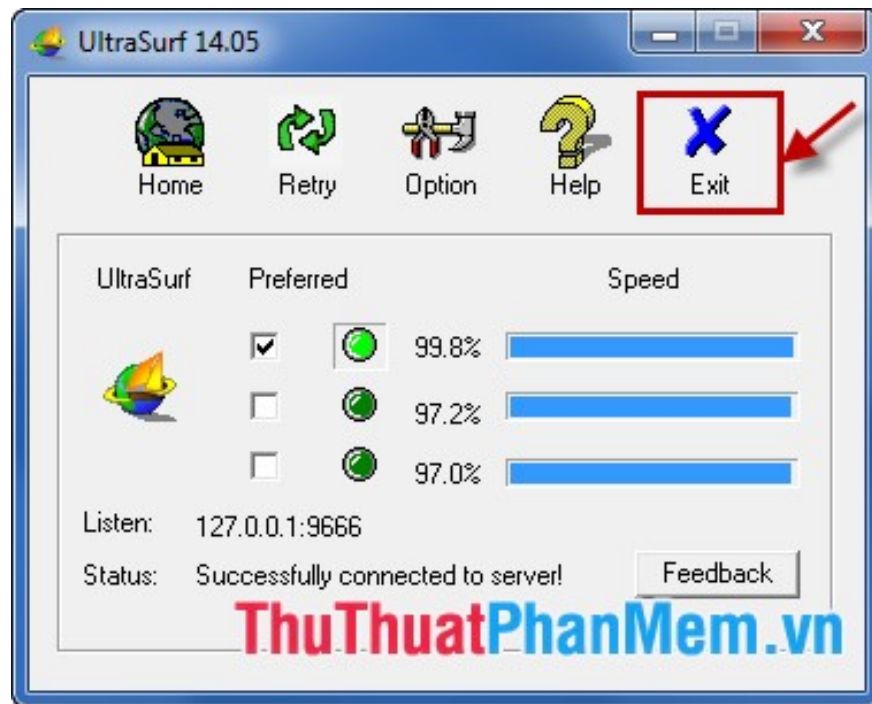
Option: Advanced settings and settings.

Help: Instructions for using UltraSurf software on IE.

Exit: Close Ultrasurf.

2. Turn off the program.

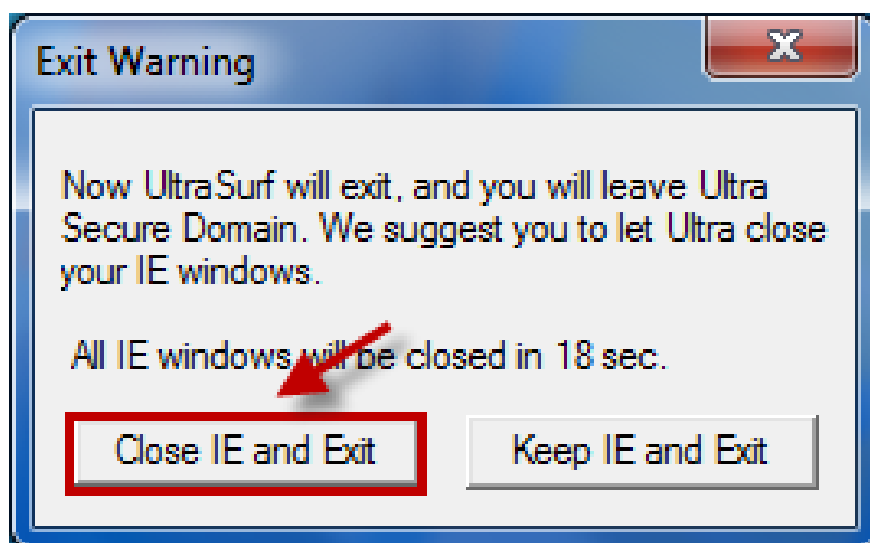
If you do not use facebook or blocked websites, you should turn off the software to access the network faster. To turn off the software on the interface you select **Exit** .



Or you right-click on the yellow lock icon on the Desktop and select **Exit** .



A notice appears and select **Close IE and Exit** .



Above is how to download and use the Ultrasurf software to access facebook or blocked websites. Good luck!

You finished reading the article "**How to access Facebook when blocked by software**" edited by the [TipsMake](#) team. We hope this article has provided you with many useful tech tips and tricks. You can search for similar articles on tips and guides. Thank you for reading and for following us regularly.