

How to access Control Panel on Windows 10/11 quickly and easily

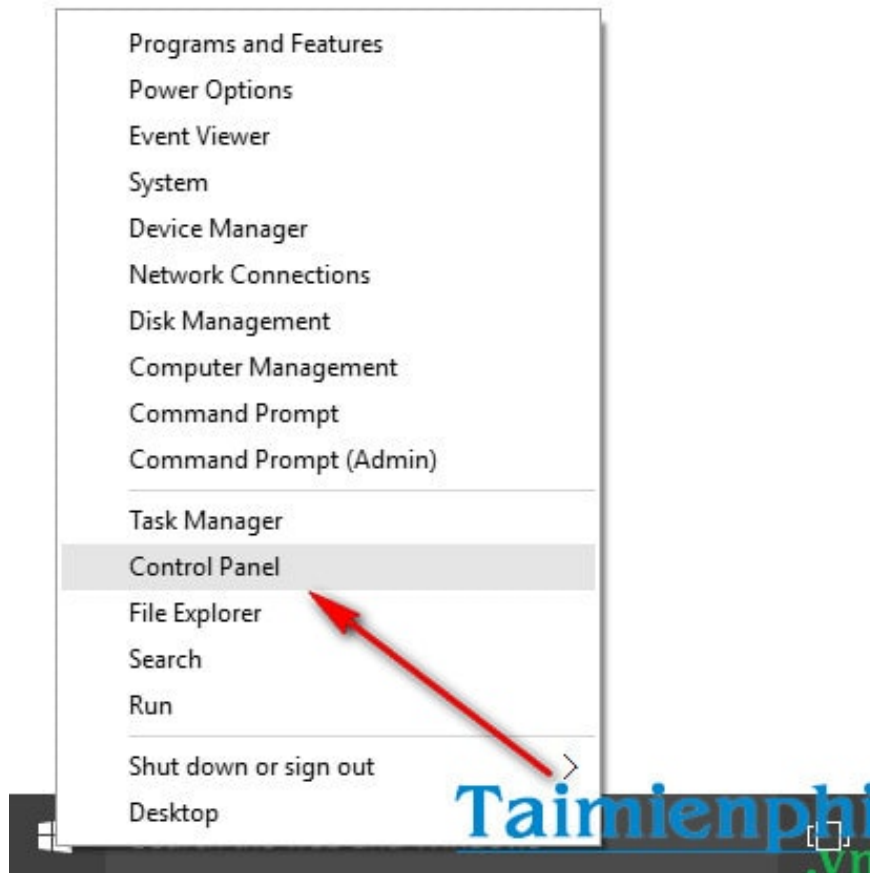
Control Panel is an important but difficult to find control panel in new versions of Windows, you may feel confused when you do not know how to open it. Here, Free Download will guide you to open Control Panel and easily manage your computer system.

Control Panel is the Windows settings center, allowing customization of features such as screen, battery, security, etc. However, since Windows 10 and 11, many important features have been moved to Settings for easier user manipulation.

Summary of ways to open Control Panel on computer

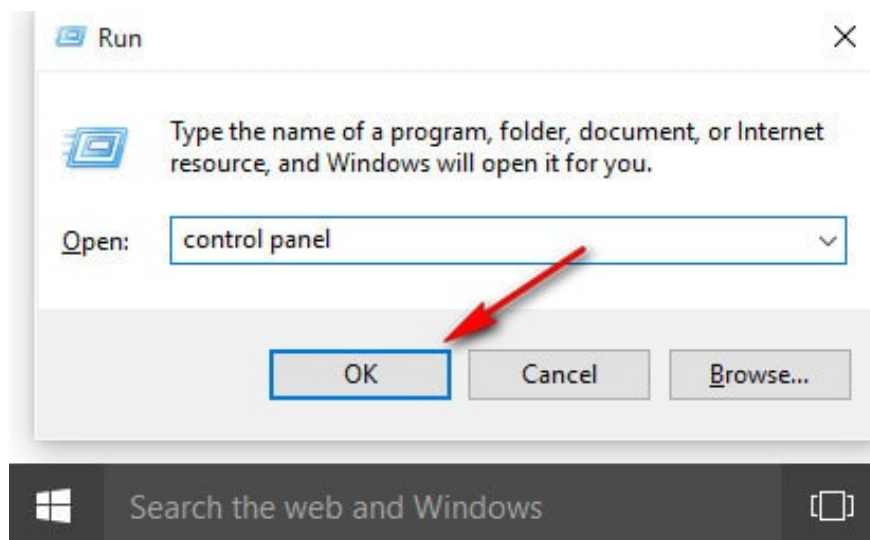
Method 1: Using WinX (easiest way)

- **Press the Windows + X** key combination .
- The system will display a sub-menu, select **Control Panel** .



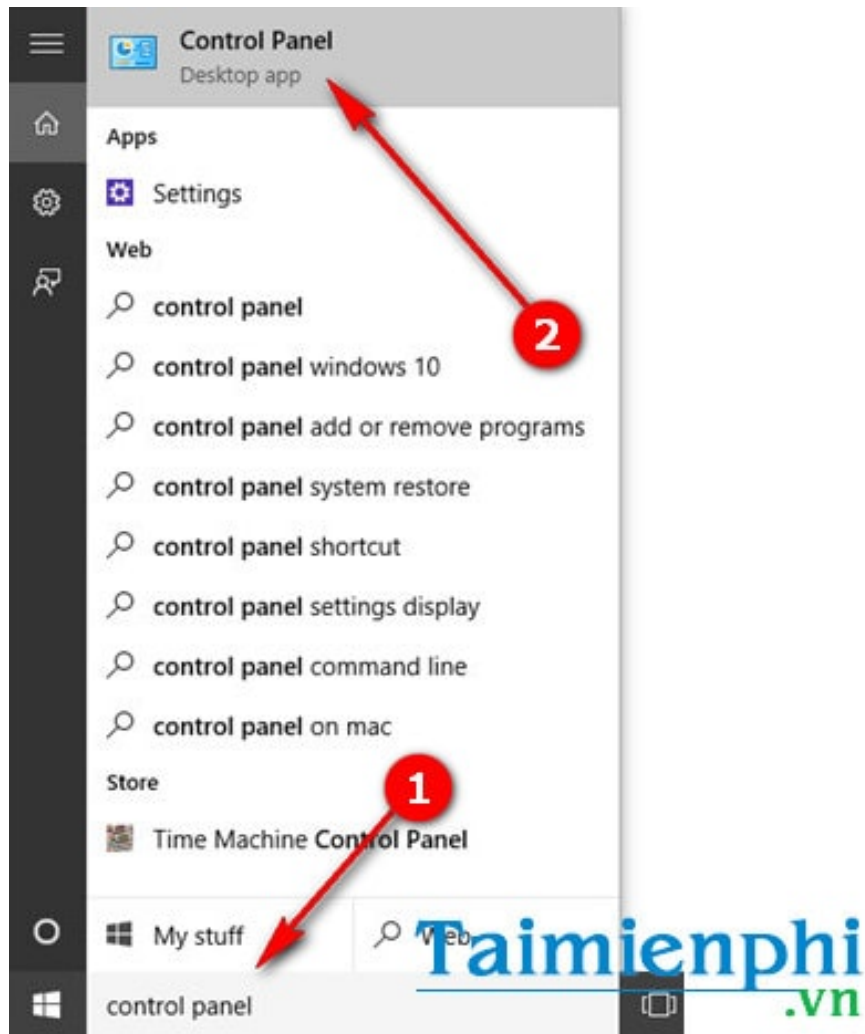
Method 2: Using Run

- Press the **Windows + R** key combination on the computer keyboard - In the **Run** dialog box , enter **Control or Control Panel** in the blank box => **OK** .



Method 3. Using the Start Menu

- Click the **Start** button (Windows icon) at the bottom of the screen
- Type **Control Panel** in the search bar and select it from the list of results.



Method 4. Using File Explorer

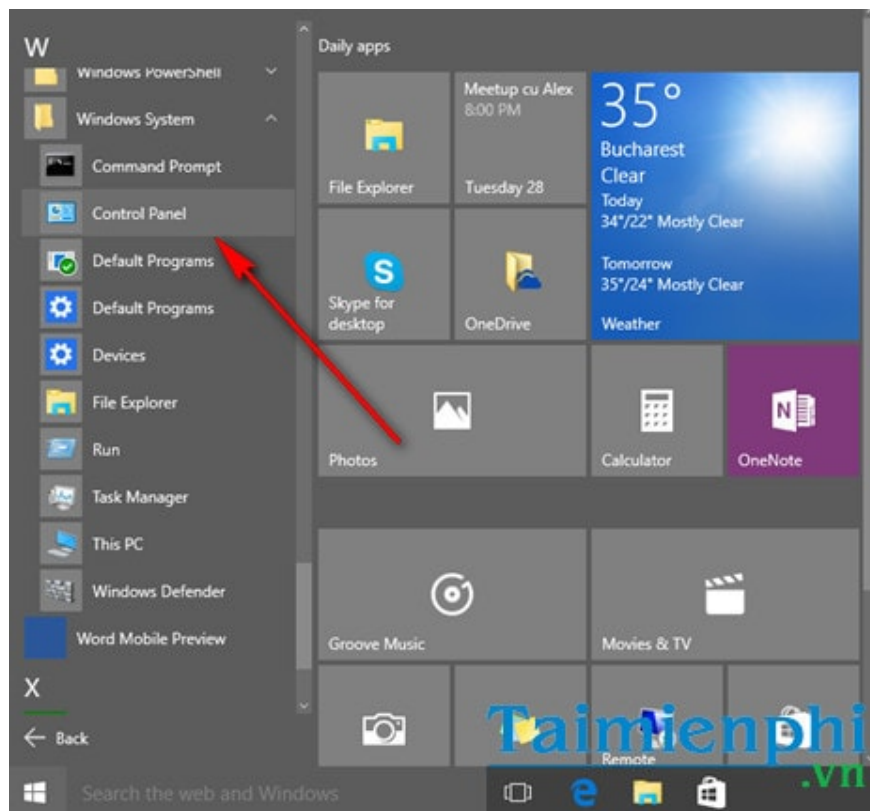
- Open **File Explorer** or go to **This PC (My Computer)**
- Type **Control Panel** in the address bar => press **Enter**

Method 5: Using Cortana

- Type **Control** into the **Cortana** search engine , next to the **Start Menu** icon .
- **Open the control panel** from the list of results.

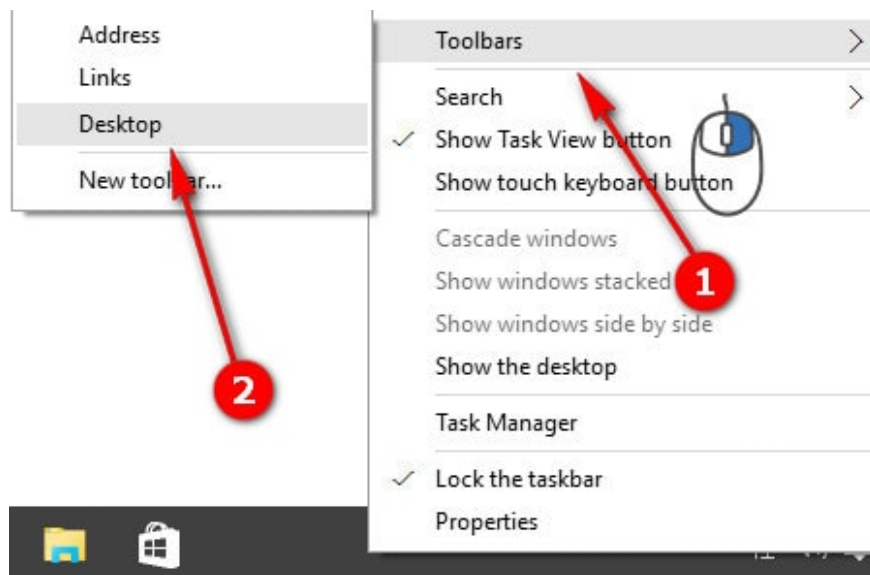
Method 6: Use the Control Panel shortcut from the Start Menu

- Press the **Windows** key or click the **Start Menu** button to open the Metro application settings and interface display panel.
- Then, click the **All Apps tab and scroll down to the Windows System** folder => select **Control Panel**.

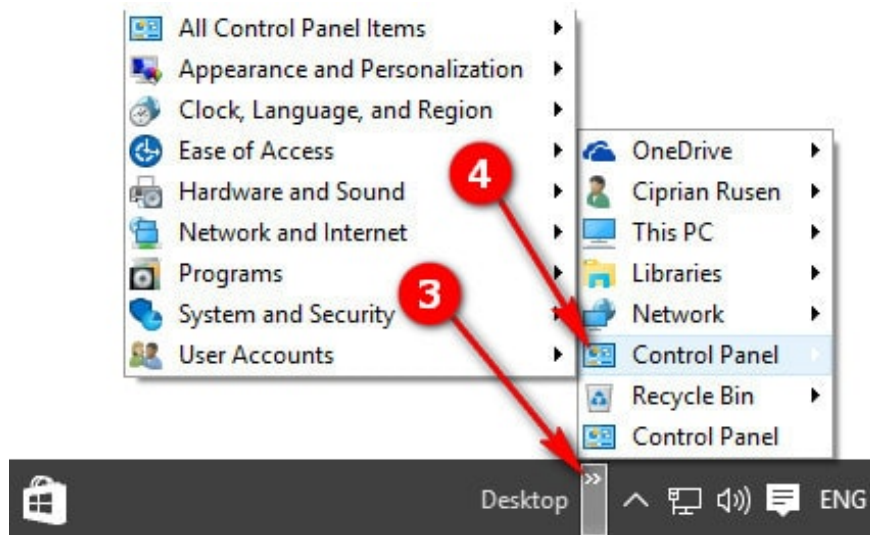


Method 7: Using the Toolbar on the Taskbar (more complicated)

- **Right-** click on the **Taskbar** , then select **Toolbars** => **Desktop** .



- In the **Toolbars** bar , you open the Control Panel.



There are currently many ways to open Control Panel on both Windows 10 and Windows 11, from simple methods such as using the Start Menu, Run shortcut, to more complex ways. Depending on your needs and your level of familiarity with the operating system, you can choose the method that is most convenient and quick.

Now that you know the tricks to quickly access Control Panel, you can continue to explore how to manage applications and monitor system performance using Task Manager. Check out the article **on how to effectively use Task Manager** on Windows to optimize your computer.

You finished reading the article "**How to access Control Panel on Windows 10/11 quickly and easily**" edited by the [TipsMake](#) team. We hope this article has provided you with many useful tech tips and tricks. You can search for similar articles on tips and guides. Thank you for reading and for following us regularly.