

How much time does the world spend watching live streams in 2019?

Live streaming is one of the fastest growing services on the internet, contributing to the creation of a new type of career (streamer) and becoming the preferred form of entertainment for hundreds of million people.





Live streaming is one of the fastest growing services on the internet, contributing to the creation of a new type of career (streamer) and becoming the preferred form of entertainment for hundreds of million people. So how much time does mankind interact with this type of entertainment in 2019?

In a study titled 'State of Streaming' by analytics firm StreamElements and Arsenal, the world spent the equivalent of 1.5 million years watching live streams on major streaming platforms in in 2019, this is equivalent to nearly 13 billion hours.

Thus, the amount of time we spend on live streams has increased sharply compared to 10.3 billion hours in 2018, clearly showing the trend and the incredible growth rate of this new type of entertainment. More and more fields are live streamed, such as music, makeup, making, chatting, food, reviews and especially games.

In 2019, Twitch continues to be the dominant platform in the field of live streaming with more than 9.34 billion hours of streaming (accounting for 73%), far ahead of the No. 2 competitor, YouTube Gaming with only 2, 68 billion hours of broadcast (21%). Microsoft Mixer and Facebook Gaming are two young platforms, but they have also achieved impressive growth with 353 and 356 million hours of streaming, achieving 149% and 210% growth and 6% of market share. platform.

Streaming platform hours watched: 2018 vs 2019

Platform	2018	2019	YoY Growth
 twitch	7,777,879,411	9,340,229,175	20%
 YouTube GAMING	2,310,000,000	2,681,436,455	16%
 facebook gaming	114,754,621	356,242,965	210%
 mixer	142,223,690	353,777,685	149%



As noted, the game is still the main segment of the world's live stream watching in 2019. Going deeper into the Twitch platform, League of Legends has usurped Fortnite, becoming the game. Most viewed on Twitch in the past year with more than 990 million watch hours compared to 884 million watch hours of the opponent. The disappearance of the popular survival game PUBG in the top 5 is something that surprised many people, while Grand Theft Auto V rose to the convincing 4th place with 523 million hours of viewing.

Top 10 Games on Twitch: 2018 vs 2019

	Game	2018 Hours Watched		Game	2019 Hours Watched	Change in %
1	Fortnite	1,221,207,484	1	League of Legends	990,286,084	+7%
2	League of Legends	929,576,203	2	Fortnite	884,923,121	-28%
3	Just Chatting	458,109,908	3	Just Chatting	651,482,796	+42%
4	Dota 2	452,199,454	4	Grand Theft Auto V	523,263,689	+277%
5	PlayerUnknown's Battlegrounds	416,775,717	5	Dota 2	458,993,535	+1%
6	Counter-Strike: Global Offensive	380,471,727	6	Counter-Strike: Global Offensive	397,730,313	+5%
7	Hearthstone	350,726,191	7	World of Warcraft	372,471,119	+55%
8	Overwatch	263,750,318	8	Apex Legends	294,463,401	New release
9	World of Warcraft	240,780,526	9	Overwatch	247,522,205	-6%
10	Grand Theft Auto V	138,693,759	10	Hearthstone	217,592,241	-38%
Total Top ten		4,852,291,285	Total Top ten		5,038,728,503	



The above statistics somewhat outline the overall picture of the entertainment trend of the tech world in 2019 as well as the prospects for the development of the live stream field in 2020.

You finished reading the article "**How much time does the world spend watching live streams in 2019?**" edited by the [TipsMake](#) team. We hope this article has provided you with many useful tech tips and tricks. You can search for similar articles on tips and guides. Thank you for reading and for following us regularly.