

# How do I know if someone has deactivated or deleted their Instagram account?

When a person leaves a social network, it affects their close friends - sharing messages, calls and content is no longer the same. This can happen when an account you love leaves Instagram.

If you feel like someone has been inactive for quite some time, it's possible they've stopped using Instagram altogether. Below are different ways to determine if someone has disabled or deleted their Instagram account.

## 1. Search for users

The first thing you should do if you notice that Instagram accounts are no longer showing up in your feed is to search for them on Instagram. Deactivated accounts will not appear in search results.

You should search for the user's name and username to confirm deactivation or deletion of their account. To do this, open your Instagram app, tap the search bar, and enter their name or username.

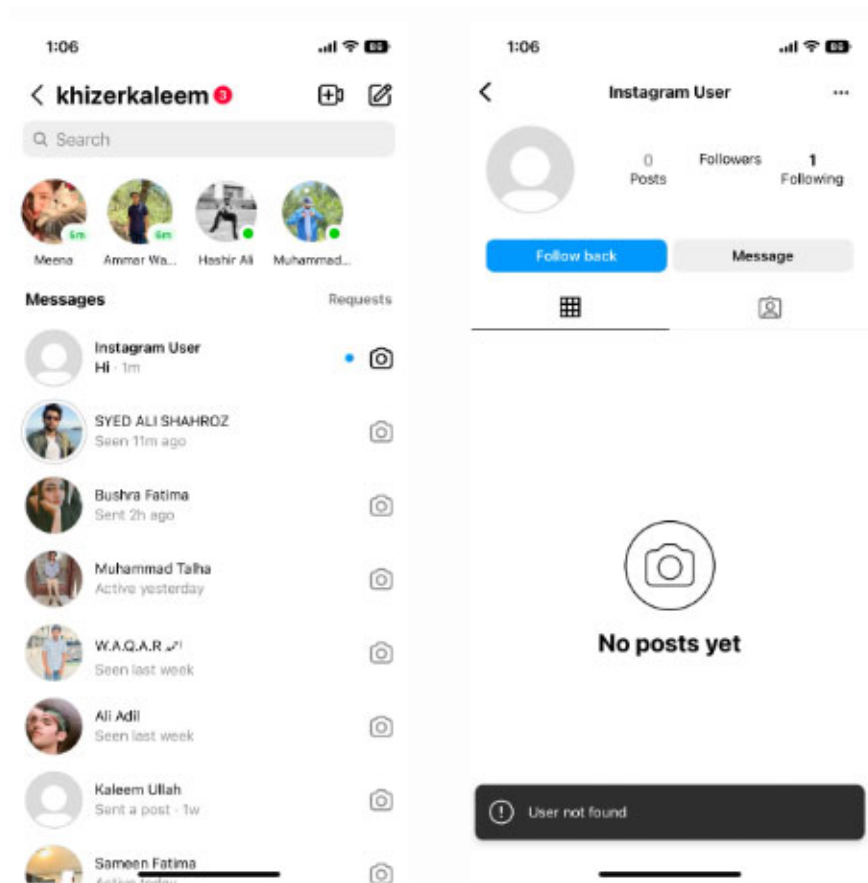
Finding a specific user on Instagram doesn't always mean they've deactivated their account. However, you may also not be able to find that user because they changed their Instagram username or blocked you. Move on to the next method for more accurate results.

## 2. Look through your messages


Starting out as a simple messaging feature, Instagram DM offers many useful features. They can also help you determine whether a particular user has deactivated or deleted their account. This will only work if you have messaged them directly before.

You can check for deactivated or deleted accounts in your Instagram messages by following these steps:

1. Tap **Messages** at the top right of your Instagram homepage.
2. Use the search bar in DM to find that specific person's name/username. Instagram will show relevant results.
3. Go to the relevant profile that you feel matches the results. A deactivated account will not have any profile picture and will display the username "Instagram User". Messages sent to those accounts will not be delivered.



### 3. Confirm activity visibility on your profile



When a person deactivates their account, it deletes all of their activity from Instagram. Their likes, comments, and posts will disappear.

If someone close to you has deactivated their Instagram account, you can check their likes and comments on your content. You may have also tagged them in your photos.

To check if your friend deleted your account, scroll over to your own profile to see if their interactions are still visible. If you don't see them, then you already know the answer.

## 4. Check from another Instagram account

When someone deactivates their Instagram account, it will no longer be accessible to anyone on the app. No one can see or search for it. On the other hand, if a user has blocked you, others can still search for them.

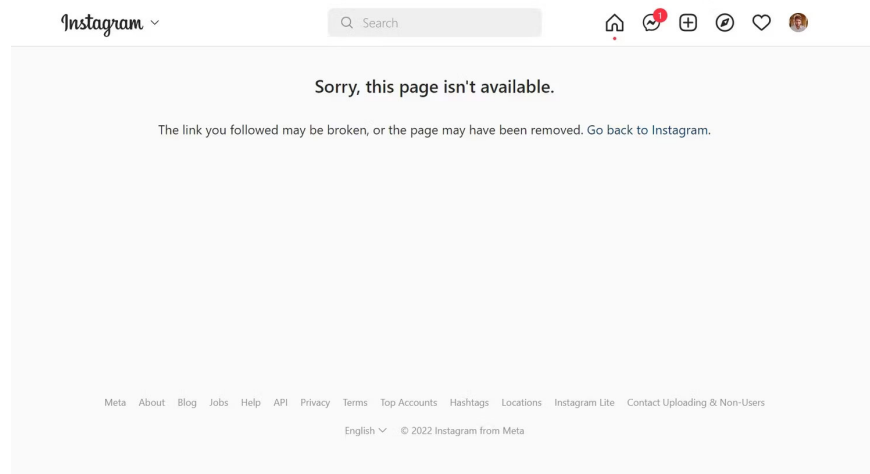
Ask a close friend to look for an account that you feel has been disabled. If they can't find it, you can conclude that the account has been disabled or deleted. However, if the account is visible to others, it could mean you've been blocked on Instagram.

## 5. Search from web browser

Instagram is also accessible on web browsers. You can also find disabled or deleted accounts using your web browser.

Enter "*instagram.com/username*" in your address bar. Replace '*username*' with the person's actual username. The message "Sorry, this page isn't available" will appear if you don't have access to your account. That means the person has deactivated your account or blocked you.

When doing this, make sure to include underscores or periods as they also show up in the URL.



When searching from your browser, enter the exact username in the address.

## 6. Ask the person directly



It's obvious that you're interested in the person who deactivated their Instagram. If not, why are you looking for them? If you feel there is no way to give you the answer you want, just ask the person directly.

Who knows, maybe they deleted their account for personal reasons or need your help with something. For example, many people delete their social media accounts due to cyberbullying or hacking.

You should politely ask the person if they have deactivated Instagram or blocked you. Regardless of the action, listen to their reasons and see if there's anything you can do to help them.

You finished reading the article "**How do I know if someone has deactivated or deleted their Instagram account?**" edited by the [TipsMake](#) team. We hope this article has provided you with many useful tech tips and tricks. You can search for similar articles on tips and guides. Thank you for reading and for following us regularly.