

How do I close the screen without shutting down the computer?

The trick to setting up Windows to keep the screen closed without shutting down is extremely simple; any user can quickly do it themselves in just a few steps, in less than a minute, without needing any complicated tools or third-party software.

By default, when the user closes the laptop lid, the computer will automatically shut down or enter hibernation mode. This is a convenient way to quickly pause or shut down the computer, saving battery power. However, what if you want to download data, process time-consuming tasks, or simply listen to music while the laptop lid is closed?

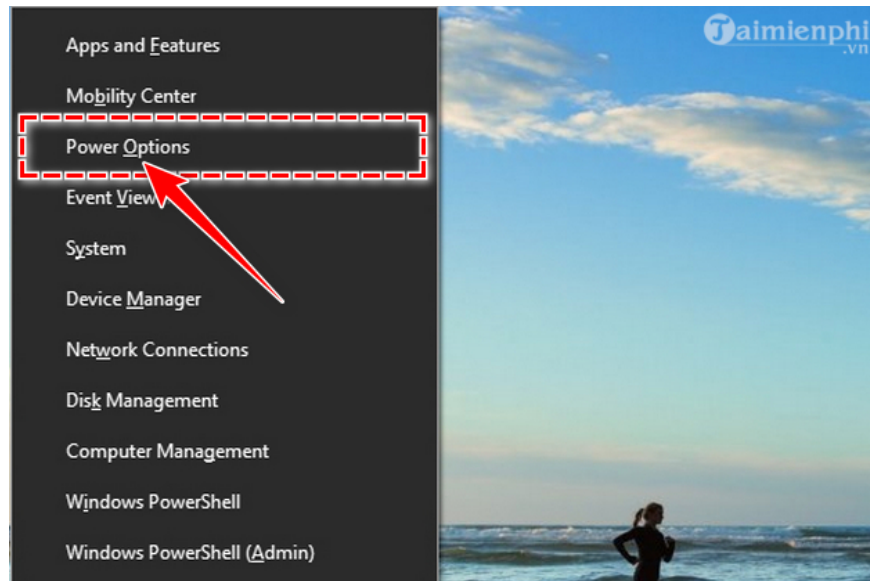


A trick to fold down your laptop screen without shutting down the computer.

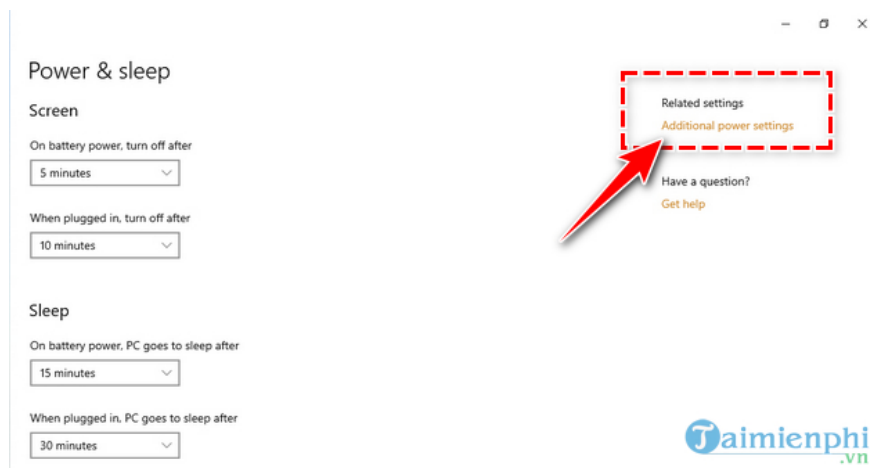
Please refer to the following article by Taimienphi to learn how to close your laptop screen without shutting down the computer, allowing you to continue working or listening to music.

Users can configure their laptop screen to fold without shutting down the machine directly in the device's settings, without needing any third-party software.

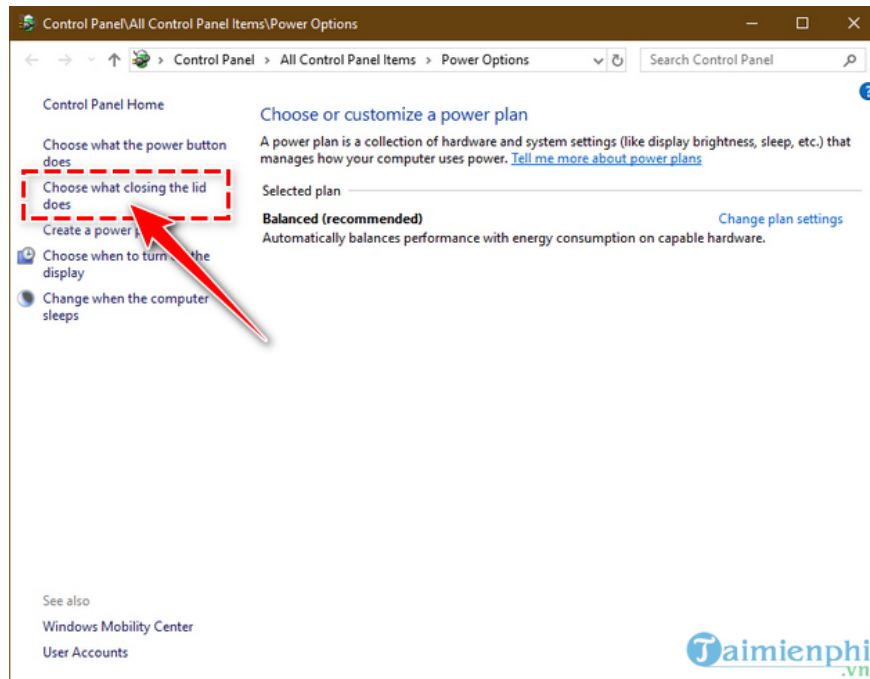
Step 1: Press the **Windows + X** key combination on your keyboard and select **Power Options** .



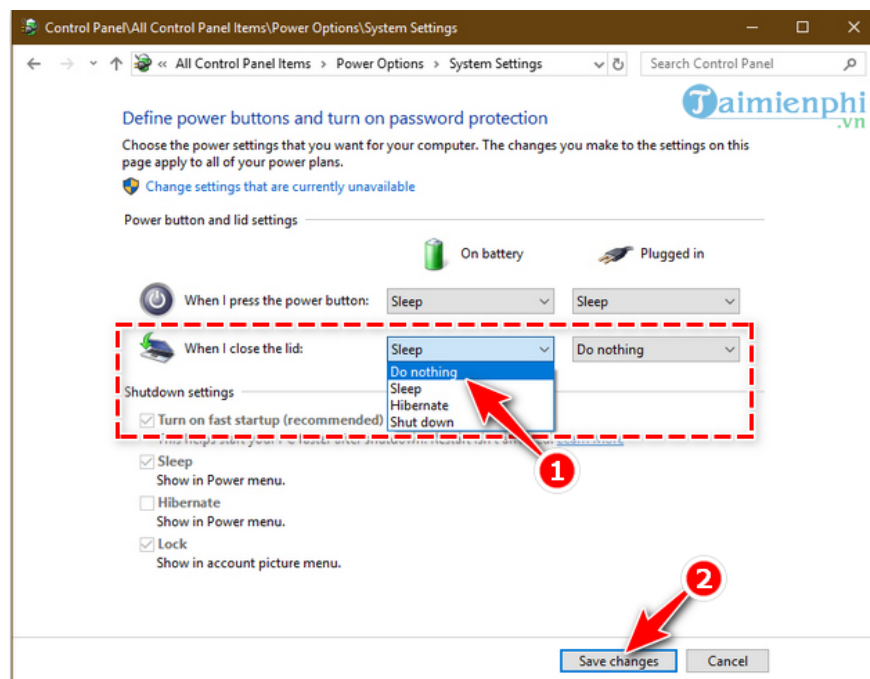
Step 2: In the **Power & Sleep** window, select **Additional power settings** .



Step 3: In the **Power Options** window that appears, select **Choose what closing the lid does** from the left-hand menu.



Step 4: Next, under " **When I Close the lid** ," click on the dialog box and set it to " **Do nothing** ." Click "**Save changes** ."



Finally, **restart your computer** so that the system remembers and applies the new settings to the device.

The trick to keeping your laptop running while you close the lid is quite simple. With just 4 steps as Taimienphi has just guided you, you can easily and quickly set it up yourself. From now on, you can confidently close the lid to save battery while still listening to music or running background programs and tasks. If you want to adjust the screen timeout, you can refer to how to adjust the screen timeout here.

You finished reading the article "**How do I close the screen without shutting down the computer?**" edited by the [TipsMake](#) team. We hope this article has provided you with many useful tech tips and tricks. You can search for similar articles on tips and guides. Thank you for reading and for following us regularly.
