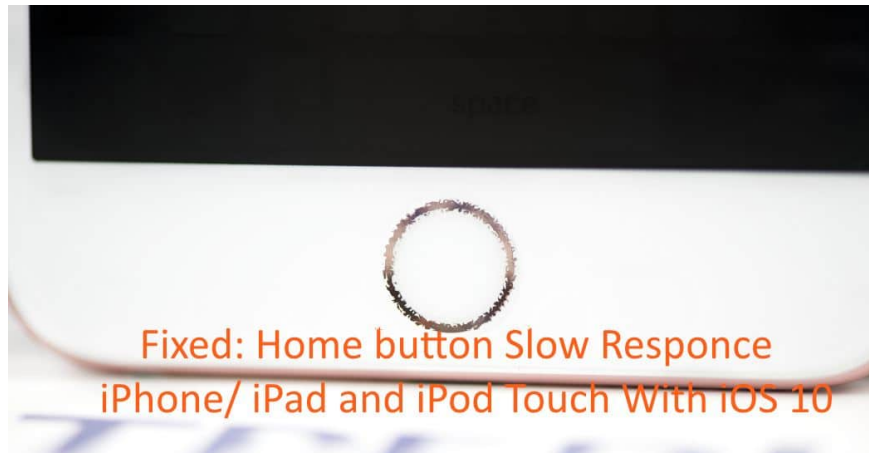


# Home button on iOS 10 device slowly responds, this is how to fix errors

The Home button on Apple's iOS device is designed for many different uses, to close an application, to return to the main screen, etc. However after a period of use, sometimes you will see this button also respond responsibly as before. So how to fix this error, please refer to the following article of Network Administrator.

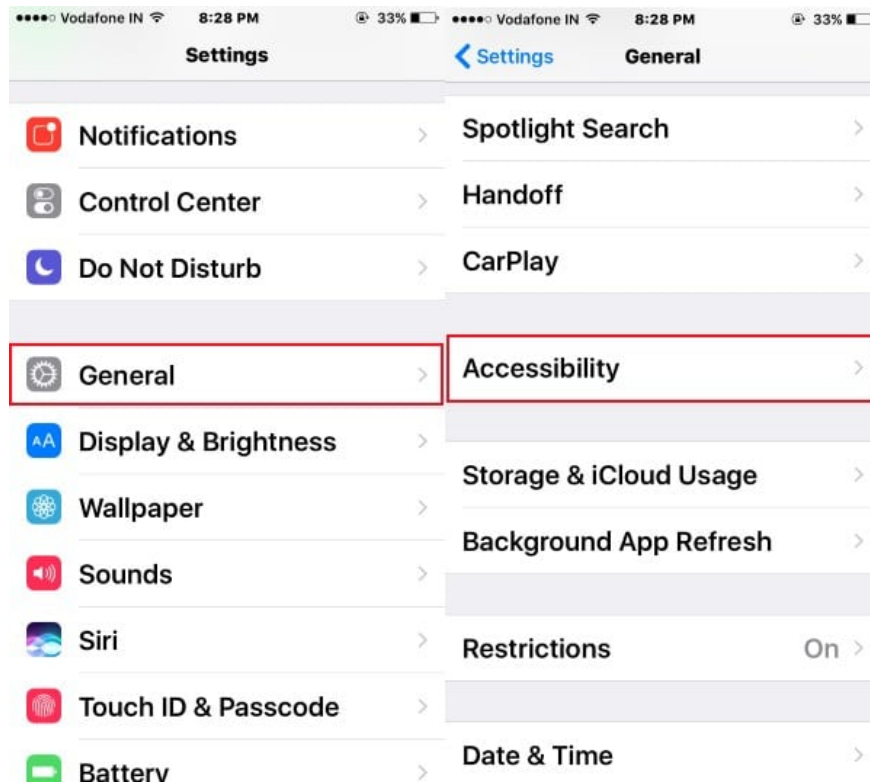
The Home button on Apple's iOS device is designed for many different uses, to close an application, to return to the main screen, etc. However after a period of use, sometimes you will see this button also respond responsibly as before. So how to fix this error, please refer to the following article of Network Administrator.



## 1. Fix the slow home button response

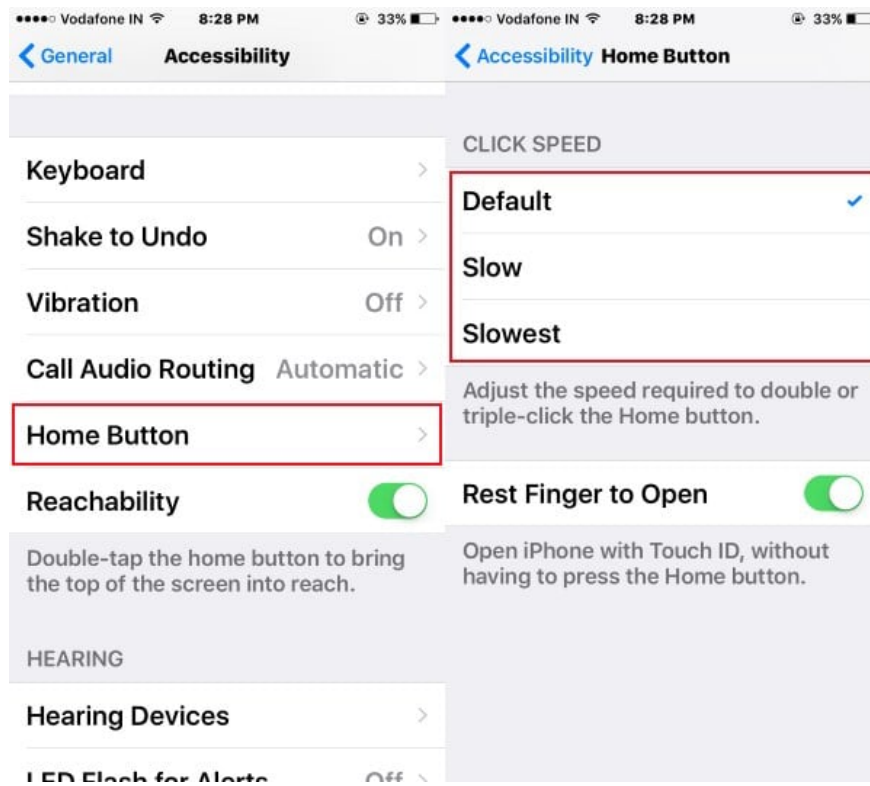
To fix the Home button error on iOS 10 devices slowly responding, follow the steps below:

1. On your iOS 10 device (iphone / ipad), find and click the **Settings** app .
2. Next under Settings, click **General (General settings)**.
3. Find and click the **Accessibility**.



4. Scroll to the bottom of the screen, find and click **Home Button**.

5. At this time, the Click Speed ??window appears. Here are 3 options: Default, Slow and Slowest.



Default is Apple's default option. You should use this option to maximize the response of the Home button.

## 2. Check the iOS update version

Apple has released patches and improved performance on iOS 10 public beta. Most users reflect that the Home button speed on this version has been significantly improved.

To update to the latest iOS version, go to **Settings => General => Software Update** .

## 3. Restart your iPhone or iPad

Sometimes in some cases the cause of a slow Home response may be an internal error or an application failure. So to fix the error you can boot or force restart your iOS 10 device. To do this, press and hold the Power on / off button until the screen appears Slide to power off or press and hold the Power on / off button + Home button until the Force Restart option appears.

### Refer to some of the following articles:

1. The difference between jailbreak, root and unlock
1. Summary of common errors on iPhone 6, 6 Plus and how to fix errors
1. Conflict of IP address error when connecting to Wifi on iPhone, iPad, this is a fix

### Good luck!

You finished reading the article "**Home button on iOS 10 device slowly responds, this is how to fix errors**" edited by the [TipsMake](#) team. We hope this article has provided you with many useful tech tips and tricks. You can search for similar articles on tips and guides. Thank you for reading and for following us regularly.