

Hiding IP on your phone is super simple with Hide My IP for Android

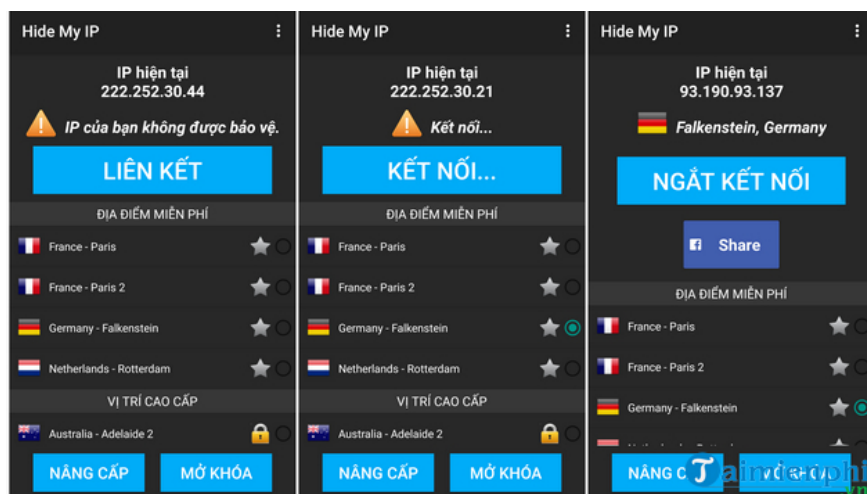
Having data stolen and privacy invaded when accessing the Internet is not a strange thing nowadays, so surfing anonymously, hiding your IP to prevent hackers from getting your IP address is the optimal thing to do. At this time, the Hide My IP application is available to help you protect your privacy and secure information online by hiding your IP, changing your IP address to another address, let's find out with TipsMake. Understand and explore the Hide My IP application in the article below.

Use the Hide My IP application to hide your IP address every time you surf the web or access the Internet, thereby making your Android phone safer to avoid being attacked by hackers and stealing data. data, personal information. Hide My IP is an application developed by **My Privacy Tools, Inc** , a company headquartered in San Diego, USA. This is one of the IP hiding applications that many users trust and use today because of the convenience and usefulness it brings.

1. Introduction to Hide My IP application

As mentioned above, Hide My IP is an application that helps you protect your privacy every time you access the Internet by changing and hiding the IP address on your phone. Hide My IP's outstanding features include:

- + Protect your IP at different WiFi hotspots. Stay anonymous and prevent others from tracking your IP address by hiding the IP you are accessing the Internet
- + Helps you access websites that are blocked in your country
- + Choose IP from more than 120 locations different
- + Free to use, no ads, no time limits, bandwidth limits or speed limits
- + Friendly interface, quickly hide IP with just a few simple clicks
- + Hide My IP is integrated with OpenVPN technology capable of securely encrypting Internet traffic
- + Hide My IP uses UDP or TCP protocols
- + Does not require the phone device to be ROOT, Hide My IP is compatible with most current smartphone models



2. Instructions for downloading and installing the Hide My IP application

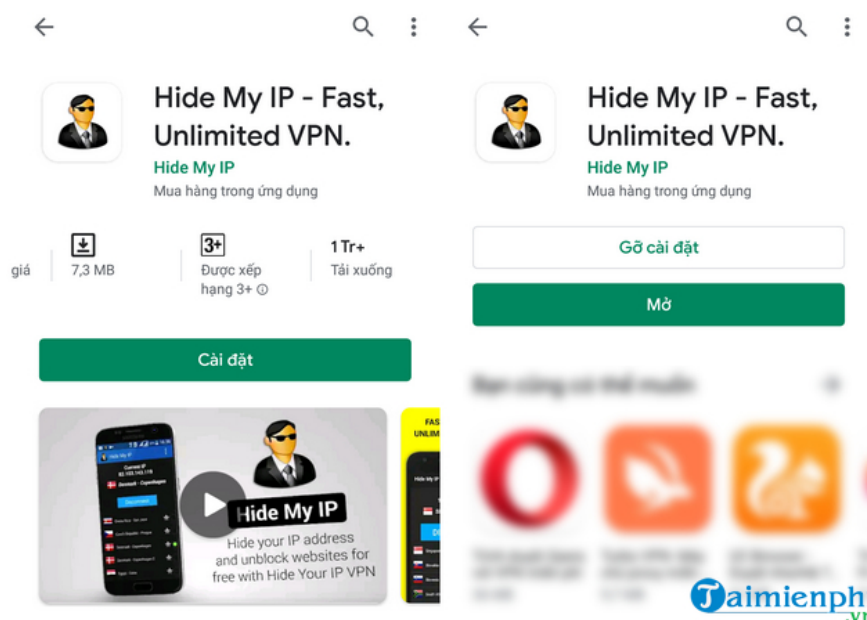
Request:

- Android operating system: Version 4.1 or higher.
- Free memory capacity on phone: 14 MB

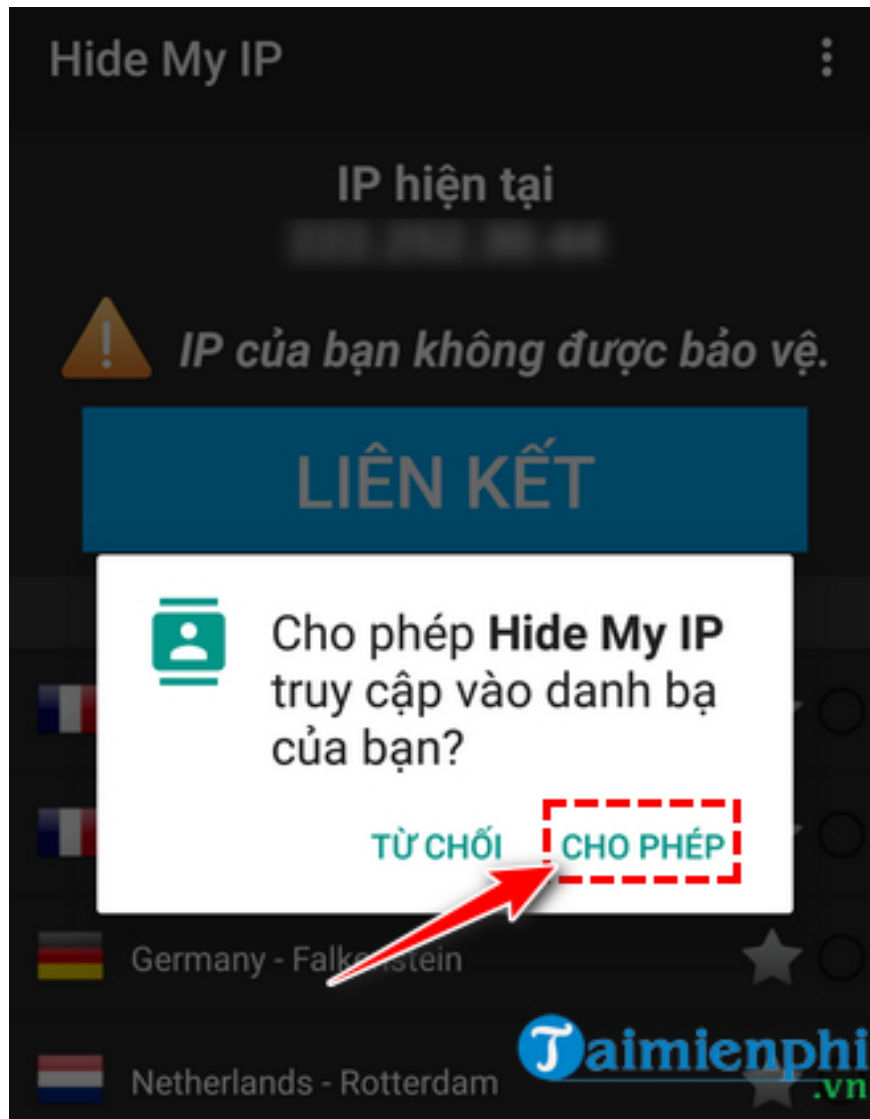
Installation Instructions:

In the web browser you are using, please access the following address to download the Hide My IP application for Android phones **HERE** or **HERE** .

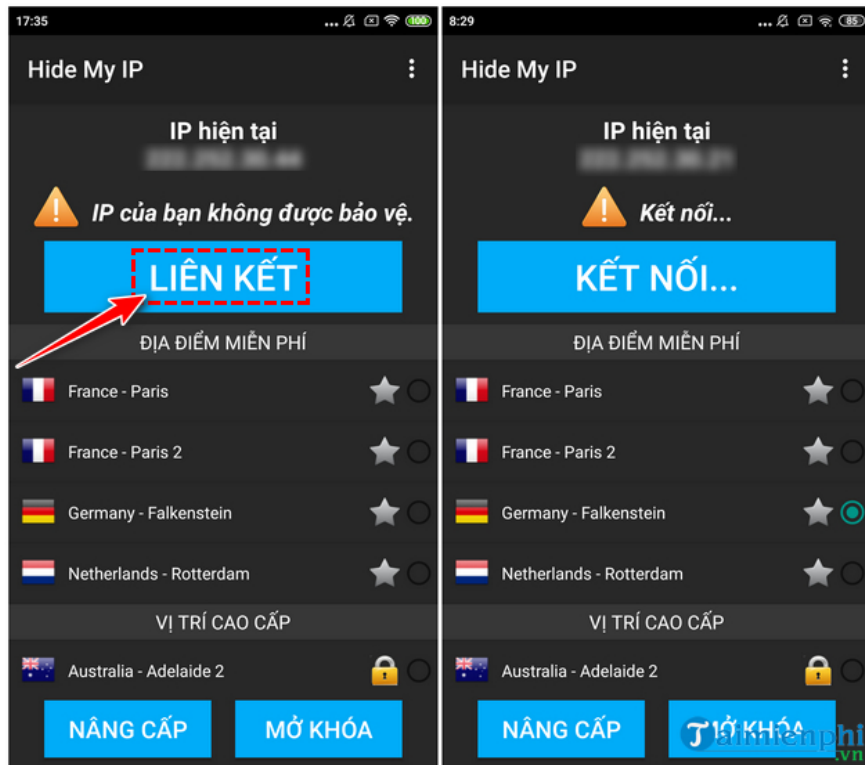
In the main interface of the website, click on **the arrow icon** . The website will then transfer you to the CH Play store with the Hide My IP application. Click **Install** to download and click **Open** after the download and installation process is successful.



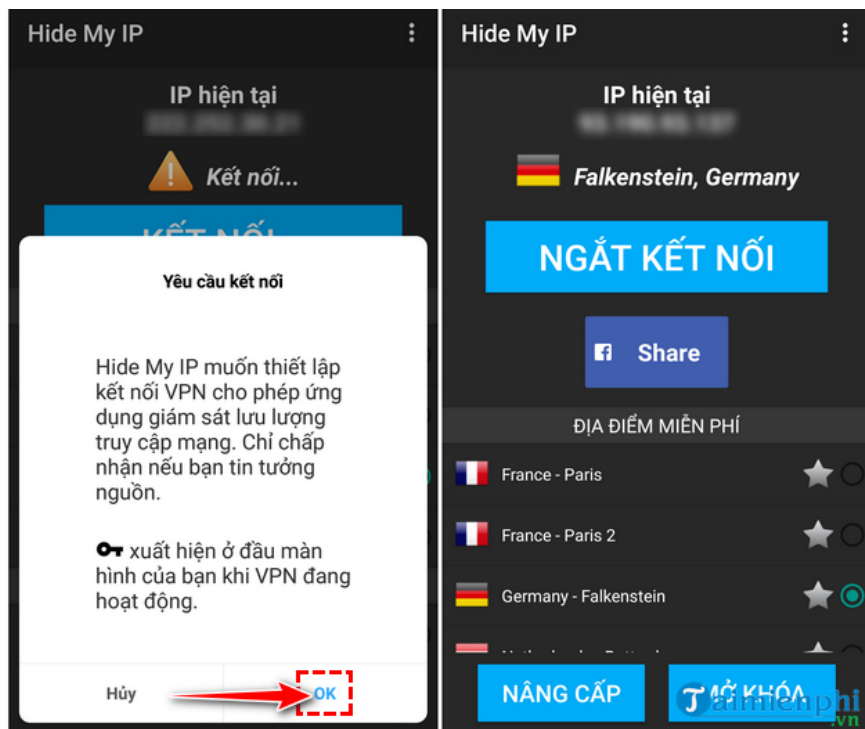
The next time you access this application, you will see a message asking for permission to access your contacts. Click **Allow** to agree.



You can select IP locations of countries in the **Free Locations** section to hide IP on your phone. If you want to hide random IPs in the above countries, click on **Link** -> Wait for the Hide My IP application to connect.



A notification then appears with the content: Hide My IP wants to establish a VNPT connection to allow the application to monitor network traffic. Click **OK** to agree. After completing the settings. Your IP address will be hidden and transferred to addresses in other countries.



You can hide your IP address in more different countries by using the **Advanced Location** section . However, in this section you have to pay a fee to use it.

Specifically, the fee in this premium version will be:

- + 3.95 \$/ 1 month.
- + 8.75 \$ /3 months.
- + \$34.95/ 12 months and specifically allows 7 additional devices to use.

You can refund within 30 days after upgrading to the premium version if you no longer need it.

Advantages of the premium version include:

- + No advertising when used.
- + Connect IP addresses faster.
- + Works stably on all devices.
- + Supports locations and locations worldwide.
- + Get advice and support during use 24/7.

Editor's Review:

Normally, using hidden IP software and anonymous web browsing will cause your connection speed to be quite low, with many connections having almost no internet. With Hide My IP for Android, that has been overcome completely. This is really good news for users who often access blocked websites from Vietnam, especially for gamers playing games with regional IP restrictions.

So the article above TipsMake has helped you learn about Hide My IP, an application that supports hiding and hiding IP on your phone super simply to prevent incidents of information theft. information, personal data. How do you rate this software? Please leave your comments right below this article.

You finished reading the article "**Hiding IP on your phone is super simple with Hide My IP for Android**" edited by the [TipsMake](#) team. We hope this article has provided you with many useful tech tips and tricks. You can search for similar articles on tips and guides. Thank you for reading and for following us regularly.