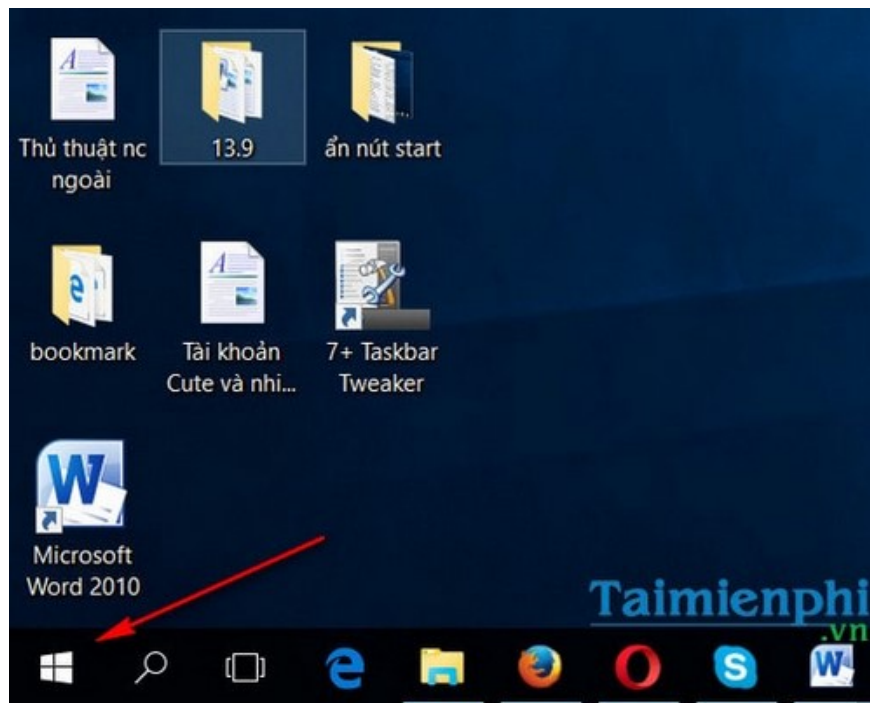


Hide the Start button on the Windows 10 Taskbar using 7+ Taskbar Tweaker

There aren't many easy ways to hide the Start button on the Windows 10 Taskbar using 7 Taskbar Tweaker. With this Windows Taskbar customization software tool, you can easily change the settings and configurations of the Taskbar.

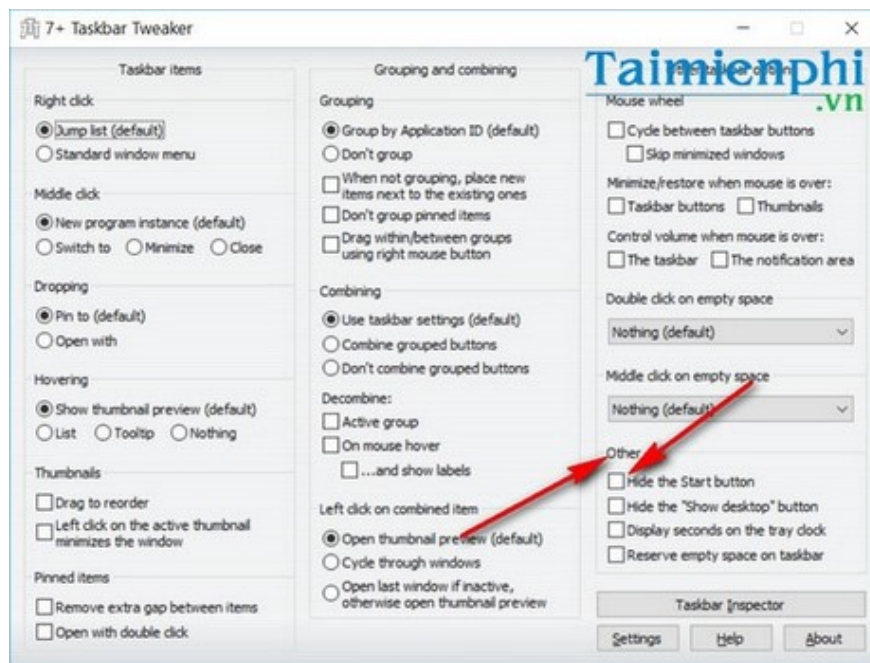
The 7+ Taskbar Tweaker software is a particularly useful tool that allows you to customize the Taskbar on Windows 7, 8, 8.1, and Windows 10. With this tool, you can even hide the Start button on Windows 10.

However, if users have long been accustomed to not having a Start button and prefer using the Windows key to open and install everything, they won't want to change it back. Therefore, they want to disable the Start button on Windows 10. To do this, you should install a taskbar customization software for Windows called 7+ Taskbar Tweaker.

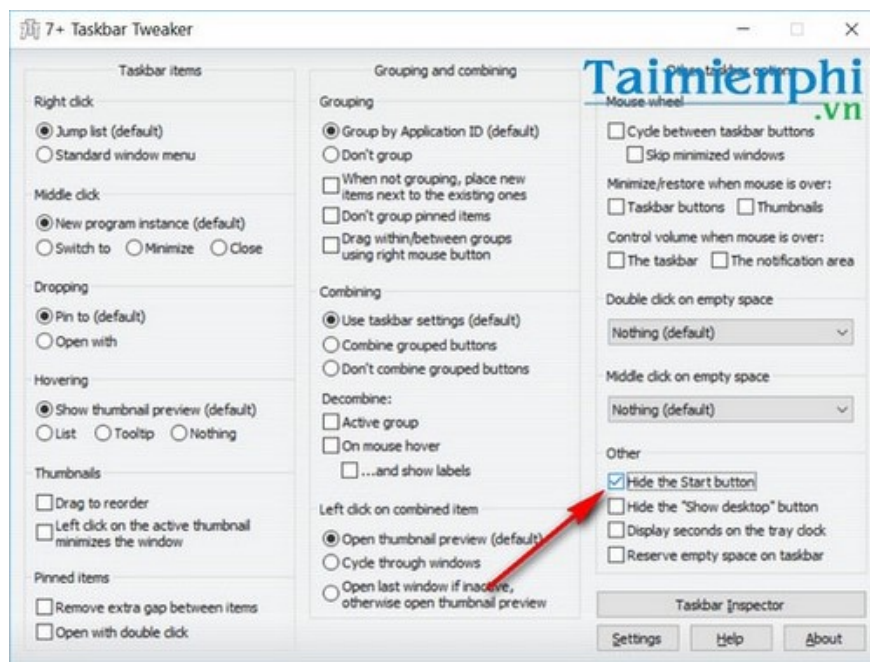


Hide the Start button on the Windows 10 Taskbar using 7+ Taskbar Tweaker

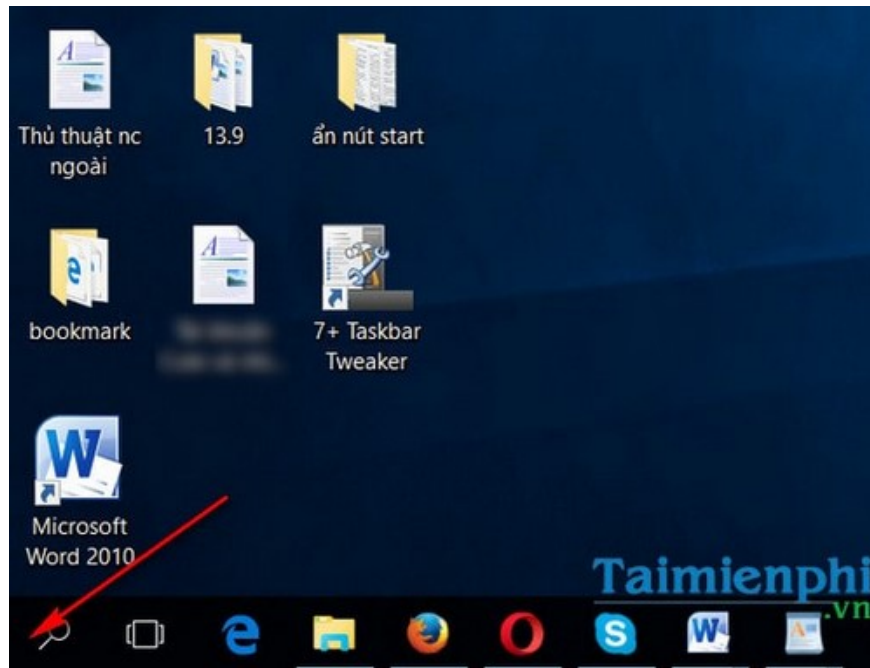
Step 1: Open 7+ Taskbar Tweaker on your computer. In the main interface of this taskbar customization software, find the " **Other**" section .



Step 2 : In the **Other** section , click on **Hide the Start button**.



By default, after clicking this option, the system will automatically turn off the Windows icon in Windows 10. All changes take effect immediately.



So, in just two simple steps, TipsMake has shared with you how to easily hide the Start button on the Taskbar in Windows 10.

The Start button on the Windows 10 Taskbar is actually a tool to help users access the Start Menu more quickly. If you're already familiar with this icon, you may not need this trick. However, if it's hidden, you'll find the Taskbar space seems larger than ever. To restore the Start button on the Windows 10 Taskbar, simply uncheck the option to customize it in the 7+ Taskbar Tweaker software.

By default, many users are unaware of the interesting features of customizing the Windows Taskbar, as this Taskbar occupies almost the entire Windows 10 user experience. However, there are still many users who dislike the Taskbar and simply want to hide it on their Windows system. Hiding the Taskbar, however, will certainly cause you to lose an important tool on Windows.

You finished reading the article "**Hide the Start button on the Windows 10 Taskbar using 7+ Taskbar Tweaker**" edited by the [TipsMake](#) team. We hope this article has provided you with many useful tech tips and tricks. You can search for similar articles on tips and guides. Thank you for reading and for following us regularly.