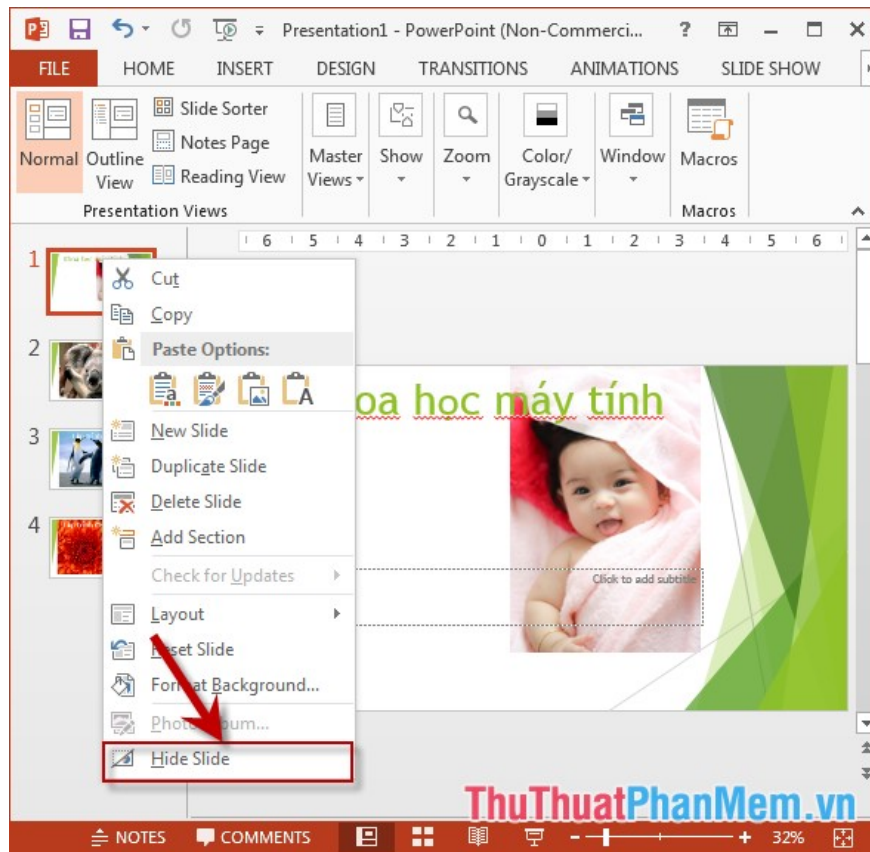


# Hide and show slides in PowerPoint

Introduce how to hide and show slides in PowerPoint. - For example, want to hide Slide No. 1 - Right-click on Slide No. 1 - select Hide Slide: - The hidden slide result has a number of slashes and fades than the rest of the slides.

The following article introduces you in detail how to hide and show slides in PowerPoint.

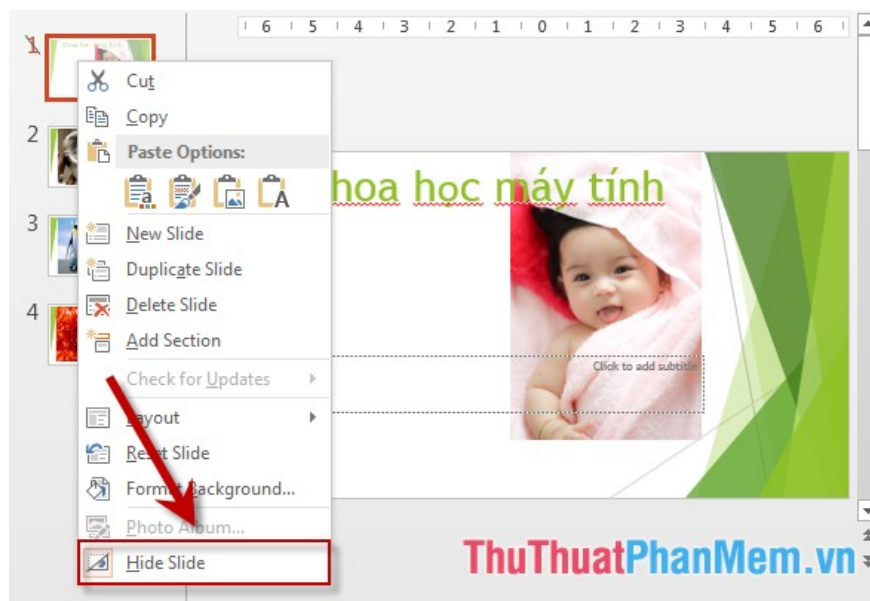
- For example, want to hide **Slide 1** -> Right-click **Slide 1** -> select **Hide Slide**:



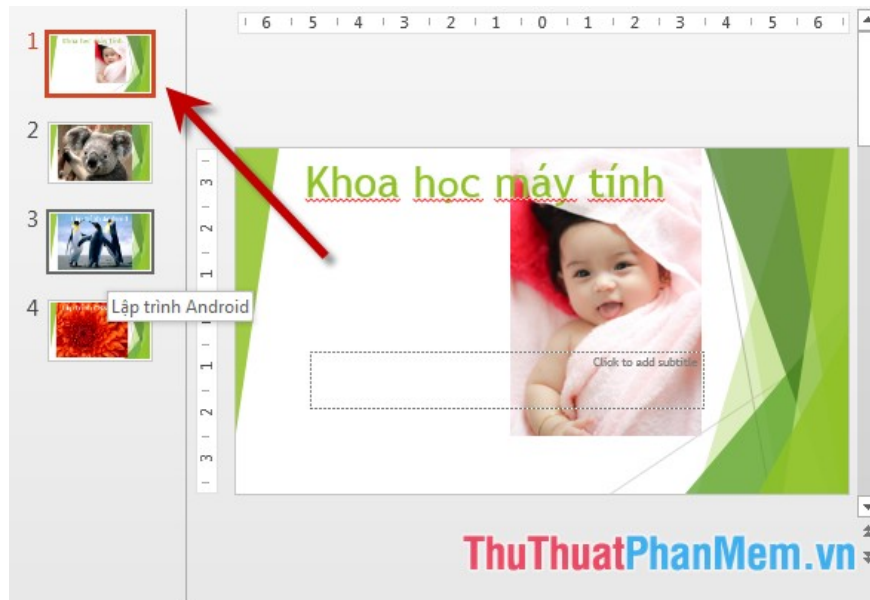
- The hidden **slide** result has a number of slashes and fades than the rest of the **slides** :



- Similarly, want to display the hidden **Slide** -> right click on that **Slide** -> select **Hide Slide**:



- The hidden **Slide** result is displayed:



Above is a detailed guide on how to hide and show the **Slide** in **PowerPoint**.

Good luck!

You finished reading the article "**Hide and show slides in PowerPoint**" edited by the [TipsMake](#) team. We hope this article has provided you with many useful tech tips and tricks. You can search for similar articles on tips and guides. Thank you for reading and for following us regularly.