

Here's how to update your phone to Windows 10 Mobile, whether it's supported or not!

Windows 10 Mobile is a combination of Windows operating system on smartphones that Microsoft has researched and developed to focus on exploiting users recently. Surely many Windows Phone users are anxious to upgrade their smartphones to Windows 10 Mobiles that Microsoft has just introduced.

Windows 10 Mobile is a combination of Windows operating system on smartphones that Microsoft has researched and developed to focus on exploiting users recently. Surely many Windows Phone users are anxious to upgrade their smartphones to Windows 10 Mobiles that Microsoft has just introduced.

In the article below, Network Administrator will guide you through the steps to upgrade Windows Phone to Windows 10 Mobile.



1. List of supported Windows Phone lines



Up to this point, Microsoft has supported upgrading Windows Phone to Windows 10 Mobile as:

1. Lumia 1520
2. Lumia 930
3. Lumia 640
4. Lumia 640XL
5. Lumia 730
6. Lumia 735
7. Lumia 830
8. Lumia 532
9. Lumia 535
10. Lumia 540
11. 1GB Lumia 635
12. Lumia 636 1GB
13. Lumia 638 1GB
14. Lumia 430
15. Lumia 435
16. BLU Win HD w510u
17. BLU Win HD LTE x150q
18. MCJ Madosma Q501

2. If your Windows Phone device is in the supported list

If your Windows Phone device is on the list of supported devices for upgrading, the steps are quite simple and easy.

Refer to the steps here.

3. If your device is not in the supported list



If your device is not on the supported list, it means you have to do some other things.

1. Download Windows Insider application on Windows Phone 8.1 device. If your device is using Windows Phone 8, you must first install Windows 8.1 via Preview for the Developers program.

1. [Link to download Windows Insider for Windows Phone](#)

2. Open the application you just downloaded, select **Get preview builds:**



3. Select **Insider Release Preview** and follow the step-by-step instructions to install on your device.



9:36


WINDOWS INSIDER

enroll

receive Fast updates. This could mean that more solutions are available for issues.

Insider Fast

Windows 10 Technical Preview for phones
You'll get Windows 10 ahead of everyone else. You'll see new features and apps first. There may be fewer solutions available for issues.



Insider Release Preview

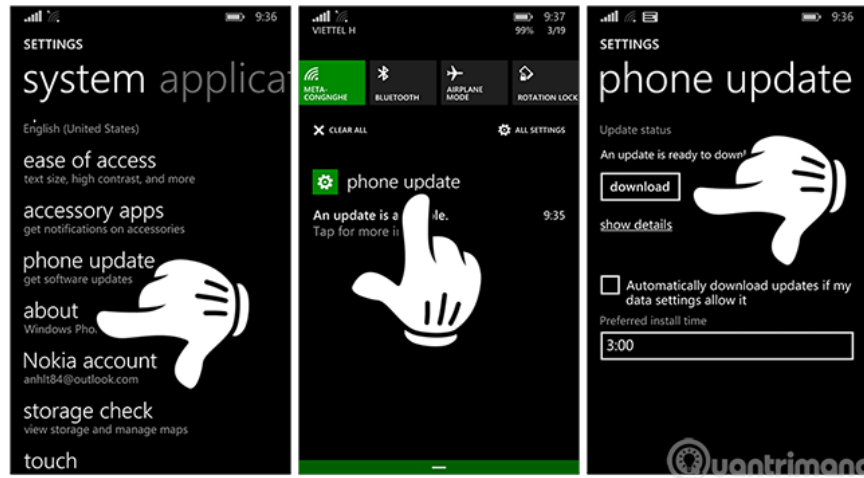
Windows 10 Technical Preview for phones
Best for Insiders who enjoy getting early access to updates for the Current Branch, Microsoft applications, and drivers, with minimal risk to their devices, and still want to provide feedback to make Windows devices great.





Click Accept!

4. Go to **Settings** => **Phone Update** => **Check for updates** and follow the instructions for upgrading your device.



After running Windows Insider, the system will report the latest update for the phone, you click directly on it or through **All Settings**> **About** > will also see the update.

Note:

Upgrading Windows Phone to Windows 10 Mobile via Insider Preview can cause many risks. However, you can overcome most of these risks by using Windows Device Recovery Tool. What do we need to prepare:

1. The more stable and fast Internet connection, the better.
2. Always plug in the charger during the update, because if the source is dropped, it is extremely dangerous
3. The update time will last for about 30 minutes.
4. Some of you have the case that after updating to Windows 10 Mobile, there is a 0% battery error, the solution is very simple, so you can restart your phone!

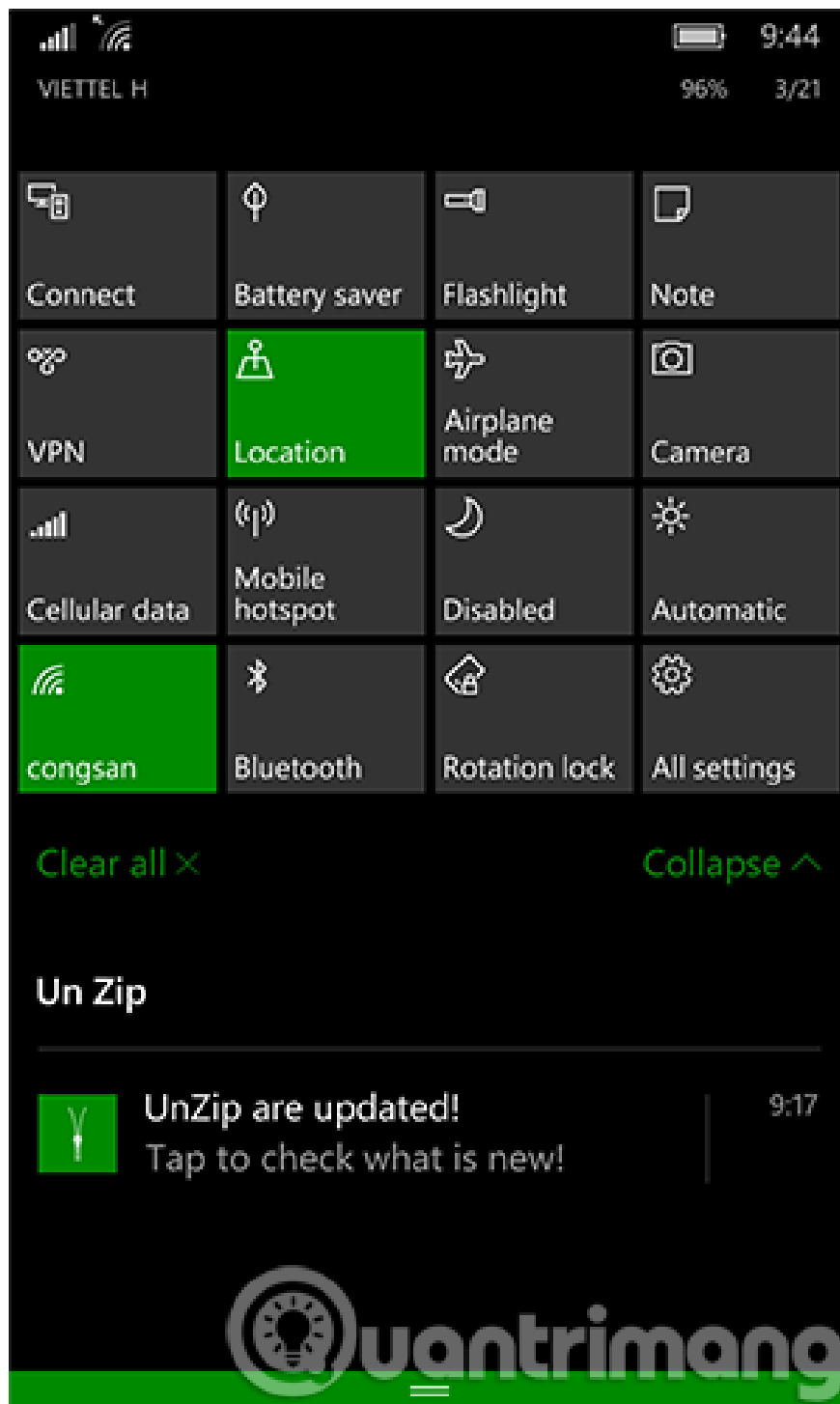
In some other cases, Insider Preview may cause more serious problems that cannot be fixed, but this is extremely rare.

4. Some screenshots of Windows 10 Mobile:

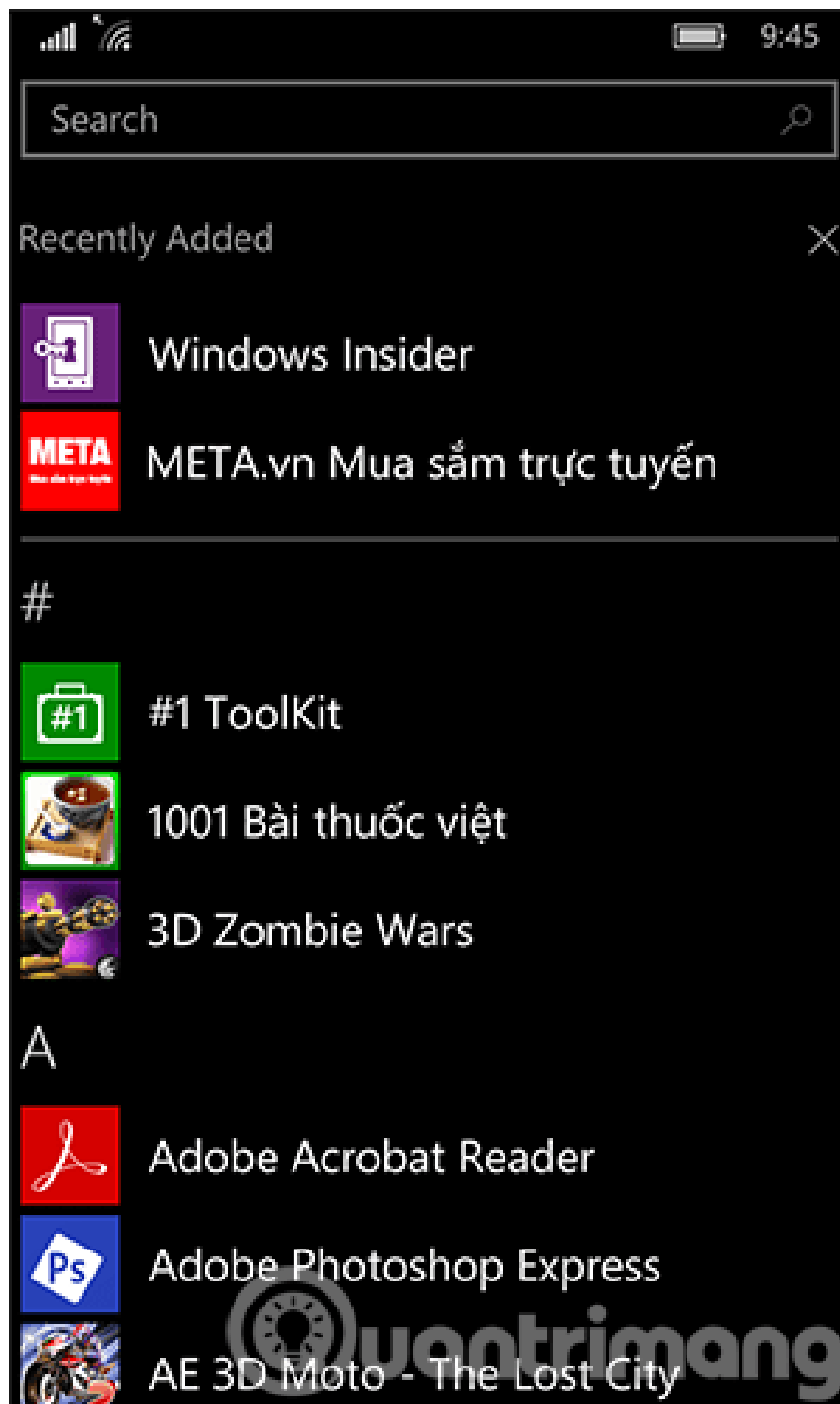
On the external interface, we can see the direction of Windows 10, the common point between computer and smartphone, big, round, clear and beautiful icons:



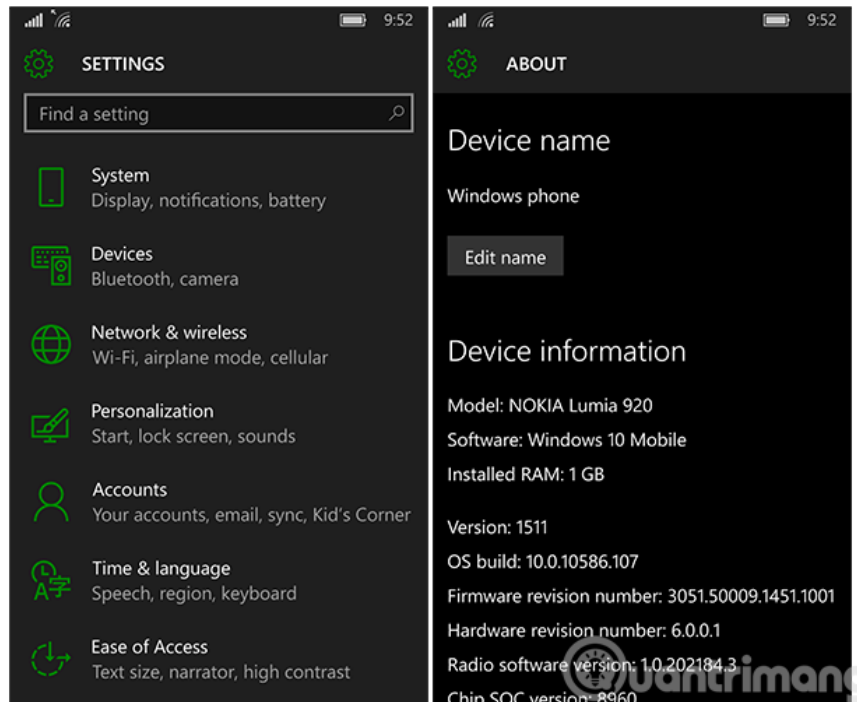
The menu interface when we swipe the top down, seems a bit like Android, the settings are also displayed in this menu:



Applications:



Operating system version information:



Refer to some of the following articles:

- 1. Connect your Gmail account with Windows Phone 8.1**
- 2. Clash Royale game guide on Windows Phone**
- 3. Play Android games on Windows with BlueStacks**

Good luck!

You finished reading the article "**Here's how to update your phone to Windows 10 Mobile, whether it's supported or not!**" edited by the [TipsMake](#) team. We hope this article has provided you with many useful tech tips and tricks. You can search for similar articles on tips and guides. Thank you for reading and for following us regularly.