

# Here is a way to fix the error of not being able to copy photos from the computer to the iPhone

What should I do if I can't copy photos from my computer to my iPhone? Actually, this problem is quite simple and TipsMake's article will help you

**What should I do if I can't copy photos from my computer to my iPhone? Actually, this problem is quite simple and TipsMake's article will help you know how to handle it most effectively.**

During the process of backing up data, there will be times when we need to copy photos from the computer to the iPhone. However, this is not simple for those without experience. Therefore, many people have encountered the situation **of not being able to copy photos from the computer to the iPhone** . And if you are also having trouble copying photos from your computer to your iPhone, please come to the information in the **phone tips** section below!





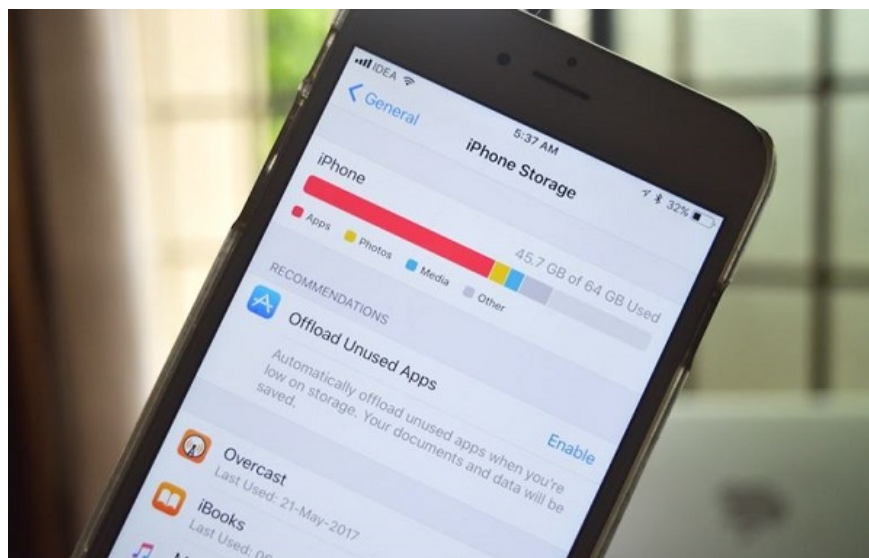
## Why can't I copy photos from my computer to my iPhone?

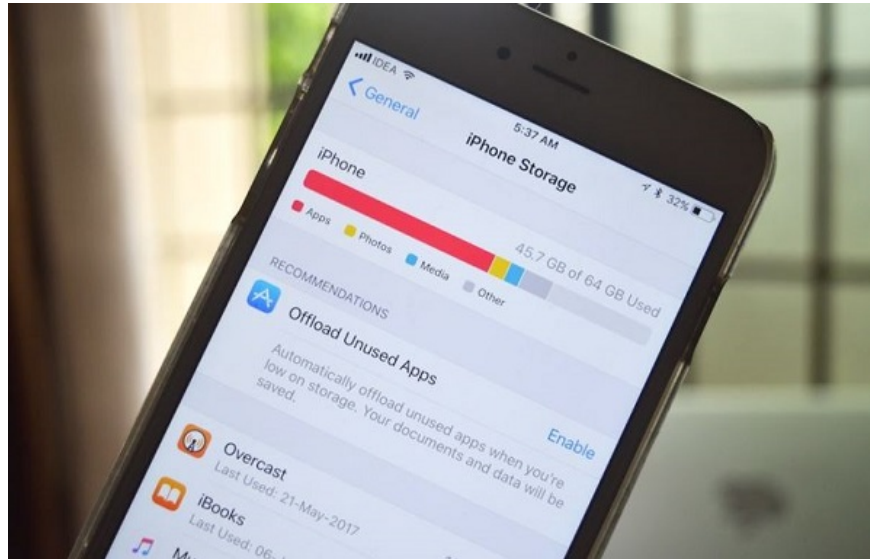
For those with experience, copying photos from the computer to the iPhone will be quite simple. But if you are doing this job for the first time, it is easy to encounter problems. Below are some reasons why copying photos from computer to iPhone cannot be done.

### 1: iPhone is full of memory

Have you tried reading instructions on how to copy photos from your computer to your iPhone online? But when done, everything does not go according to instructions. This may be because your iPhone is full of memory. This is understandable when you copy too many photos and your iPhone does not have enough free memory to store these photos.

In this case, the simplest fix is to free up memory on the iPhone. To do this, you just need to delete unnecessary content on your iPhone.





## **2: Network quality is not guaranteed**

Syncing photos to iCloud is one of the solutions to help users quickly copy photos from the computer to the iPhone. However, if the network connection quality on the iPhone is not guaranteed. At this point the synchronization process will be interrupted or even impossible.

In this situation, try resetting the network connection on your iPhone and then sync again. If it still doesn't work, try using the mobile network to sync.

## **3: There is a problem with the connection wire**

There are many cases where users connect their phone directly to the computer. Then use software like 3uTools, iTunes to copy photos from your computer to your phone. At this point, the cable will be the connecting component between the computer and iPhone. Therefore, when the cable encounters problems such as breaking, breaking or the connection is not guaranteed. This will make it impossible for you to copy photos from your computer to your iPhone.

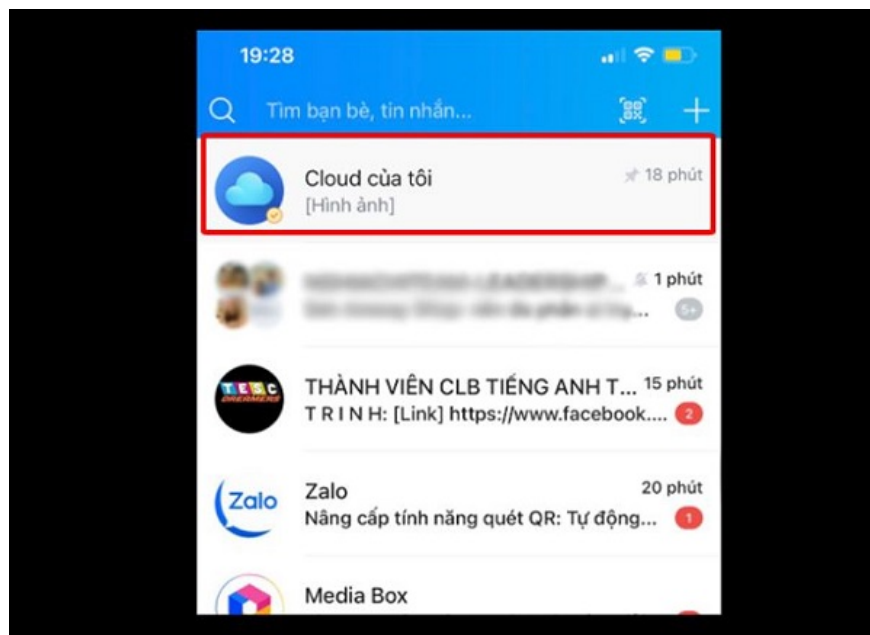
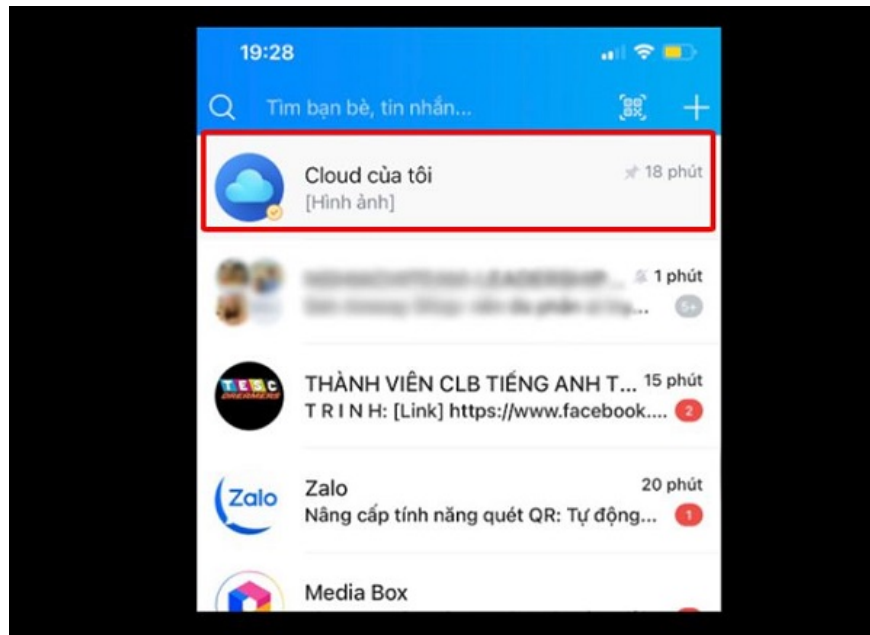
At this point, try checking whether the cable you use to connect is secure or not. If possible, try using a new cable to connect your iPhone and computer to see if the error is resolved.



## **The simplest and most effective way to copy photos from computer to iPhone**

Currently there are many different ways for you to copy photos from your computer to your iPhone. However, the vast majority of these methods are quite complicated and require many steps. Instead, I will guide you in a much simpler way. And that is copying photos from the computer to the iPhone via zalo.

1. **B1** : Log in to Zalo on your computer. Then send all the photos that need to be transferred to iPhone to **my Cloud** section .
2. **Step 2** : Open Zalo on your iPhone and select My Cloud. Then you can download the images you want.



Additionally, you can also apply the same method by uploading photos from your computer to your drive. Then open the drive on iPhone and download the photos and you're done.

**And above are the causes and solutions when photos cannot be copied from the computer to the iPhone. Wishing you success in applying and being able to copy photos from your computer to your iPhone quickly and effectively.**

You finished reading the article "**Here is a way to fix the error of not being able to copy photos from the computer to the iPhone**" edited by the [TipsMake](#) team. We hope this article has provided you with many useful tech tips and tricks. You can search for similar articles on tips and guides. Thank you for reading and for following us regularly.

