

Have you experienced 'My Day' on the Messenger app?

Messenger Day is a new feature updated on Messenger application, with the same usage as Story on Facebook. Users will capture or record videos and add more unique effects and then post on Messenger Day and lose within 24 hours.

There must be quite a lot of users who are still surprised by the new feature of updating Story on Facebook application. Accordingly, we can take pictures or record videos and insert extremely interesting filters. And when you haven't experienced all the attractions of Story on Facebook yet, the Messenger app has recently been updated with the Messenger Day feature called My Day.

Basically, Messenger Day on Messenger app does the same thing as the Story feature on Facebook. You can also take photos, record videos and select any sticker in the new sticker store on the app. Images and videos when posted in Messenger Day will automatically disappear within 24 hours of posting. Join the Network Administrator to show yourself in Messenger Day on Messenger application.

How to take photos, record videos on Messenger Day

Note to users to use Messenger Day, you need to upgrade to the latest version for Messenger application.

1. Download Messenger for Android for free
2. Download Messenger for iOS

Step 1:

After updating Messenger to the latest version, we will open the application. You will immediately see **the Messenger Day icon** in the center of the screen. Please click on it. Appearance of video capture and recording interface. Press **the center circle icon** to capture and hold to record video.

Tìm kiếm

Tất cả Đang hoạt động

Tin nhắn đang chờ

Quét mã

Tìm liên hệ trên điện thoại

Mời mọi người

Những người có Messenger

Vân Anh

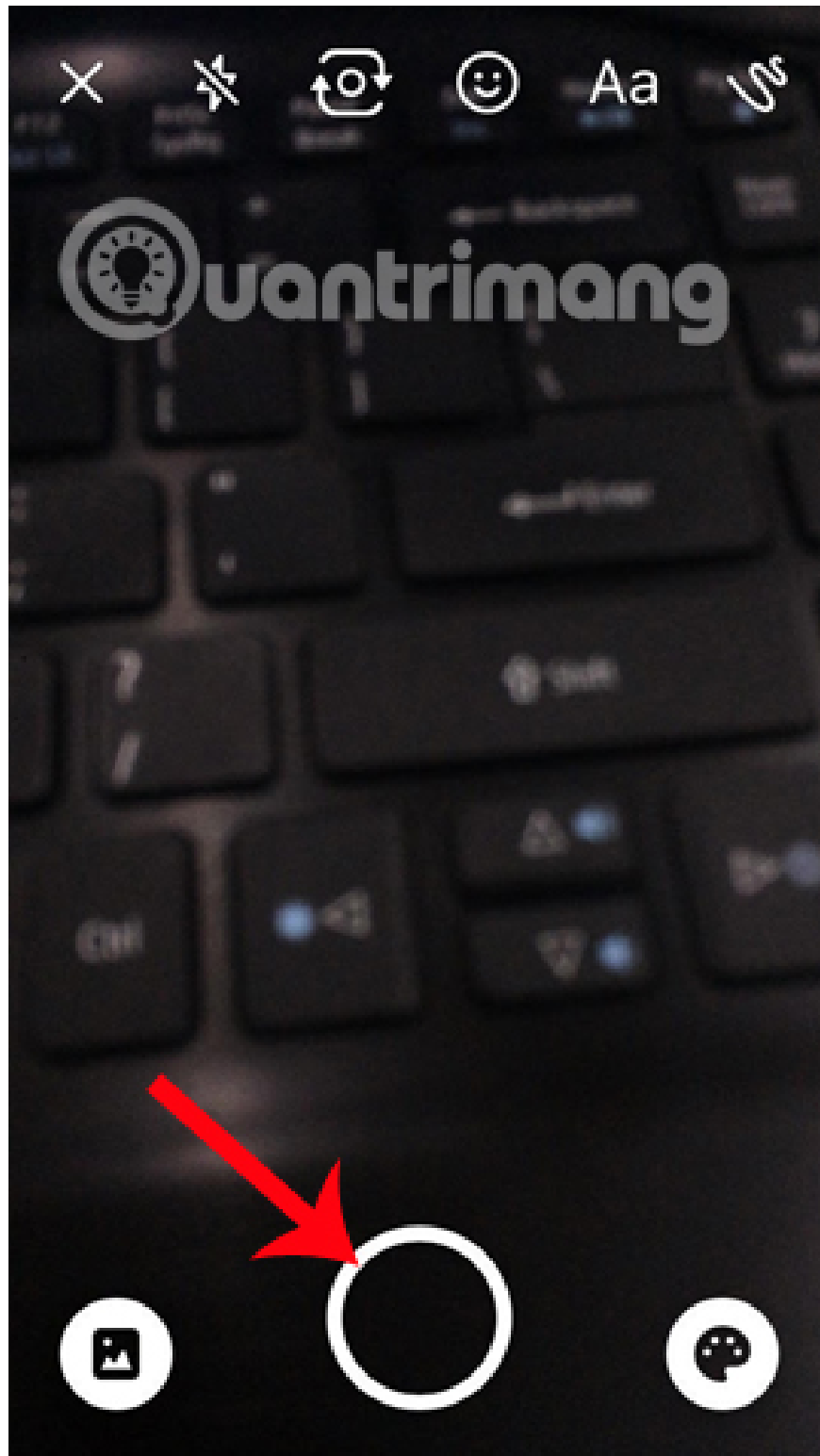
Emmy Hoàng

Lạc Nguyễn

Trần Thiên


Xem Messenger Day

Trang chủ Cuộc gọi Nhóm Danh bạ



Step 2:

Next we click **the smiley icon** above the interface. Appeared new **sticker store** updated on Messenger. Now you can choose for yourself the sticker to put on photos or videos. In case you want to **delete the selected sticker** , click and drag on **the trash can icon** .



 **uantrimang**



Quantrimang

tốt

xinh đẹp

Tôi đang

giải khát

giải khát

giải khát

sản phẩm nhà cửa

vào nhà vệ sinh

luyện phí

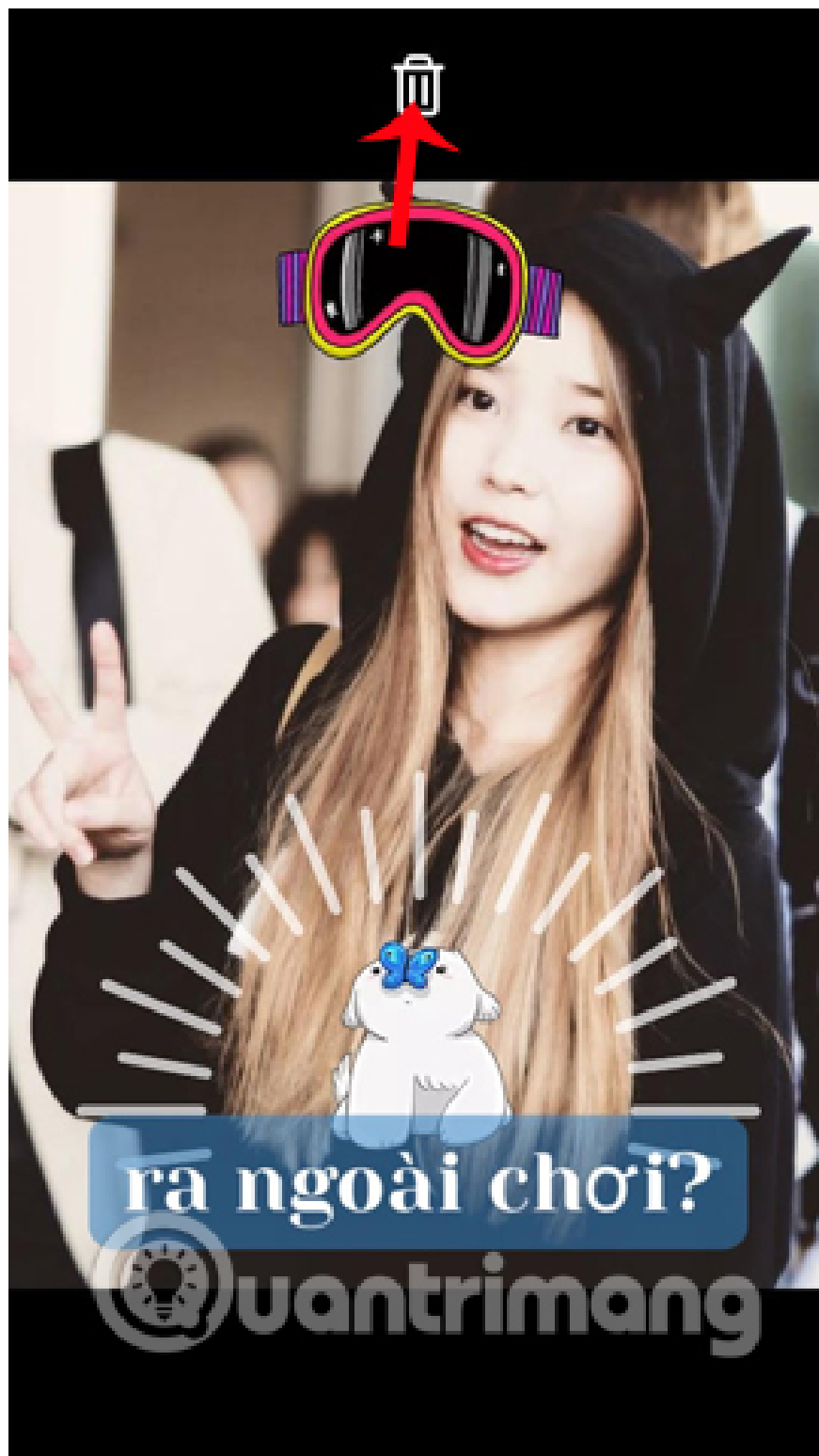
luyện phí

Ai sẵn sàng?

ra ngoài chơi?

nhậu vài ly?

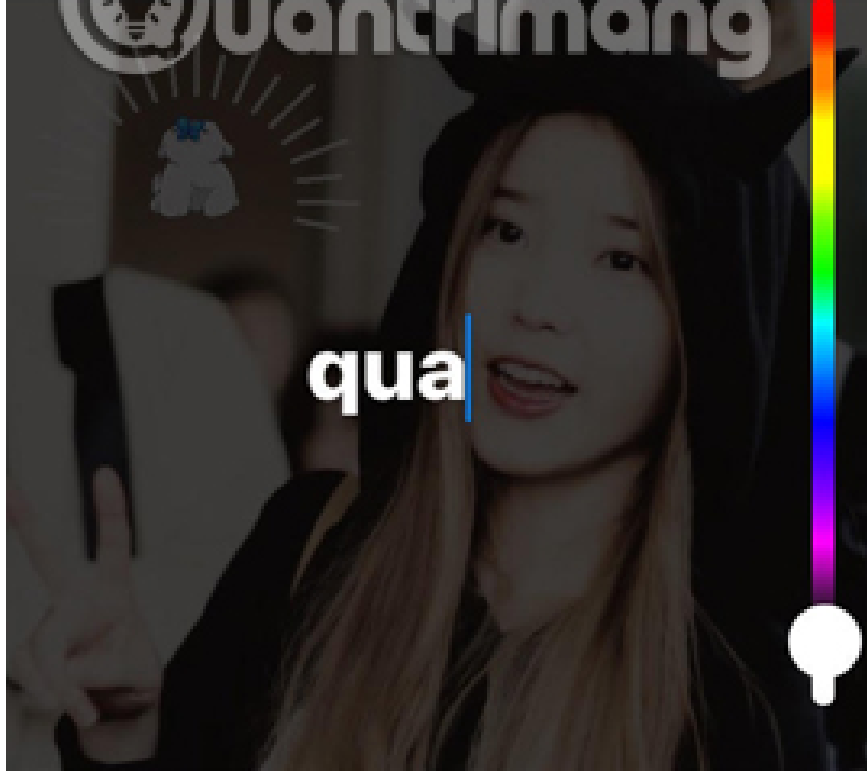
đi chạy không?



In addition, we can also add some other effects such as adding text, adding hand-drawn strokes to images or videos.

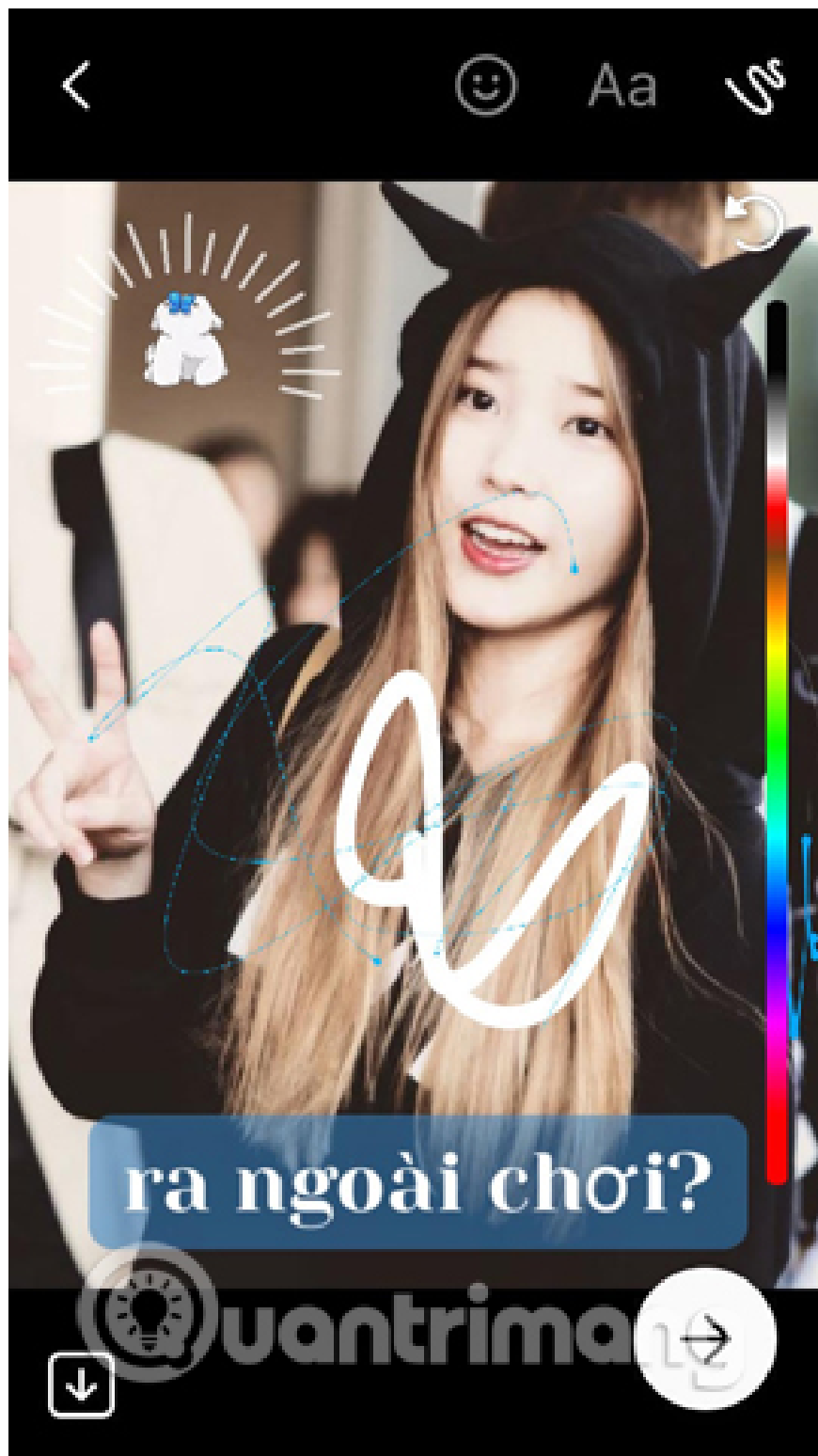
< 😊 Aa ✍️

 **uantrimang**



qua|

q w e r t y u i o p
a s d f g h j k l
⬆️ z x c v b n m ⬅️ x
123 🌐 dấu cách Xong




Step 3:

When you have finished your artwork, click **the arrow icon** below. Switch to the new interface, your images and videos will automatically be selected on My Day. Besides, we can also click on Camera Roll, or tick any friend to send the image as a message.

Finally click **Submit** below. Users will receive information about My Day feature on Messenger, click **OK** .





Thêm vào

Ngày của bạn đã được chọn để giúp dễ dàng chia sẻ



Ngày của tôi

Nội dung này sẽ xuất hiện trên Messenger trong 24 giờ và bạn có thể xem ai đã xem nội dung.



Cuộn Camera



Gửi dưới dạng tin nhắn cho



[Blurred name]



[Blurred name]



[Blurred name]

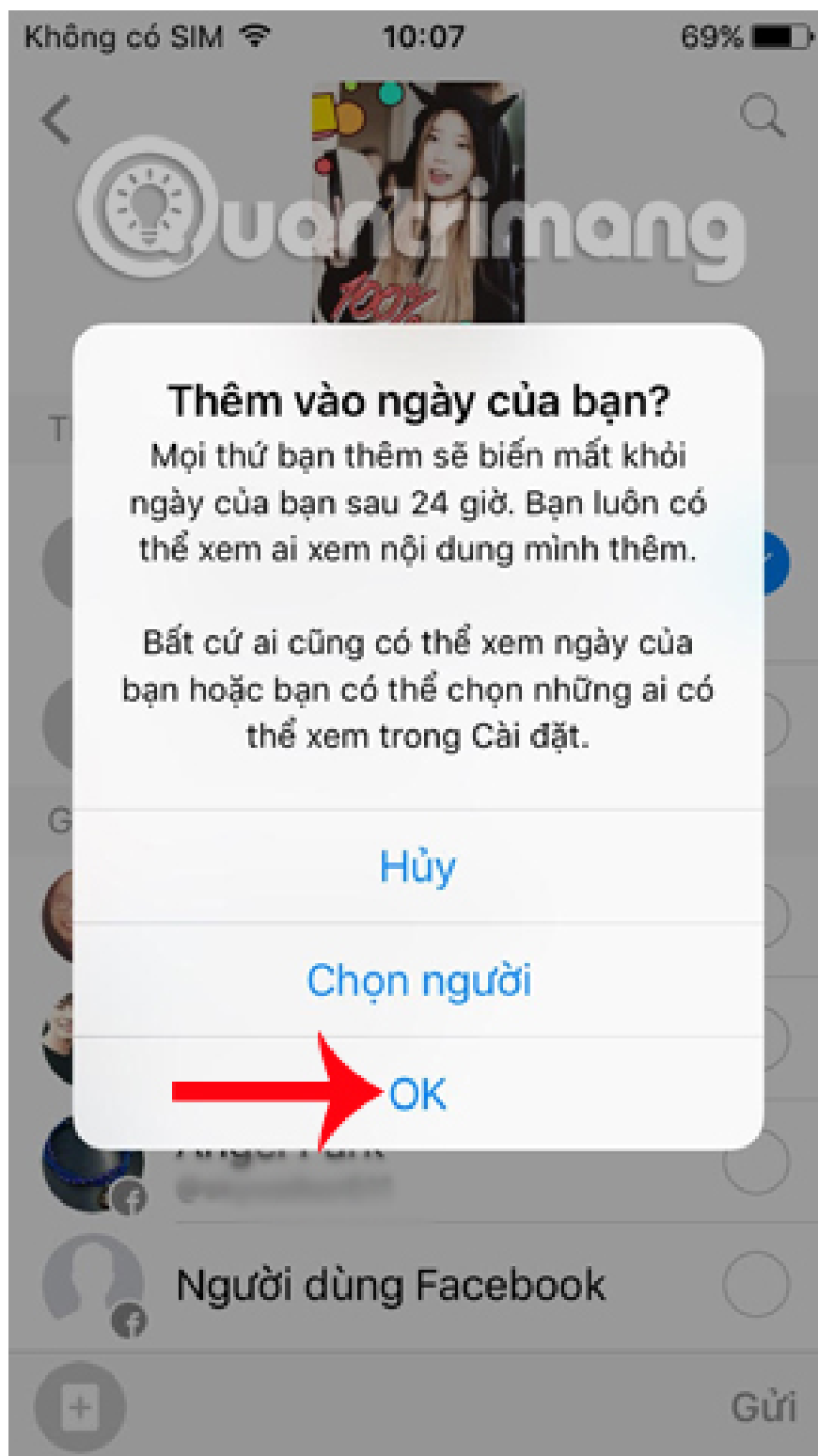


Người dùng Facebook



Gửi






Returning to the Home page on Messenger, we see the image posted in My Day. Clicking on the button will see the image or video you just created.



Tìm kiếm



Thêm vào ngày của...



Ngày của tôi vừa xong



Đội ngũ Messenger Mới



Th 4



10 thg 3



2 thg 3



Người dùng Fac... 11/05/2015
Người dùng Facebook đã g...



Trang chủ



Cuộc gọi



Nhóm



Danh bạ



A feature that is not too new to users when it is similar to the Moment feature on Zalo, or Story on Instagram. And with the change in both Facebook and Messenger apps, the manufacturer hopes users will have more fun to use the app. Please join your friends or yourself to make fun moments with My Day on Messenger app.

Refer to the following articles:

1. How to tell stories with Stories on Instagram
1. How to log out of Facebook Messenger on iOS, Android and Windows Phone
1. How to chat with Chatible strangers on Facebook Messenger

You finished reading the article "**Have you experienced 'My Day' on the Messenger app?**" edited by the [TipsMake](#) team. We hope this article has provided you with many useful tech tips and tricks. You can search for similar articles on tips and guides. Thank you for reading and for following us regularly.
