

Guiding formation and equipment suitable for Kai'Sa Arena of Truth

This tutorial includes information on Kaisa, the equipment best suited for the formation instructions and her location when wearing various equipment in the Arena of Truth 9.19.

Kai'Sa is the latest name in the list of Truths and Legends Arena generals when she was updated in this version 9.19.

This golden champion is being asked by many gamers which team is best suited for Kai'Sa. And what equipment should she need to promote her power in this new meta. Here are a few squads and items that best suit Kai'Sa.

1. Instructions to play Pantheon Arena of Truth
2. Configure playing League of Truth LMHT on the computer
3. How is the blood in the arena of truth deducted?

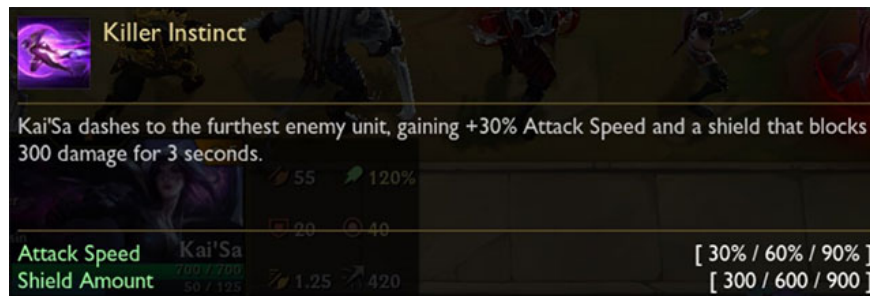
1. Overview of Kai'Sa




Kai'Sa, or Kaisa for short, has a price of 5 gold and is also the champion with the highest attack speed at the present time. Kaisa's way of working is similar to Pyke, she will jump back to the farthest opponent at the beginning of the round. After that, full energy will then dash to the farthest target to attack.

While fighting with armor while gaining 2 stars and stacking with Guinsoo Rage, Kai'Sa's attack speed will be increased by 60%. However, she is quite weak and has no control like Pyke so Kaisa is easy to be hit when the 2nd surf will switch to another prey or go to the main tank if the enemy team is abnormal. If allowed to attack freely, Kai'Sa will take turns taking out one by one and hovering around the arena that no enemy can choose as a

target.

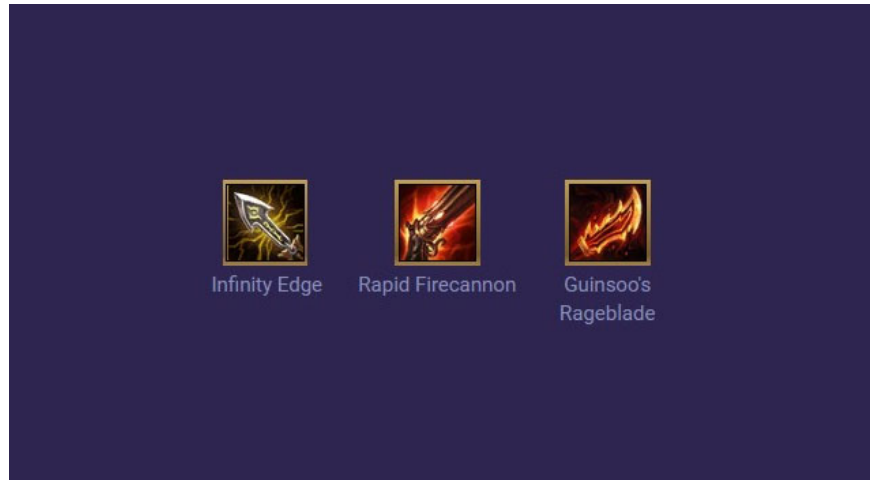


In addition, with Void + Archers + Assassins will help teams of Void - Assassins or Knights - Archers back to a more powerful meta. Partly because Kassadin has been heavily nerfed and is no longer used as before. So Kai'Sa will be quite strong in the Archers team, then the full Assassin team.



With the appearance of Kai'Sa, the number of champions in the Arena of Truth will be increased more than before and reduce the chance of appearing other 5 gold champions significantly. Therefore, what you need to do is not to take care of building a team dedicated to Kai'Sa. But please build a suitable squad so that when Kaisa appears, you can bring her in and replace someone to enhance strength.

2. Some of the most powerful equipment for Kai'Sa



Nearly every good item you can wear to 5 gold champions, especially when you are 2 stars. For Kai'Sa, you will need equipment for attack speed, damage or mana arbitrary. Here is a list of the strongest items for Kaisa that you need to earn for her.

Search infinity

Increases critical chance and thus, Kaisa no longer has to rely heavily on Assassin buffs. Wearing a few items to increase the attack speed + Infinity sword and still have Assassin buff, Kaisa's damage will be quite high now.

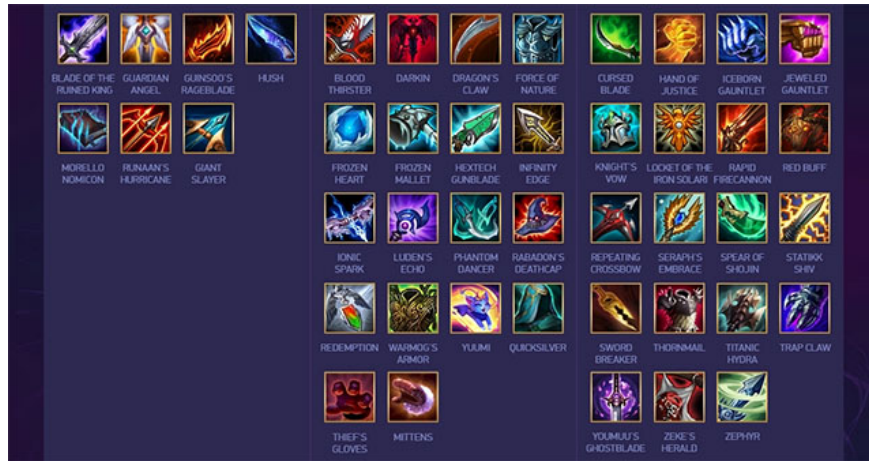
Cannons Lien Thanh

As an assassin with long range first, you can turn Kai'Sa into a temporary archer by equipping her Cannon Cannon. This will prevent her from jumping into the back row of the enemy and disappear shortly after. After making a move and having a shield, Kaisa will be stronger and more buffed to survive on her own rather than relying on the Assassin buff and then flying back and can die badly.

Violet / Blue Bow

The slot at the end is also the one that decides which direction you are going. These will be the 2 damage equipment needed for her. However, if you want to make sure she lives longer, please refer to the following items to increase the resistance to Kaisa.

Equipment according to the situation




Kai'Sa has a high attack speed but the damage is only at a low average compared to a 5 gold champion. The color is not high, but she likes to fly to the death, in return, if the AP increases, her shield will also increase and mana recovery is also fast.

1. **Angel / Ice Armor:** At your disposal, once revived or used Kaisa's glide to slow down the entire enemy team.
2. **Vongola:** More damage is more fun, although there are many other Archers that can be used better like Ashe.
3. **Yuumi / Darkin:** Turning her into a Devil or a **Wizard** will help her recover her energy a lot faster.

3. The strongest squad with Kai'Sa

Any squad of Archers




Because of being an Archer, Kai'Sa can combine with any Archer team by replacing Vayne in the team. With all Archers team appearing Vayne, you can let Vayne "take care" for Kaisa if Vayne has not reached 3 stars. Kai'Sa's essential items are dame and spawns.

Assassin - Shinobi / Assassin - Elementalist



With the Ninja buff quite strong and Rengar is also very popular right now. Rengar and Akali will have to become the main burden in the team. And if Kaisa appears in the team, she will also become a main carry instead of another Assassin that you feel does not fit the team.

Assassin - Nowhere / Assassin - Wild



Assassin - Nowhere is the strongest team in this meta. However, having to wait for Kaisa in this roster would be a high risk. You should let the assassin squad hit the ground first, if you can catch Kai'Sa then pair it. Or in the form of Assassin - Forbearance as above.

4. Position for Kai'Sa



You probably guessed the position for Kai'Sa already, her position greatly affects the equipment that she wears on her. There are two ways you can position Kaisa, including:

1. **Normal equipment:** Stacks in the bottom of the board like any other Assassins.
2. **Armed with Lien Thanh Cannon :** Stand right behind the tanker to attack as soon as you enter the battle without jumping behind the enemy team

It can be said that Kaisa is a general who can pair with different squads in a match when she brings 3 Tribes. Depending on the hobby of the player that can make the most of her strength, of course also depends a lot on the dignity of the player.

You finished reading the article "**Guiding formation and equipment suitable for Kai'Sa Arena of Truth**" edited by the [TipsMake](#) team. We hope this article has provided you with many useful tech tips and tricks. You can search for similar articles on tips and guides. Thank you for reading and for following us regularly.