

Guide to watching football on Sopcast Android

Sopcast is the most popular live watching software on computers. And now, we can watch football right on the phone when installing Sopcast Android.

The top matches in the country and in the world always become the focus not only of the beard but also with the women. However, it is not always possible to watch live matches of your favorite football matches, or there is no device to watch matches, you can use Sopcast software.

And now, Sopcast has a version for Android, which helps us to watch football matches right on the phone. With Android devices with operating system 2.2 and above, users can install Sopcast application on the phone to not miss any attractive tournament. In the following article, we will guide you how to install Sopcast application on Android.


1. Link sopcast watching football online
2. Guide to watching SopCast online football

Instructions for installing Sopcast on Android

1. Download Sopcast software
2. Download Sopcast for Android for free

Step 1:

We will access the above link to download the **.apk Sopcast Android file** to the device and proceed with the installation.



Kiểm tra trừ cước di động

Kiểm tra các dịch vụ đã đăng ký Kiểm tra các CTKM Viettel mới nhất

Tải xuống



Chọn link tải về và phương thức tải

Link Download SopCast cho Android chính:

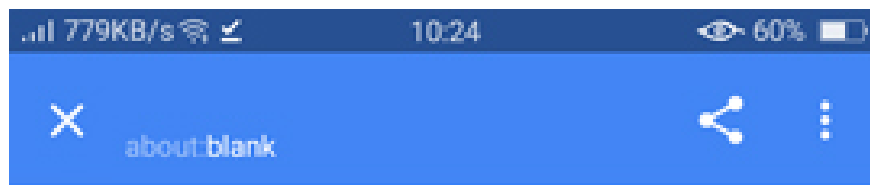
[▶ http://w6.getpedia.net/da](http://w6.getpedia.net/da) **Download**

Link download SopCast cho Android dự phòng

[▶ http://download.sopcast.com/dov](http://download.sopcast.com/dov) **Download**

[▶ http://w1.getpedia.net/data/soft/](http://w1.getpedia.net/data/soft/) **Download**

[▶ http://w2.getpedia.net/data/soft/](http://w2.getpedia.net/data/soft/) **Download**



Đã tải xuống sopcast.apk trong Chrome

MỞ

Step 2:

When the download process is complete, we click on the file to proceed with the installation. The device will scan the application and when there are no security risks affecting the operating system, press **Continue installation** .

10:26

Th 6, 14 tháng 4



sopcast.apk

10:24

Tải xuống hoàn tất



 **Quantrimang**



Viettel



Step 3:

Finally we wait for the installation application to complete on the device. At the **Installation** notification interface, you can press Open to immediately use the application.



SopCast

Từ "Chrome"

Phiên bản: 1.2.8 Kích cỡ: 10,76MB

✓ Đang cài đặt





Step 4:

When opening Sopcast on Android, users will see the interface **User Sign In** with default option **Sign in as anonymous** without creating a new account or login account to use, click **Sign in** to continue. Switch to the **Choose One Server** dialog box, click **Default Server** .



SenCast®

User Sign In

- Sign in as anonymous
- Sign in with device ID
- Sign in with user account

Username

Password

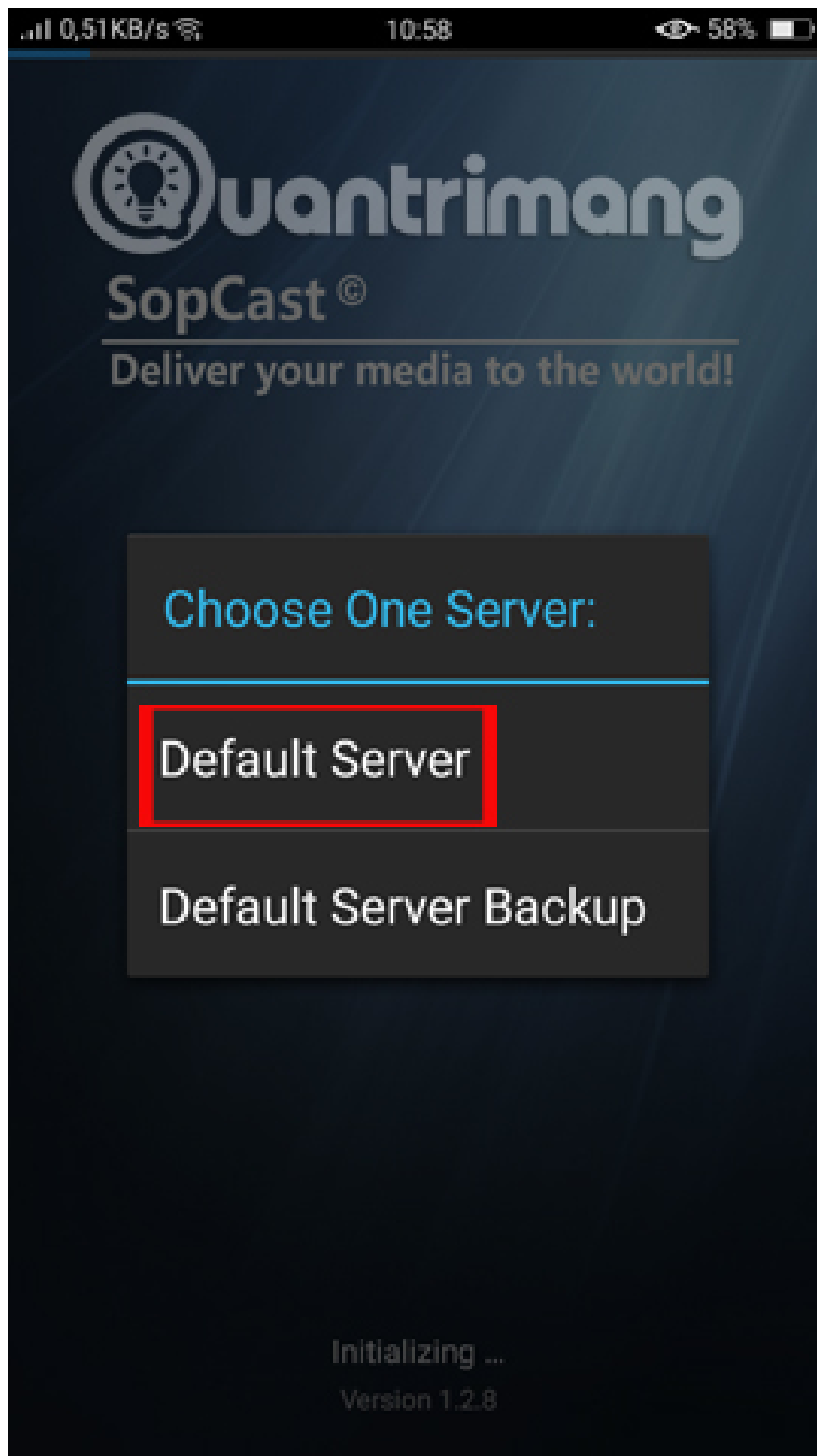
- Auto sign in next time



Sign In

Initializing ...

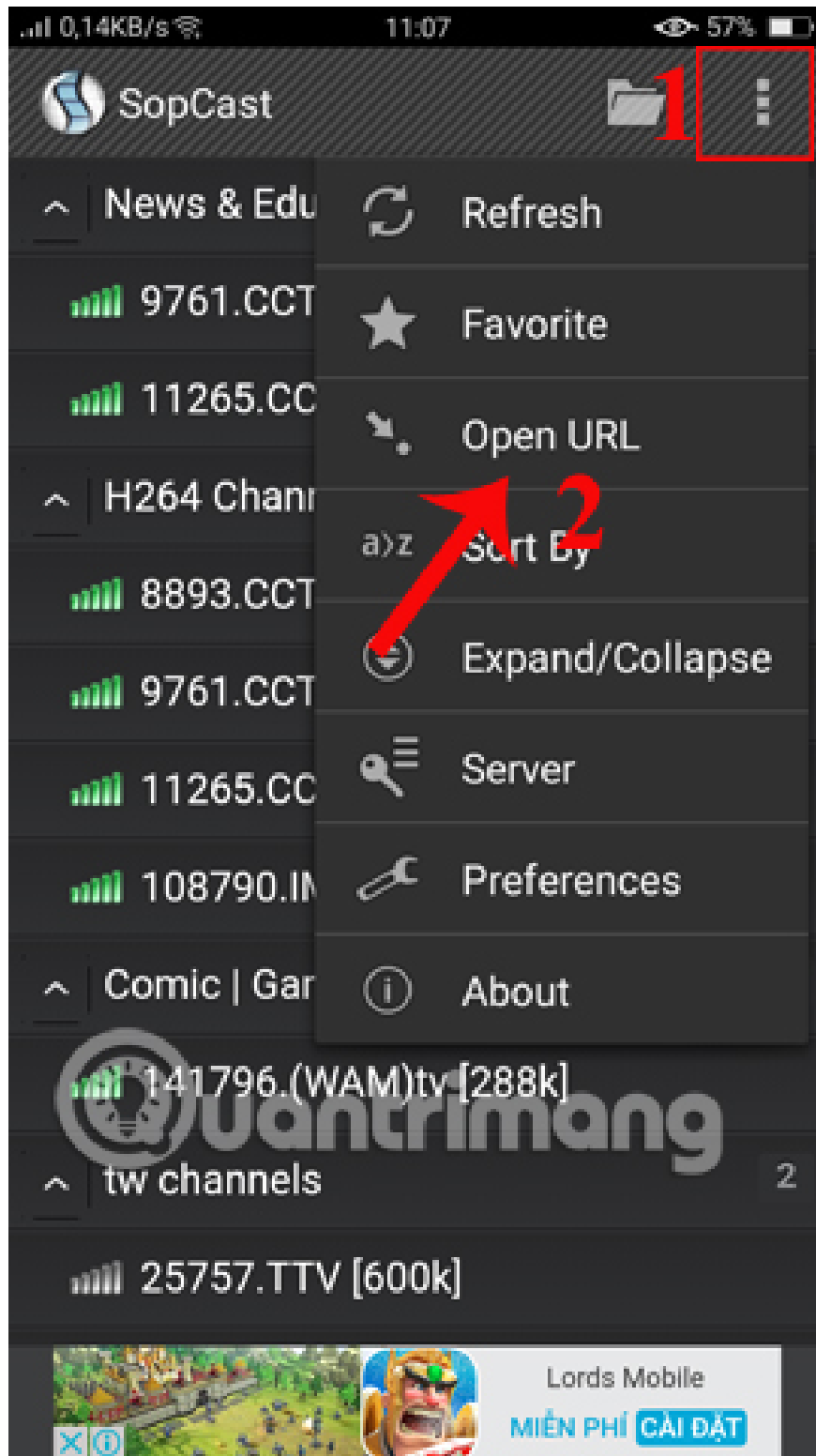
Version 1.2.8

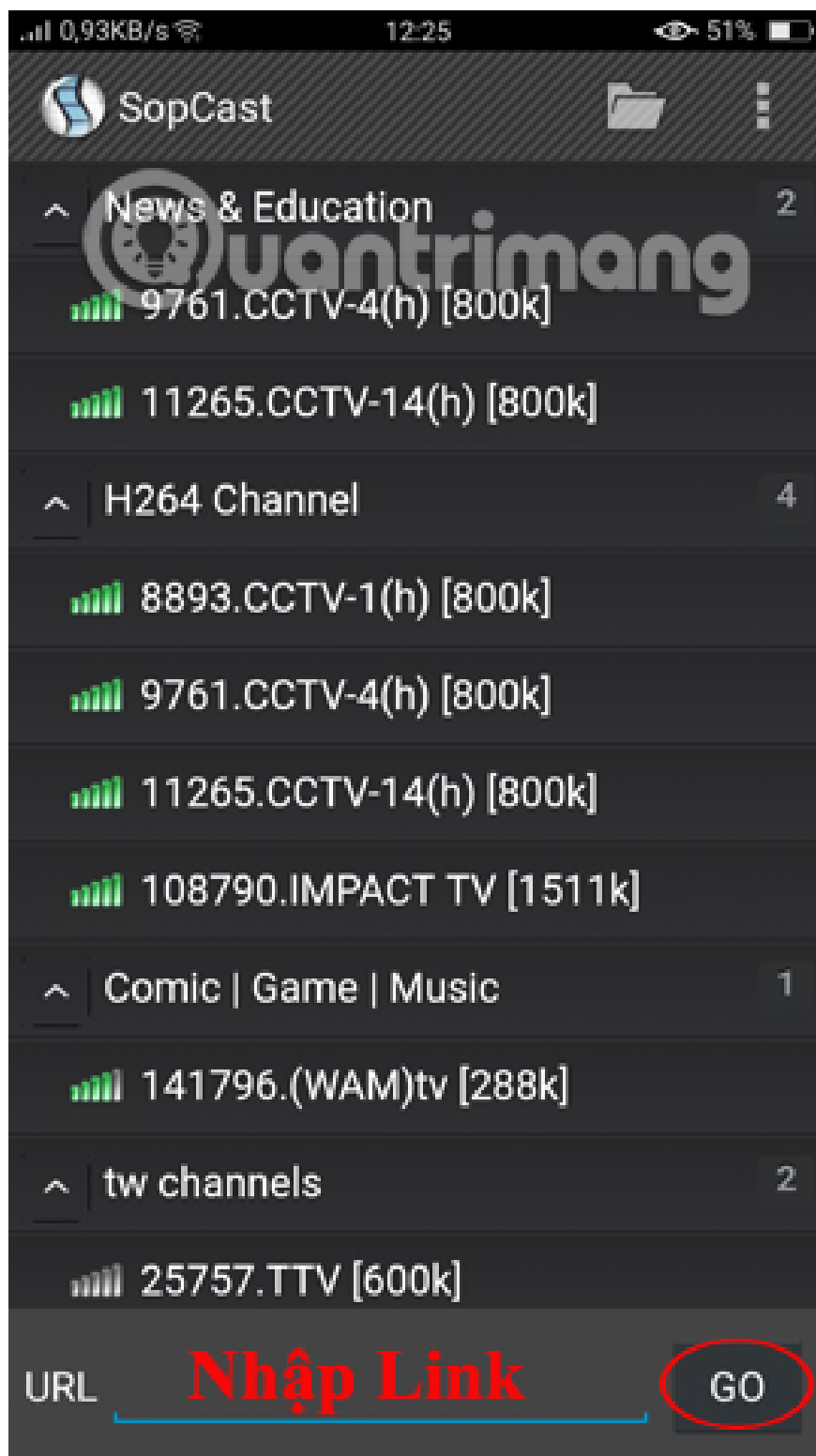


Step 5:

The main interface on the Sopcast Android will be the list of online channels. This interface will be different from the interface on Sopcast computer. At this interface, click on **the 3 dots icon** in the top right corner of the screen, select **Open URL** . Just below the interface appears **the URL entry box** .

We will need to enter Sopcast link for every match or show we need to watch. Then press **GO** to view the programs right on Sopcast Android.





Viewing live programs on Sopcast Android will be more limited than when watching with Sopcast on your computer. The screen is not wide enough, the sound is also medium. However, if you do not want to miss the exciting shows, confrontations between teams, Sopcast Android is an appropriate choice.

Refer to the following articles:

1. Fix "Can not access sopcast service" error on SopCast

1. Fix Sopcast screen error black, jerky or lag

You finished reading the article "**Guide to watching football on Sopcast Android**" edited by the [TipsMake](#) team. We hope this article has provided you with many useful tech tips and tricks. You can search for similar articles on tips and guides. Thank you for reading and for following us regularly.
