

# Guide to using AI to create functions and formulas in Canva Sheets

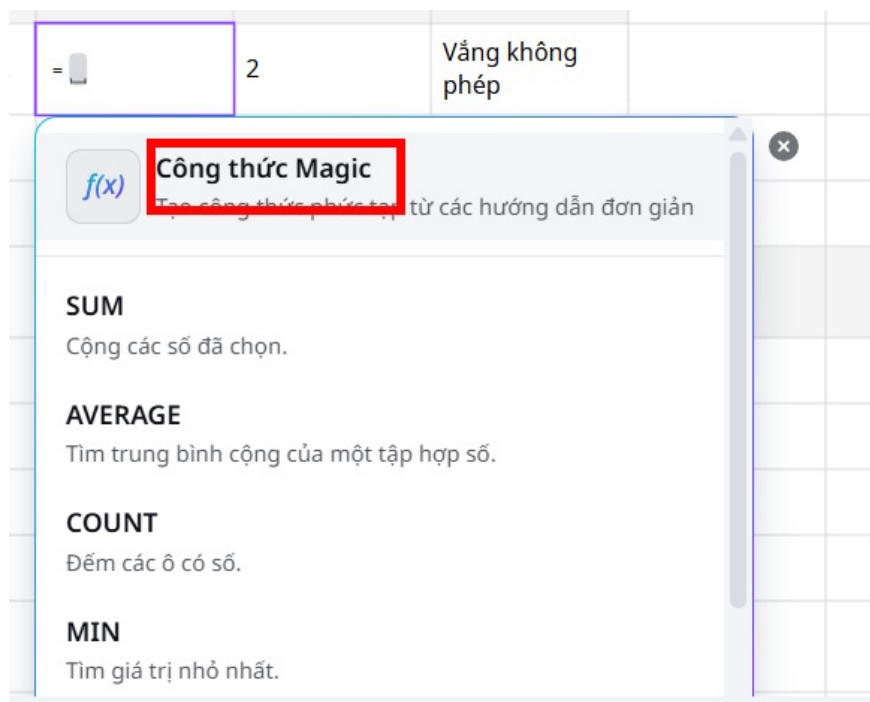
You can leverage AI to create functions and formulas in Canva's Sheets data tables. Based on your content processing requirements and formula creation needs, the AI tool will quickly generate functions or formulas.

You can leverage AI to create functions and formulas in Canva Sheets. Based on your content processing requirements and formula creation needs, the AI tool will generate functions or formulas to help you process that data. Below is a guide on using AI to create functions and formulas in Canva Sheets.

## How to create formulas using AI in Canva Sheets

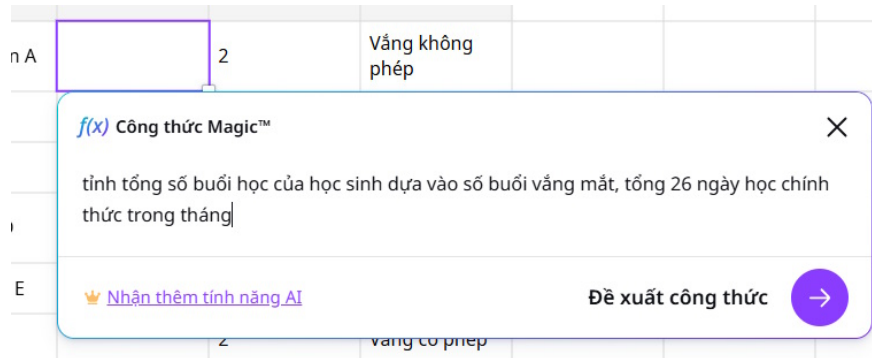
### Step 1:

We select the cell where we want to add the formula, then **press the equals sign (=) in the cell** to display the options. Now, select **Magic Formula** to apply the formula.

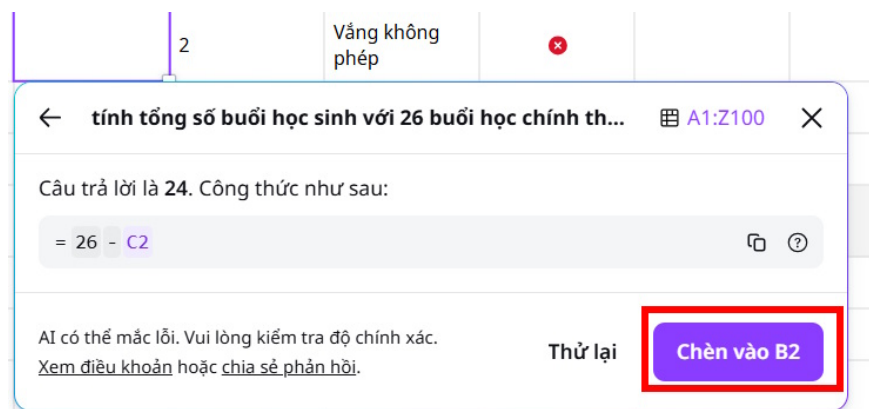


### Step 2:

A field will appear for you to **enter requests to create formulas or functions** for the data. Enter the data processing requirements you need in the field, then select **"Suggest Formula"** . Clearly and concisely state what you need to process.



You will see the formula generated by AI in Cana Sheets, along with the calculation results, which you can apply directly to your data table. **Click Insert** to use.



### Step 3:

Now, **drag the first result cell down to the other cells** to display the results.

$f(x) = 26 - C2$

O	A	B	C	D
3	Trần Thị B	25	1	Vắng có phép
4	Lê Văn C	26	0	-
5	Phạm Thị D	25	1	<b>Vắng không phép</b>
6	Hoàng Văn E	26	0	-
7	Đỗ Thị F	24	2	Vắng có phép
8	Ngô Văn G	26	0	-
9	Bùi Thị H	26	0	-
10	Dương Văn I	25	1	Vắng không phép
11	Phạm Thị J	26	0	-
12	Lê Văn K	26	0	-
13	Nguyễn Thị L	23	3	Vắng có phép
14	Trần Văn M	22	4	Vắng không phép

Continue experimenting with other function and formula creation commands as shown below.

**To calculate the attendance rate (%), create column E in percentage format, with only two decimal places.**

← tính tỷ lệ chuyên cần của học sinh, cột E với định d... A1:Z100 ✕

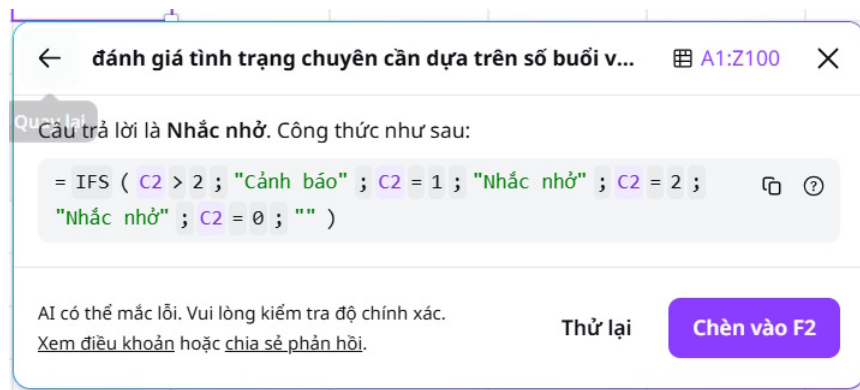
Câu trả lời là 0,92. Công thức như sau:

= ROUND ( ( B2 - C2 ) / B2 ; 2 )

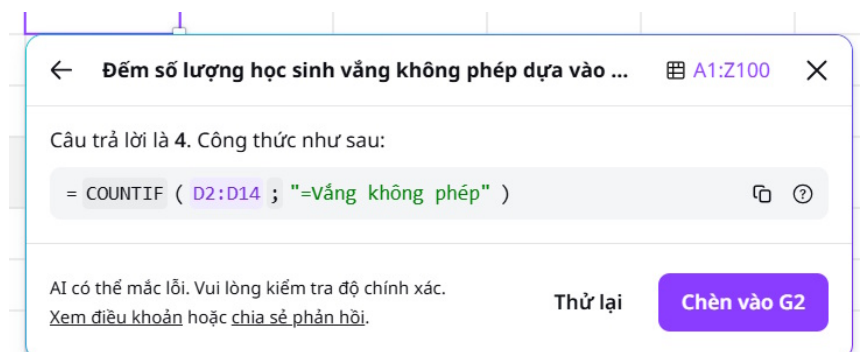
AI có thể mắc lỗi. Vui lòng kiểm tra độ chính xác.  
[Xem điều khoản](#) hoặc [chia sẻ phản hồi](#).

Thử lại Chèn vào E2

**Student attendance is assessed; more than two absences result in a warning, while fewer than two absences result in a reminder.**



Count the number of students **absent without permission** based on the notes column.



Find out which student is most often absent.



## Fixing AI-generated formula errors in Canva Sheets

AI formulas are not showing up in the spreadsheet.

1. You need to press = in a cell before selecting create formula.
2. Check your computer's internet connection.

The AI ??formula generated is incorrect.

1. If the typing prompt is incorrect or unclear, such as missing spaces or incorrect words, you will see an incorrect formula message.
2. The AI ??formula will suggest ways to fix the problem by modifying the requirements for creating the formula and the function that needs to process the data.
3. Select the suggestion to insert the modified formula.
4. Select the question mark icon (?) to see an explanation of the formula's effect.

You finished reading the article "**Guide to using AI to create functions and formulas in Canva Sheets**" edited by the [TipsMake](#) team. We hope this article has provided you with many useful tech tips and tricks. You can search for similar articles on tips and guides. Thank you for reading and for following us regularly.

---