

# Among Us Guide the rules and tips Among Us game helps you win every game

Among Us is a game that rains on the online community today. So what is Among Us, how to play, and what tips do you have to win every game? Let's find out in the following article.

Among Us is a game developed with a gameplay similar to the game Werewolf or Deceit. After entering the game room, you will randomly become either the Crewmate - the benevolent crew that must find the truth, or the Impostor - the evil impostor. Currently, you can download games on Android , iOS and Windows platforms .

## [1. Game interface and other terms you need to know on Among Us](#)

## [2. How to create and enter the room Among Us](#)

1. [Public playroom](#)
2. [Private playroom](#)
3. [Training room](#)

## [3. The rules of playing Among Us](#)

## [4. How to play Among Us](#)

1. [For Crewmate](#)
2. [For Impostor](#)
3. [For Ghost](#)

## [5. Tips and some notes when playing the game](#)

1. [For Crewmate](#)
2. [For Impostor](#)

## **1. Game interface and other terms you need to know on Among Us**

Here is the interface when you enter the game:



Inside:

1. Local: Create a play room with people who are connected to the same wifi and use the same device.
2. Online: Create and enter a game room with code. The game room can be Public to play with everyone on the server or Private to play with friends.
3. How to play: Basic tutorial for beginners.
4. Freeplay: Practice mode.



When playing Among Us, you will feel more attracted by the unique and new gameplay compared to the traditional version of Werewolf.

In the game Werewolf, you will have to sit still and wait for your function to be called. Therefore, you will be very boring if you accidentally fall into the "civilian" function.

As for Among Us, both sides have their own tasks to do, you can run around the map and comfortably operate.



To better understand the gameplay covered in the following sections of the article, you should know the following important terms:

1. Crewmates: The crew, similar to the good side in Werewolves.
2. Impostor: Impostor, similar to the evil faction in Werewolves.
3. Tasks (only for crewmates): The task that crewmates must complete throughout the game. There are also Fake tasks (fake tasks) to help impostor easily blend into crewmates.



1. Sabotage (impostor only): Disruptive function intended to prevent crewmates from completing duties, with waiting time for recovery.
2. Kill (impostor only): Kill crewmates, have time to recover. Crewmates will leave their bodies on the map after being killed.
3. Vent (impostor only): The vent, which helps the impostor hide and run away after killing crewmates. Vent through between rooms in the map together.



1. Report: When a corpse is found, you can report it to the emergency meeting and proceed to vote.
2. Emergency meeting: Hold an emergency meeting when it detects and suspects the impostor, has time to wait for recovery.
3. Vote: Vote to choose the suspected impostor. Skip vote is used when you are not sure who the impostor is and do not want to vote by emotion.
4. Ghost: After being killed by the impostor, or by everyone vote to kill you, you will become a ghost, regardless of impostor and crewmates.

## 2. How to create and enter the room Among Us

### Public playroom

Step 1: At the main interface of the game, choose Online. In the Public section, select the next Find game.



Step 2: The next interface appears allowing you to customize the public room you want to enter. Inside:

1. Map: Select the map you want. There are 3 maps for you to choose from with different mission systems: THE SKELD, MIRAHQ and POLUS.
2. Impostors: The number of impostors in the game. You can choose between 1, 2, 3 or any quantity.
3. Chat: The default language that people use to talk to each other during the game.



Step 3: After customizing, a list of rooms that meet the conditions will appear, along with information about the number of current players in the room. Click to select the room you like.

## Private playroom

To create a private playroom, follow these steps:

Step 1: At the main interface of the game, select Online> Host> Create game.



Step 2: Customize the playing room as you like, including map, maximum number of players, number of impostors, display language.

Step 3: Click Confirm to confirm room creation. Then, share the Code with your friends.



To enter a private playroom, receive the Code from the room owner and enter the box Private> Enter Code. Then, press the arrow key next to confirm.



To exit the current room, click the gear icon on the right corner of the screen, then select Leave Game. Here, you can also adjust the volume and control of the character.

## Training room

At the main interface of the game, you choose Freeplay. Then, you can choose between 1 of 3 maps to practice. Training mode will have no impostor, the crewmates that appear are just standing NPCs and have no other role.



This mode will help you get used to the game's actions, as well as practice performing the duties of crewmate and impostor.

You can customize which side you want to practice, as well as its own tasks in the Customize section (the computer is located in the first room you stand in).

### 3. The rules of playing Among Us

To win in Among Us, the first thing you need to know is the mission of each faction as well as the conditions for winning that side.

Things to do :

Crewmate

1. Do missions around the map. Each player will have their own task to do.
2. Repair impostor damaged areas.
3. Cadaver discovery and reporting.
4. Hold an emergency meeting when it is suspected that someone is the impostor.
5. Vote removing impostor.

Impostor

1. and pretend to be on duty.
2. Disrupt (sabotage) to prevent the crewmate from completing missions.
3. End the target when the opportunity arises.
4. Hide and run to another room via Vent.
5. Pretend to prove your innocence while everyone is voting.

Win conditions:

Crewmate

1. Removes all impostors present in the game.
2. All crewmates complete their own duties. Who the impostor is at this point is no longer important.



## Impostor

1. When the number of crewmate remaining equals the number of impostors available, the impostor wins.
2. When crewmate did not promptly repair the oxygen system and reactor within the allotted time.



## 4. How to play Among Us

### For Crewmate

The tasks that crewmate needs to do are displayed in the dialog box in the upper left corner of the screen with the progress bar.

In addition, players can also check the map to know what area they need to do. Those locations will show a yellow exclamation point.



There are many tasks to be done by crewmates, each with a different system of tasks, such as garbage collection, wire repair, file transfer, . Right hand, the USE button will light up allowing you to click and complete your mission.



There will also be emergency missions messed up by the impostor. You just need to follow the arrow direction to the designated area for the repair within the time allowed.

When moving around the map, if you find a corpse of a teammate, please report it by pressing the REPORT button, an emergency meeting will take place.

During the meeting, provide all the information you currently have, such as the location where the corpse was found, the suspect moving in the vicinity, . to help other teammates with find the impostor.

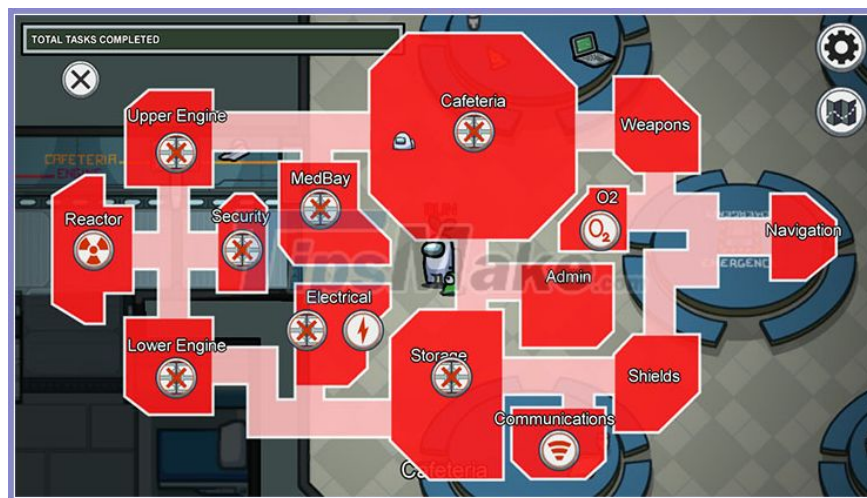


Vote by clicking on the player and select the blue tick. You can also choose Skip vote in the absence of all the necessary information and do not want to remove anyone.

## For Impostor

Impostor will not have to do tasks like crewmate but instead are Fake tasks to help you blend into this faction. These Fake tasks you will not need to do, just pretend you are doing, so the taskbar will not increase.

Proceed to mess up whenever necessary using the SABOTAGE button in the bottom right corner of the screen. There are types of disturbances such as disrupting the oxygen system, breaking the electrical system, breaking the communication system, closing the door, .



Impostor can also self-correct these troubles to distract crewmate.

As soon as you get the right opportunity, finish off all targets with the KILL button. Then proceed to cover, and move to another room through Vent.



Impostor may also self-report corpses to distract crewmate.

During the voting process, you need to pretend to prove your innocence, and blame other players. This will split the crewmate, causing them to doubt each other.

## For Ghost

Unlike the traditional version of Werewolf, players removed in Among Us will turn into a ghost and stay until the end of the game, even if they belong to the crewmate or impostor faction.



Ghosts will not be visible to surviving players, only each other, and will have a private messaging channel with each other. Ghost can move through walls and walk around the map to keep an eye on the remaining players.

1. If you're a crewmate turned ghost, keep working on your unfinished missions to help push the side's progress bar. However, sabotages created by the impostor will not work.
2. If you're an impostor turned ghost, support your surviving teammate by helping mess up and shut down when needed.



## 5. Tips and some notes when playing the game

To make it easy for you to win every game, the article will also suggest more cool tips that you should apply while playing the game, as well as notes that you should avoid. Read through the tips below and practice with your friends.

### For Crewmate

1. Avoid going alone: ??Go with people you trust and know for sure they are not impostors to avoid assassination.
2. Follow other members on quests: Some quests will have animations attached. If these effects are visible, the person you're watching is the real crewmate.

This mission includes:

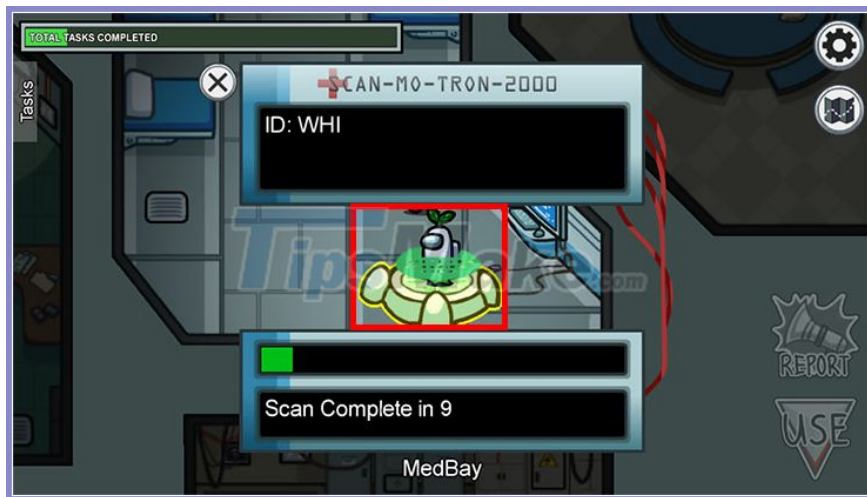
+ Garbage at Storage



+ Shoot meteors in Weapon room



+ Submit scan at Med Bay



+ Paint protective coat at Shield.



For these tasks you should also save them until another crewmate is nearby that needs to be checked.

Also, some tasks can only be performed after completing another task beforehand, such as the file transfer task (download and upload).

There are only 5 locations that you can download: Cafeteria, Weapons room, Navigation, Communications and Electrical. There is only one location that allows you to upload is the Admin room.



Therefore, if you discover that a member who just entered the game has run to the Admin room to upload, it is most likely impostor.

In addition, some short tasks only need a few seconds to perform, eg Diverted power at Electrical, Navigation and Engine rooms; or align the engine output (Align engine output), . If detecting a member standing in these positions for too long, the person is likely to be impostor.



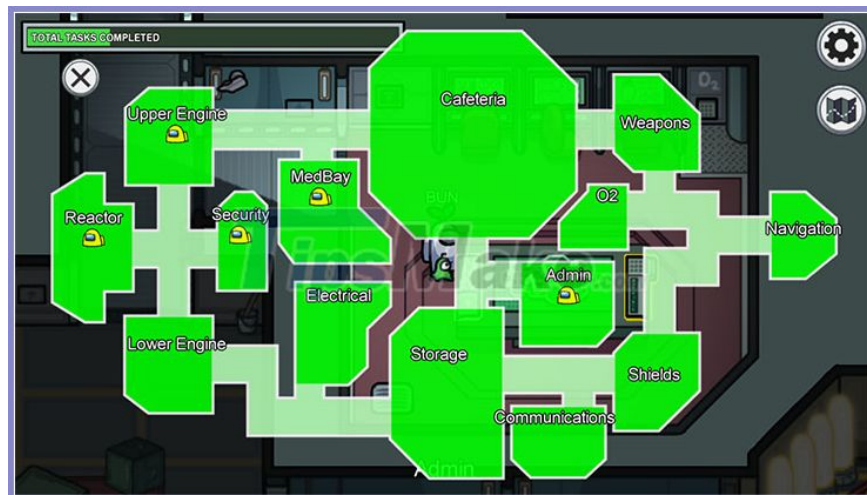
1. Track progress bar: Each time completing a task, the progress bar will increase. If the impostor is just pretending to be on a mission, you should be able to easily spot it.
2. Observe the camera in the security room (Security): The camera in the security room will help you see 4 areas in the map to know who is moving near that area when a member on the train is killed.



?

1. Observe the moving map in the administration room (Admin): The map in the Admin room will be a great tool for you to detect the impostor jumping vent.

In addition, this map also helps you detect corpses. If a certain spot flashes, from 2 members in the room, suddenly there is only 1 and then immediately returns to 2, then that room has already been terminated. If you hurry and run there, you will likely find out that the impostor has committed the crime.



1. Observe the vents from the next room: You don't have to be in the same room to see the vent open and close, which you can see even when standing in the next room.

For example, if you are standing in the Security room and see the ventilation lid of the Med Bay room open and close, you should immediately check the camera to see which member has run out from this room.



1. Don't trust one too much: An important criterion when making a crewmate is to be smart in all situations. Should not put full faith in anyone, even someone else believes in that member, because maybe they are a couple impostor "trust" each other. Just believe in what I saw with my own eyes.
2. Take advantage of the emergency meeting: Even if a corpse is not detected, you can still call an emergency meeting. This feature will make it easier for people to exchange the information they observe in the game and remove the impostor before the impostor finishes.



## For Impostor

1. Perform Fake tasks: Select areas where many people perform tasks like admin, electrical, . and avoid areas with animation effects.

At the same time, to avoid being detected when fake tasks, impostor should only move after waiting for another crewmate to complete their tasks to pretend like they have just finished their tasks (because fake tasks are not done by themselves. increase progress bar).



Some tasks are long tasks such as transferring files, repairing wires, refueling, etc. that take a long time to perform. You should pretend to perform these tasks.

In particular, wire repairs need to be done several times to complete and push the progress bar. Therefore, if you pretend to do this task then you will not be suspicious.



1. Sabotage is the deciding factor: Be wise in your choices of disturbance and pretend to correct your own troubles to avoid suspicion.

Never stand still while choosing the sabotage to execute. Move with your left hand (or keyboard) while messing with your right hand (or mouse).

Another trick when messing around is that you mess around on one side of the map to bring everyone there, and finish off the target on the other side.



As an impostor, you need to be aware of the following important troubles:

Destruction of oxygen systems and reactors: These 2 disruptors require crewmate repairs within the allotted time. Make use of it when needed.

+ Destroy the Communications system: When the system is broken, all crewmate missions will be hidden, even in the quest bar and on the map. At the same time, the cameras in the security room will also stop working.



+ Turn off the lights and close the door when necessary: ??These 2 disturbances will help you finish your goal neatly, without being detected, use it when the time is up. While the lights are off, crewmate will still be able to observe the security camera, so pay attention to these areas.



1. Avoid being detected by security cameras: In 4 observable areas in the security room, there will be 4 cameras attached. If someone in the security room is monitoring, the camera will blink red. You should avoid finishing during this time.
2. Finishing distant targets: You don't need to get too close to the target to finish them off, you can finish at a certain distance and run away quickly after finishing.



1. Make use of the map in the admin room: The admin room is a danger to the impostor but is also a great tool for impostor to detect who is alone in the room. Use vent to get there.
2. Limit vent jumps if not required: Vent is a convenient way to hide and move exclusively for the impostor. However, you should pay attention when jumping vent to avoid detection, especially when the crewmate use the map in the admin room to observe.



1. Always observant, calm and confident: A successful impostor except the ability to distract and cause confusion, calm and confidence are the two deciding factors. Always find a compelling reason to avoid a suspect.



For example, if you are suspected of not doing a mission, you could justify "I am watching other members do their duty". Or being found standing near the vent, the best reason would be "I just discovered the suspicious movement of another member".

A compelling reason not only helps you get rid of the suspicion, but also redirects the suspicion to another member.

The above article has helped you better understand how to play Among Us as well as good tips that you should apply. Try it out with your friends.

Wish you happy gaming.

You finished reading the article "**Among Us Guide the rules and tips Among Us game helps you win every game**" edited by the [TipsMake](#) team. We hope this article has provided you with many useful tech tips and tricks. You can search for similar articles on tips and guides. Thank you for reading and for following us regularly.

