

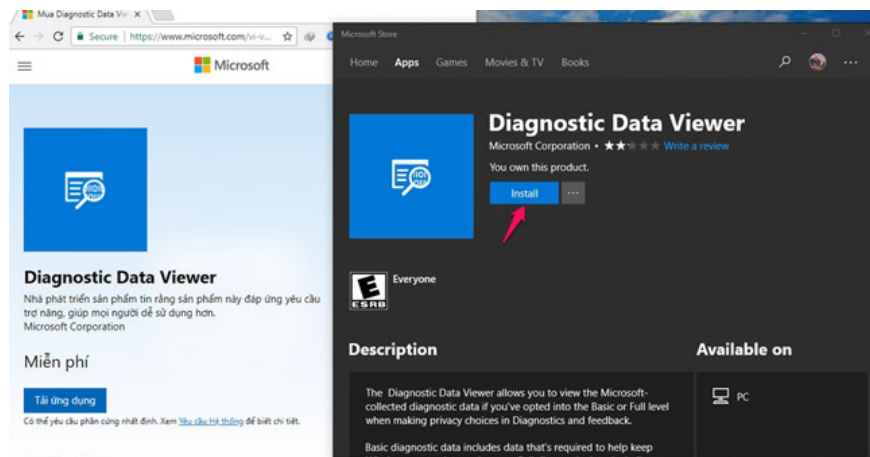
# Guide to see which personal data has been collected by Microsoft on Windows 10

The following article will guide you how to view the collected data in Settings with Windows 10 version version 17083 through the Diagnostic Data Viewer application.

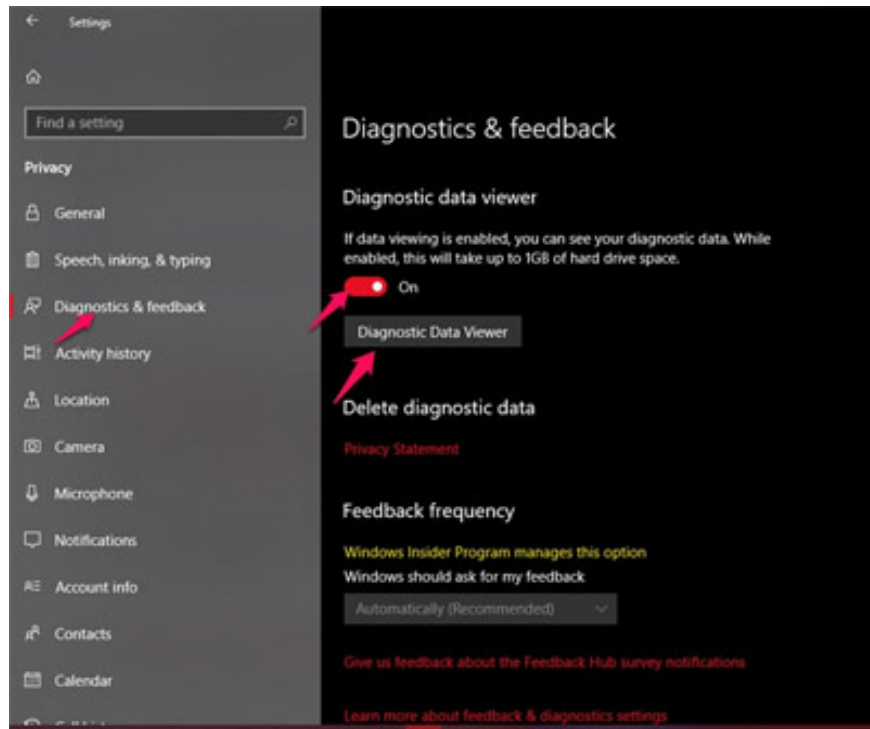
From the first version, Windows 10 began collecting user data. And recently to reduce users' fears, Microsoft has updated the new feature to allow users to choose the data that Microsoft has the right to collect.

The following article will guide you how to view the collected data in Settings with Windows 10 version version 17083 through the Diagnostic Data Viewer application.

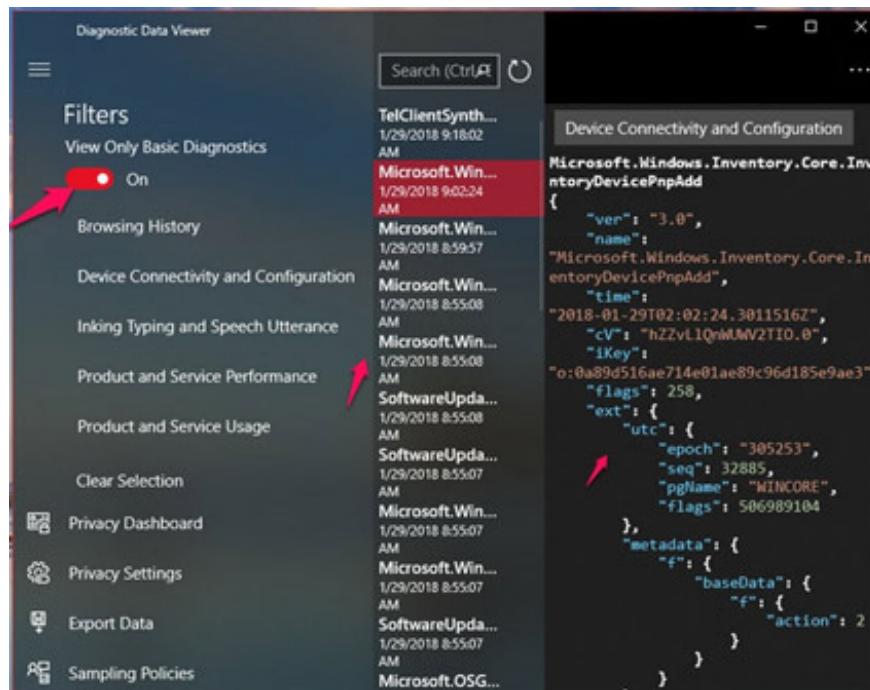
**Step 1 :** Download the Diagnostic Data Viewer application to your computer.



Or you can go directly to **Windows Store** by going to **Settings** -> choose **Privacy** -> choose **Diagnostics & feedback** -> click on **Diagnostic Data Viewer** to download the application (this application only works on Windows 10 Insider Build version 17083).



**Step 2 :** After opening the application, at the main interface you click on the custom item and turn on **View Only Basic Diagnostics** .



1. Detailed information such as browsing history, device configuration, Inking, device speed and performance . can be sorted by category.
2. Usage data of services such as detailed information about operating systems, applications, use of equipment and services.
3. Store and install software such as installed applications, installation history and device updates.

You can delete any personal data you don't want for Windows 10 by clicking Privacy Settings in the application to go to Settings in Windows 10. However, to do this you have to wait until this feature is true. perfection, because Windows Insider has automatically enabled the full data collection feature.

See more:

1. Microsoft will tell you what your data is being collected in Windows 10 in the next update
2. Microsoft launched a Windows 10 KB4073291 cumulative update, including the offline installer
3. Download two PDF editing applications worth over 700 thousand free on Windows 10

You finished reading the article "**Guide to see which personal data has been collected by Microsoft on Windows 10**" edited by the [TipsMake](#) team. We hope this article has provided you with many useful tech tips and tricks. You can search for similar articles on tips and guides. Thank you for reading and for following us regularly.