

Guide to save data for calls on Telegram

Like WhatsApp, Telegram now has a feature that helps users save data usage when making calls, helping you reduce data usage without significantly affecting call quality.

Like WhatsApp, Telegram now has a feature that helps users save data when making calls. When you use mobile data, making video or voice calls requires a lot of data. If so, enable the data saving option on Telegram, which helps you reduce data usage without significantly affecting the quality of the call. Here are instructions for enabling call data saving on Telegram.

How to enable call data saving on Telegram

Step 1:

At the Telegram interface, users click on **Settings** in the lower corner of the interface. Switch to the new interface, users click on **Data and Storage** .

Sort

Contacts



Search





Access to Contacts

Please allow Telegram access to your phonebook to seamlessly find all your friends.

Allow Access

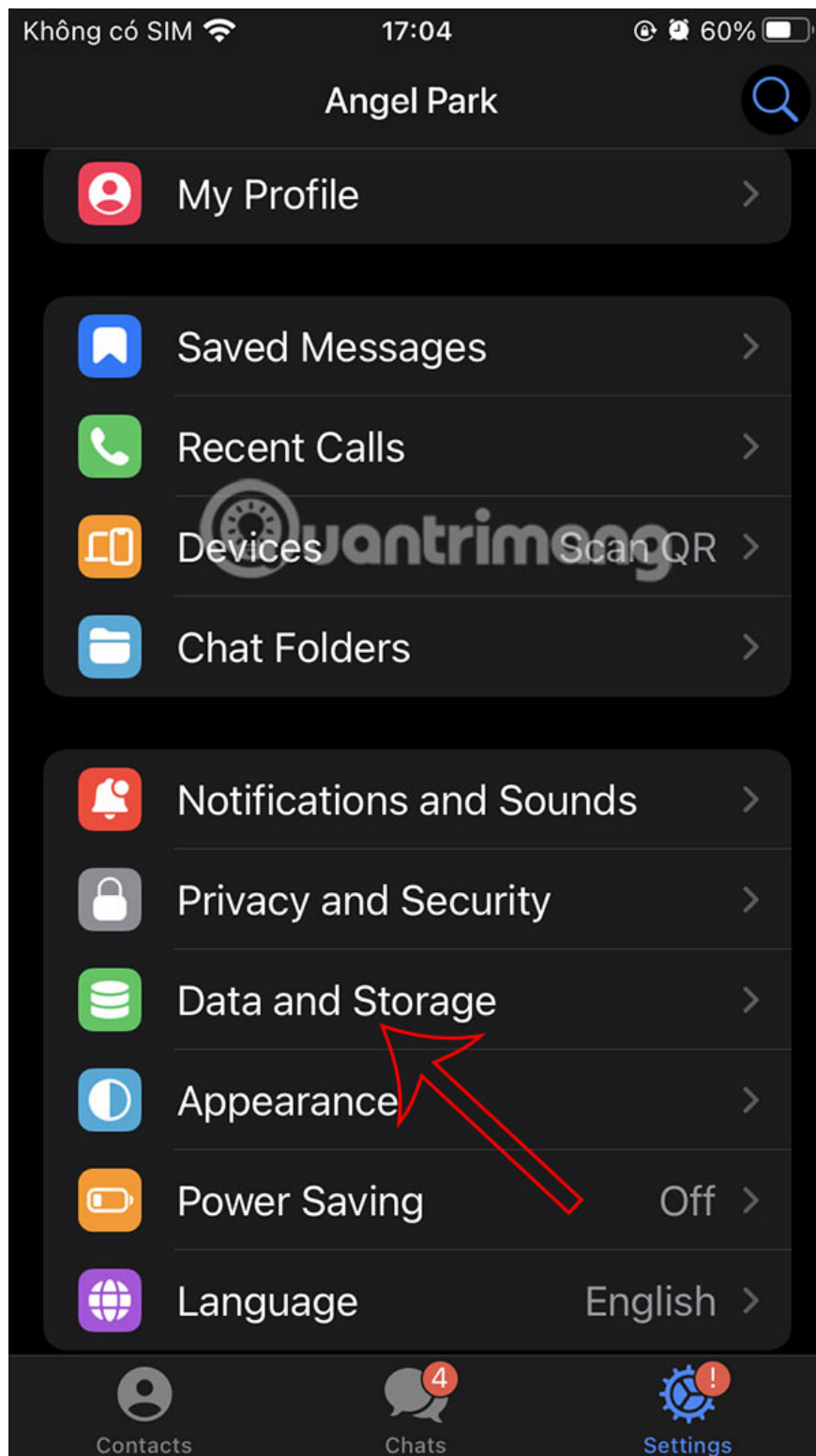
[Privacy Policy](#)



Contacts

Chats

Settings






Step 2:

In this interface, users need **to enable the Use Less Data for Calls setting** to save data when making calls on Telegram.

[Back](#)

Data and Storage

SAVE TO PHOTOS

-  Private Chats Off >
-  Group Chats Off >
-  Channels Off >

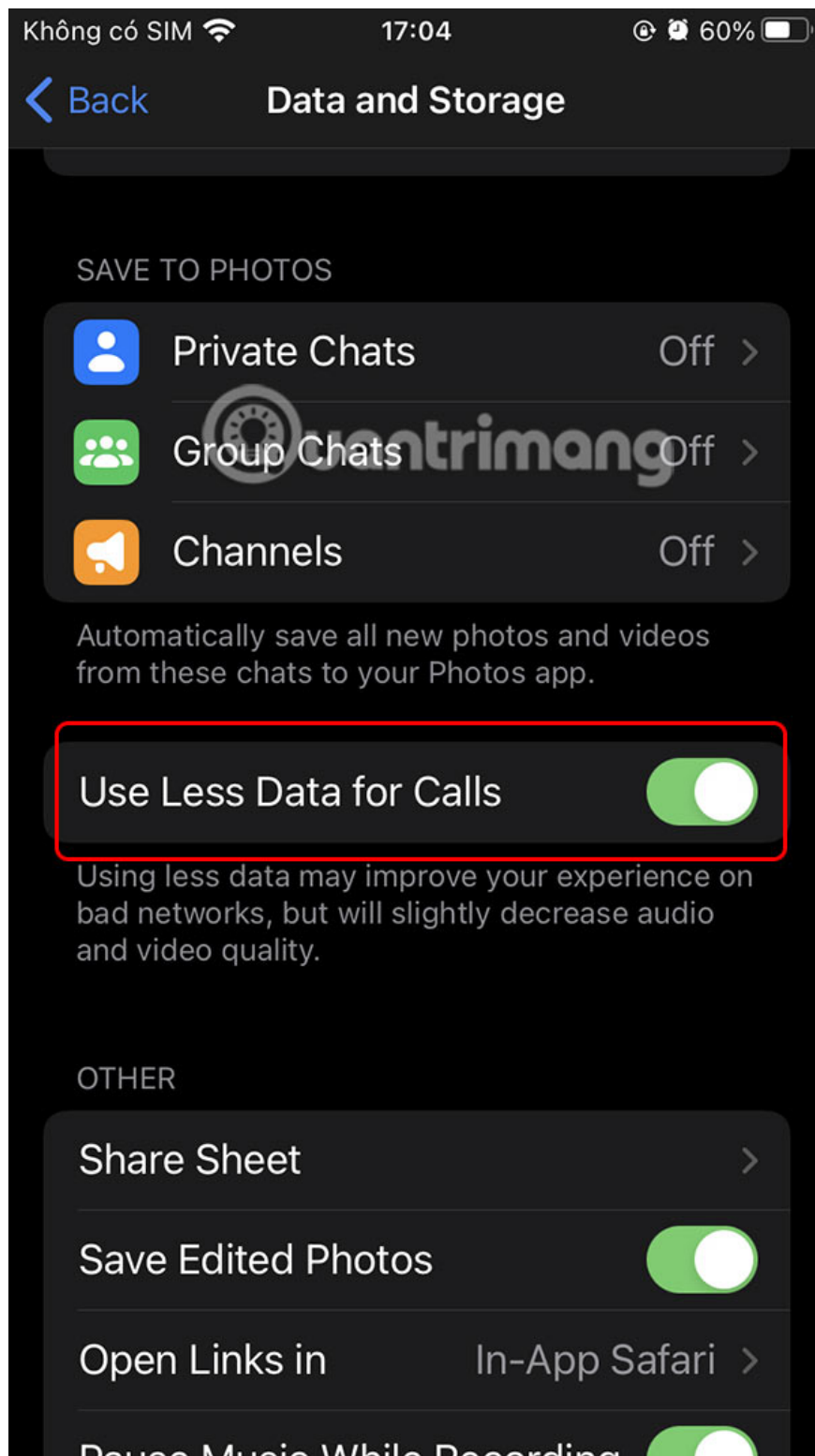
Automatically save all new photos and videos from these chats to your Photos app.

Use Less Data for Calls

Using less data may improve your experience on bad networks, but will slightly decrease audio and video quality.

OTHER

- [Share Sheet](#) >
- [Save Edited Photos](#)
- [Open Links in](#) In-App Safari >
- [Pause Music While Recording](#)



With Telegram on Android, you have an additional option Only while roaming as shown below. We can also change it if we want.

1. Always: This option will reduce data usage for all calls, whether you're using cellular data or Wi-Fi.
2. Mobile Data: This option only applies when using mobile data, helping you save on mobile costs while still not affecting Wi-Fi calls.
3. Never: keep data usage at normal levels for best call quality.

Data and Storage

Reset Auto-Download Settings

Save to Gallery

Private Chats

Off



Use Less Data for Calls

- Never
- Only while roaming
- Only on mobile data
- Always

Cancel

Calls

Use Less Data for Calls

Only while roaming

Proxy

Proxy Settings

Delete All Cloud Drafts

Data and Storage

Reset Auto-Download Settings

Save to Gallery

Private Chats
Off



Use Less Data for Calls

- Never
- Only while roaming
- Only on mobile data
- Always

Cancel

Calls

Use Less Data for Calls Only on mobile data

Proxy

Proxy Settings

Delete All Cloud Drafts

You finished reading the article "**Guide to save data for calls on Telegram**" edited by the [TipsMake](#) team. We hope this article has provided you with many useful tech tips and tricks. You can search for similar articles on tips and guides. Thank you for reading and for following us regularly.
