

Guide to removing viruses using Avast Antivirus

Computers infected with viruses can cause data loss, slow performance, and security risks. Avast Antivirus is a free antivirus software that effectively scans and removes malware. Let's explore how to use Avast to protect your device.

Avast Antivirus provides comprehensive computer protection with powerful virus scanning capabilities. Users can perform quick scans, full system scans, or set up automatic scans to prevent malware.

Guide to removing viruses using Avast Free Antivirus

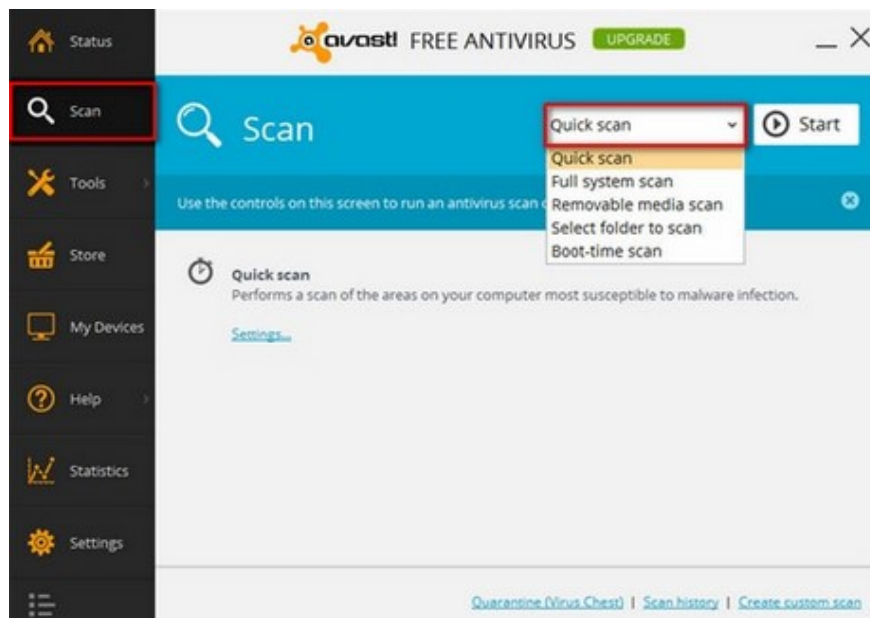
Download and install **Avast Free Antivirus** for your computer.

Scan for Viruses

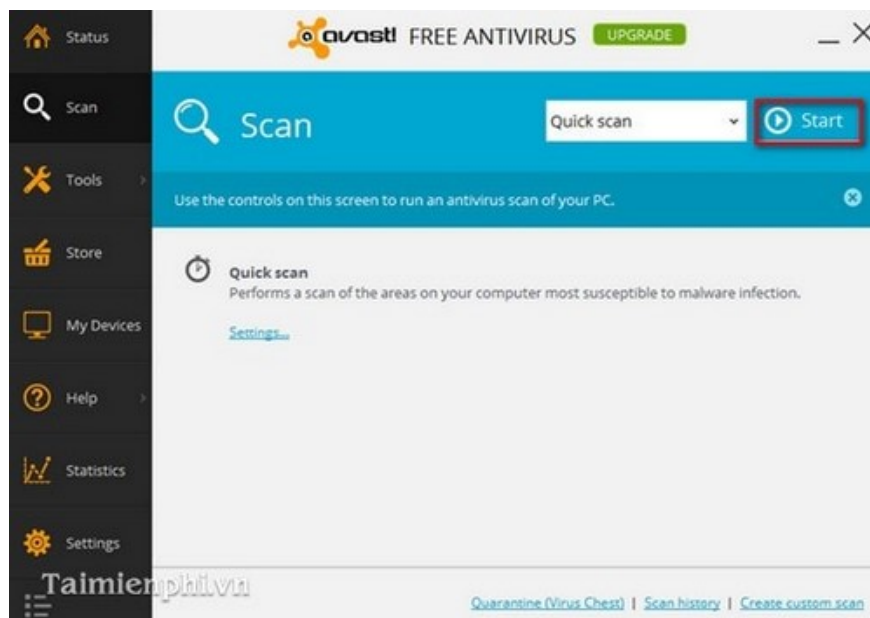
Step 1: Launch the software. Select the **Scan** tab .

Step 2: Choose your scanning method.

1. **Quick scan:** Performs a scan of areas on the computer that are vulnerable to malware.
2. **Full system scan:** A deep scan of the system (thorough but slow).
3. **Removable media scan:** Scans all removable storage devices connected to the computer.
4. **Select folder to scan:** Perform a scan of the entire selected folder.
5. **Boot-time scan:** This scan will run automatically the next time the system starts up.



Step 3: After selecting the scanning mode, select **Start** to begin the scanning process.



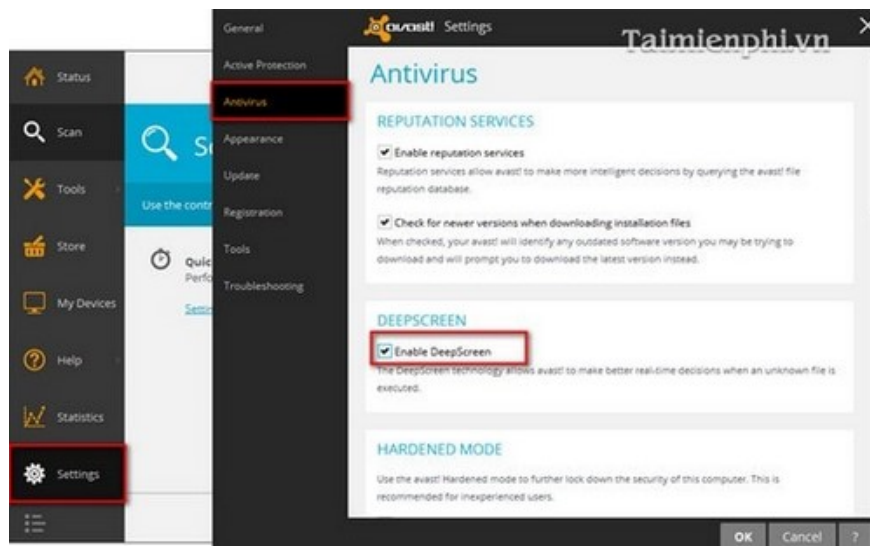
Protect your computer with Avast Free Antivirus.

Protect your computer more comprehensively with the new features of Avast! Free Antivirus.

1. Deep Screen

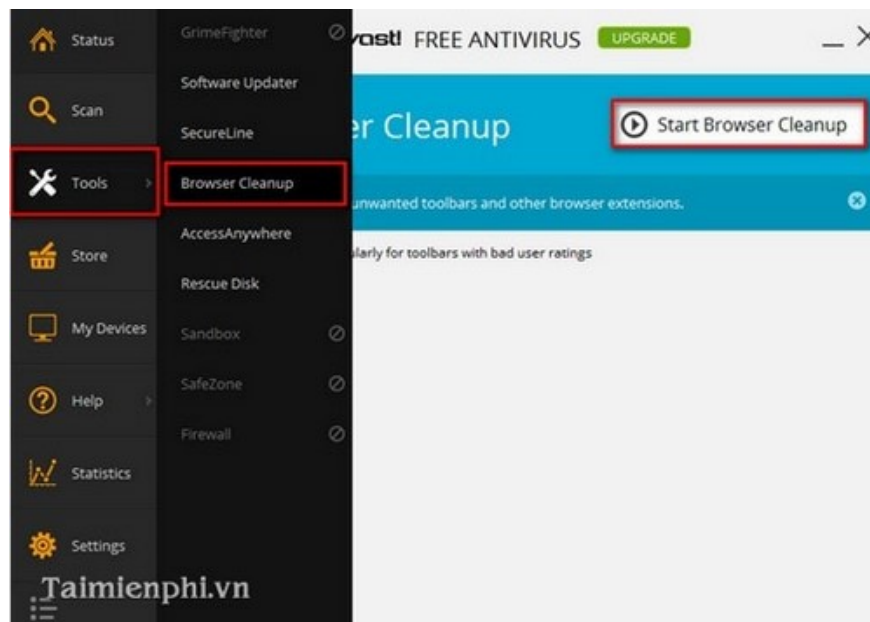
This feature helps Avast! make smarter decisions when a file from an unknown source is executed.

To enable this feature, go to **Settings ? Antivirus ? Enable Deep Screen.**



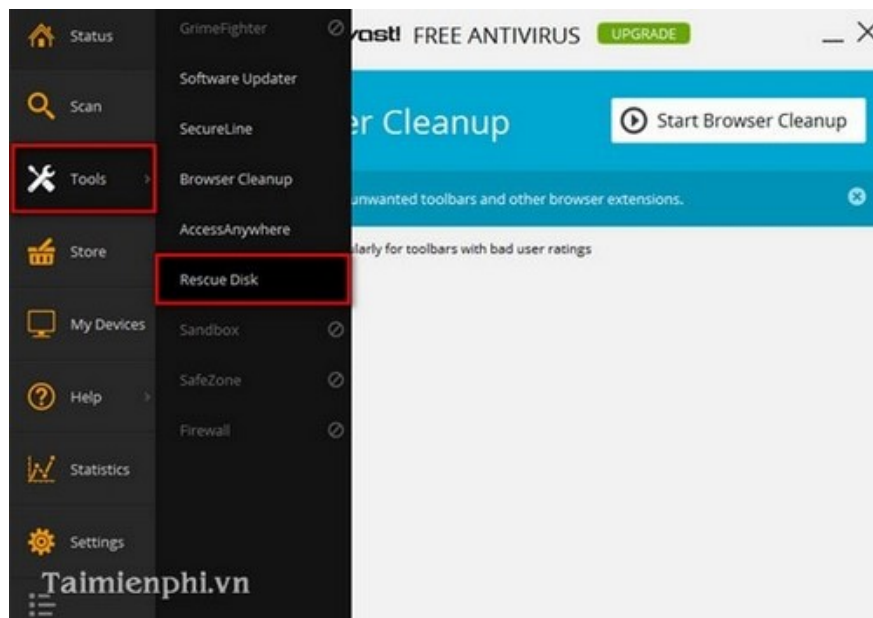
2. Clean up your browser.

Helps remove unwanted toolbars and other browser extensions.



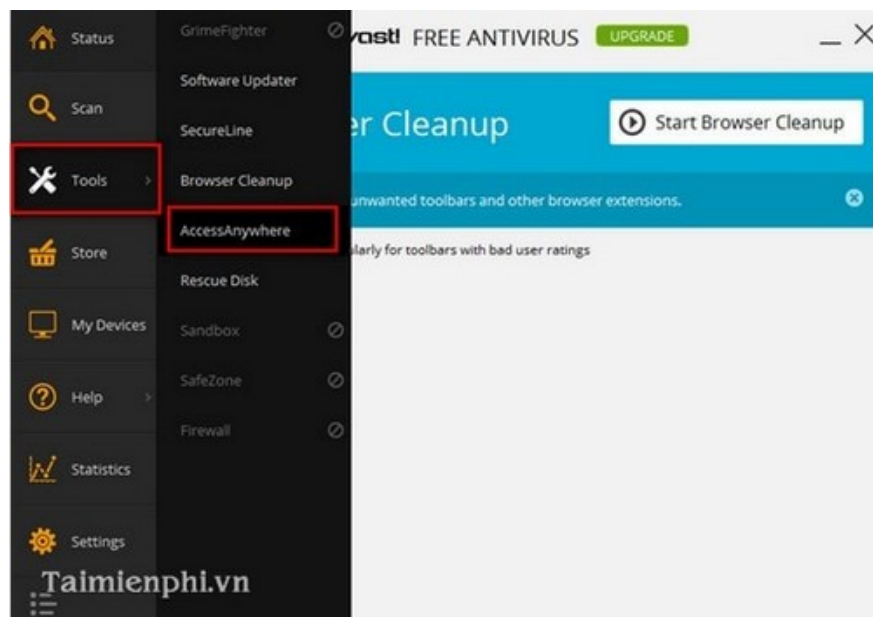
3. Rescue Disc

Create a special bootable CD or USB drive for offline computer scanning and cleaning.



4. Access from anywhere

It gives you complete control over your computer no matter where you are.



In addition to basic virus scanning features, Avast Free Antivirus also supports real-time protection, helping to prevent malware from infiltrating the system.

Currently, many free antivirus software programs such as Trojan Virus and Avira are highly rated for detecting and removing Trojan viruses, helping to protect data and computer systems from dangerous malware. To completely eliminate Trojan viruses, you should combine a full system scan with the use of specialized tools to prevent potential threats.

You finished reading the article "**Guide to removing viruses using Avast Antivirus**" edited by the [TipsMake](#) team. We hope this article has provided you with many useful tech tips and tricks. You can search for similar

articles on tips and guides. Thank you for reading and for following us regularly.
