

# Guide to play Adorable Home for newbies

how to play adorable home? This is a guide to playing Adorable Home for beginners, how to play simple and nothing complicated for a simulation game.

**Adorable Home** is a simulation game of life on mobile. You and your spouse will together build your house with details such as interior and exterior accompanied by one or more cats in your house.

When raising cats you will have to bathe, feed them, play with them and trim their nails. Those actions will bring you love, which is something that you can shop for things in the house like sofa, carpet, TV shelf, bonsai . to decorate and can open the box to buy more notes. new cat.

How to play Adorable Home is quite simple, but if you are new, you still need to look through a few guidelines in this article.


## How to play Adorable Home specific to newbies

**Step 1:** At the beginning of the game, you have to choose a language, unfortunately the Adorable Home does not currently support Vietnamese.

中文 English Español Français 한국어

日本語 Deutsch Melayu русский Português


Choose your partner, you can choose one male or one female or choose both male or female. Name yourself and your partner and click **Confirm** .




**Step 2:** In the beginning of the game, click on the character's dialogue to skip this conversation.




Now, your living room will only be available like this, you need to add something to your living room. Follow the initial instructions for feeding the cat.




This is also where you feed your cats.




The first task to feed the cat so you will receive 1500 hearts, this is the main money in the game and you will use this money to shop for your door.



The money symbol will be displayed in the upper right corner.



Click on it and you'll see a menu to buy hearts appear, accompanied by views to get hearts for free.



Then, after having money, go to the house icon in the lower right corner> select Shop. Here you will see items like:

1. Lounge Items: Furniture items for the living room.
2. Garden Items: Garden item items, must unlock a garden to choose.
3. Bedroom Items: Bedroom furniture.
4. Bathroom Items: Bathroom furniture.
5. Foods & Boxes: Foods in the box.
6. Cat Boxes: Cat box, open to get more cats.



The items in the living room include:

1. Electronics: Including TVs, Fans, Air conditioners, etc.
2. Sofas: Sofas, including separate pillows.
3. Tables: Living room tables
4. Cabinets: TV shelf
5. Chairs: Seats
6. Carpets: Carpets, including doormat, rugs.
7. Stairs: Stairs
8. Lamps: Lamps
9. Potted Plants: Plants
10. Vases: Vase
11. Amusement: Entertainment, including large Teddy Bear, Piano and aquarium.
12. Decorations: Ornaments, including wall murals, Christmas trees, Christmas wreaths, etc.
13. Others: Other items, including bookshelves, fireplaces, clothes hangers, frames



If you buy one, you'll see Bought in the middle.



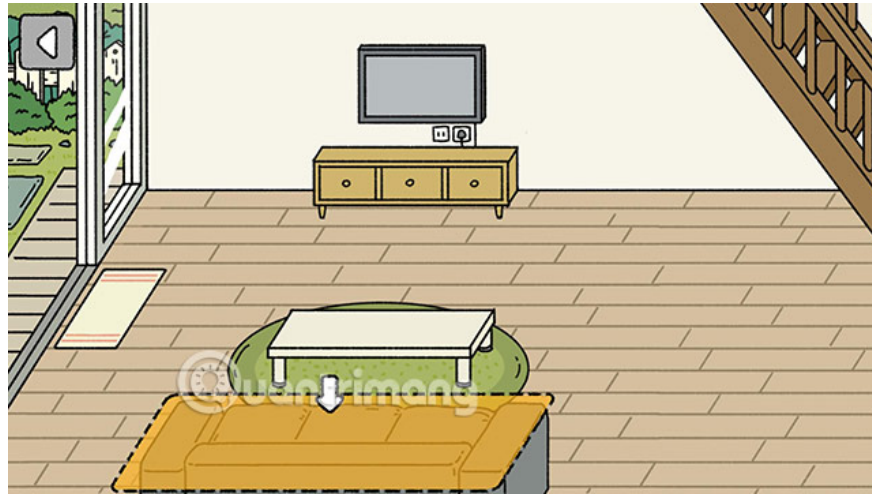
To replace the decoration item with the item you bought, click the home icon > select Mine.



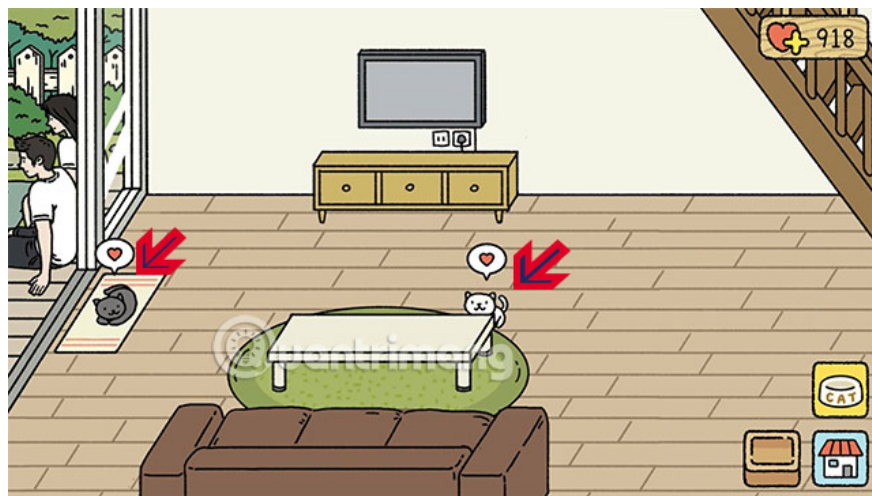
This will be what you purchased, click on the item you just bought and choose Yes to replace.




You will then see the item position being replaced.



To make money in the game, buy the cat, then they will appear in the living room. When they appear in the heart shape as shown below, click on the cat you want to take care of.




You can cut your cat's nails, bathe and play with them.



With nail clippers, you slide your finger into their nail to cut the nail and do not put your fingers in the pink meat.

When you are full of hearts above, you have earned money, but if the yellow lightning icon is full of cats it is angry, but to be angry you will not make money anywhere. Once completed, you will be given the option to watch a video to receive twice the amount or to receive the full amount received.



After each meal, too, the cat will pay you a little "affection". You can change cat food for more money and less time to eat.



When it comes to making rice, there will be a person working and a person at home, you have to buy food in the store to prepare the other person to go to work.

Click on each part of the food box to add food, then press Back to go out. Depending on the food you put in the box, your partner may give more or less heart.



In the beginning, that's all, your task is to do everything in the house to make money. Then buy more cats to get more money, unlock other areas in the house and shop for each area.

You finished reading the article "**Guide to play Adorable Home for newbies**" edited by the [TipsMake](#) team. We hope this article has provided you with many useful tech tips and tricks. You can search for similar articles on tips and guides. Thank you for reading and for following us regularly.