

Guide to insert sticker check in position on Instagram

Instagram has just added new features, allowing users to insert location stickers into images and videos in their Story section, or send them to friends on the list.

Instagram has now updated many new features, especially streaming live streams on Instagram so users can freely play videos directly to friends. And recently, Instagram brought a new sticker for Story, which is the current location and location sticker of the user.

Accordingly, when we take a photo or record a video at a certain location, we can insert that place name and can add dates and temperatures if desired. A pretty interesting feature with the beloved believer in that check. Please join the Network Administrator to find out the location insertion feature in photos and videos on Instagram in the article below.

Note to users, to be able to use this new location sticker, you need to upgrade Instagram to the latest version

1. Download the Instagram iOS app
2. Download Instagram for free Android

Guide to insert location sticker on Instagram

Step 1:

First of all, let's log in to the Instagram account on the device. In the main interface, please click on your **News** item on the same interface. Switch to the Instagram photo interface. We click on **the middle icon** to take a picture, or hold the icon to record the video.


Không có SIM

08:34

13%



Instagram



Tin của bạn



xxteukxx



2017
INDONESIA
KOREA
BUSINESS SUMMIT



♥ 78.759 lượt thích

xxteukxx ..#Indonesia..중요한행사로 방문하게됐 습니다 많이 응원해주시고 오랜만에 인도네시아 방문 이라서 기대됩니다^^..

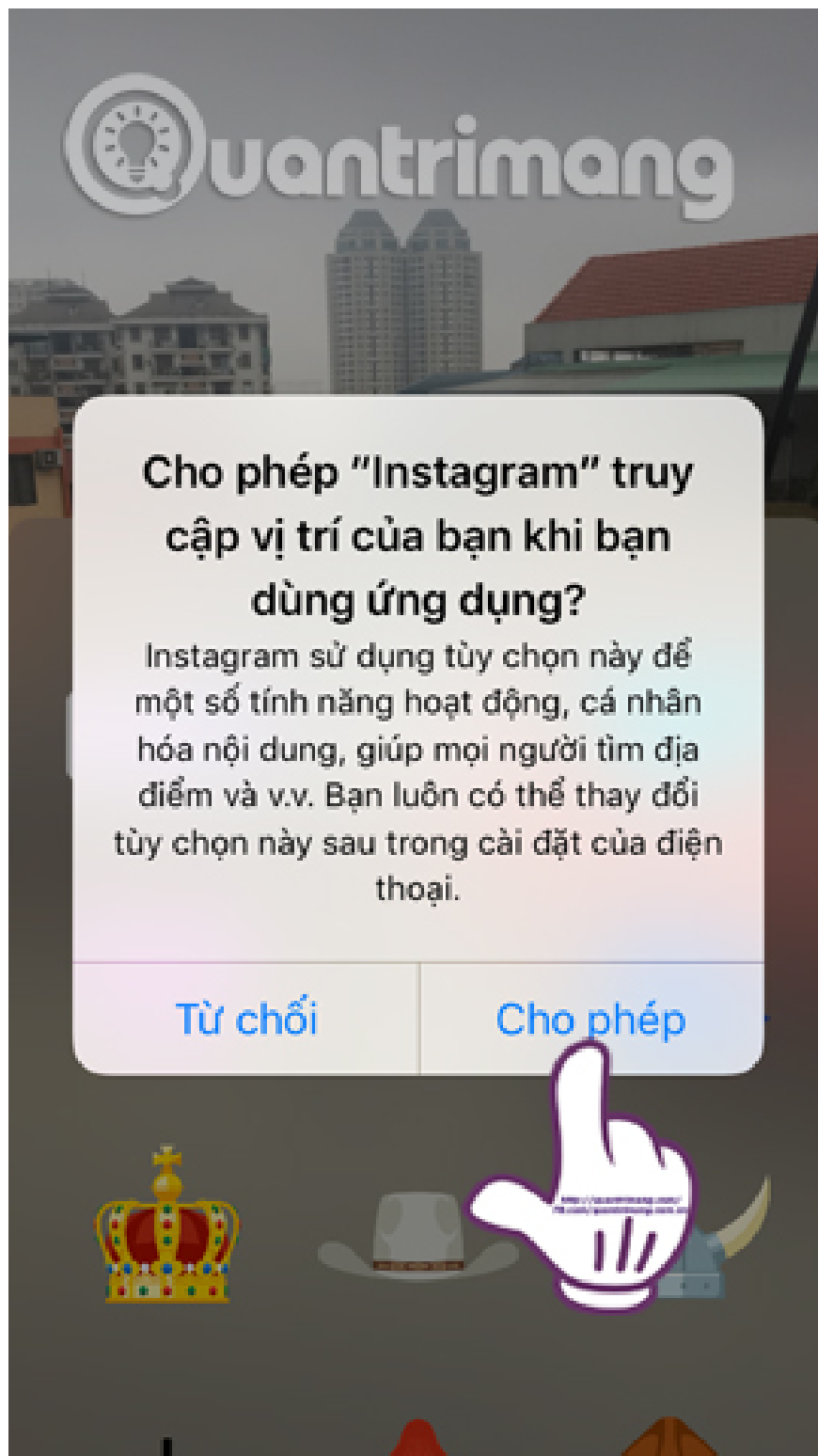




Step 2:

Then, click on **the Sticker icon** above the interface. The Instagram app will ask users to allow **access to your current location** to use location stickers that match your location. Click **Allow** to continue.





Step 3:

Appearance of stickers for photos and videos on Instagram. Sticker position will appear first. First of all, please click on the **Location sticker** . Next, we will select the current location in **the location list** that Instagram provides.

Quantrimang

• VI TRI

18°C

08 56





Toà Nhà Việt Á Duy Tân

Duy Tân, Dịch Vọng Hậu, Cầu Giấy, Hanoi

Manulife - CMC Tower

Toà nhà CMC - số 11, phố Duy Tân, quận C...

Hanoi, Vietnam

Hanoi

Salon Tóc Anh Đào Cơ Sờ 2 . Nhà s...

Duy Tân Cầu Giấy, Hanoi

Action Hairdressing Salon

Số 10 Ngõ 14 Duy Tân - Cầu Giấy, Hanoi

Manulife Bảo Hiểm Nhân Thọ

Tầng 9, Tòa nhà CMC, Số 9, Duy Tân, Q. Cầ...

Công Ty Cổ Phần Dược Phẩm Việt...

Duy tân, Hanoi

Phố Duy Tân

Phố Duy Tân, Cầu Giấy, Hanoi

Indochine Tile

Hanoi

Viettelimex

Soon, the selected location will appear on the image. In case you want **to change the location** for photos, videos, just press and hold the sticker and then move **down to the trash can icon** .





Step 4:

Next, we can insert the temperature sticker. Instagram will also update the temperature for the user's current location. Depending on the weather at that location, the temperature sticker may vary. For example, when the weather is cloudy, the temperature sticker will look like the image below.

If you insert the current time, you can choose different watch styles.

Quantrimang



18°

📍 HANOI, VIETNAM



Lưu



Tin của bạn





Step 5:

Or you can insert another sticker style, insert text into the image. If you want to **download photos to your device** , click **the Save icon** below. Instagram will also ask users to allow **access to photo albums** on the device, click **OK** .

18°C

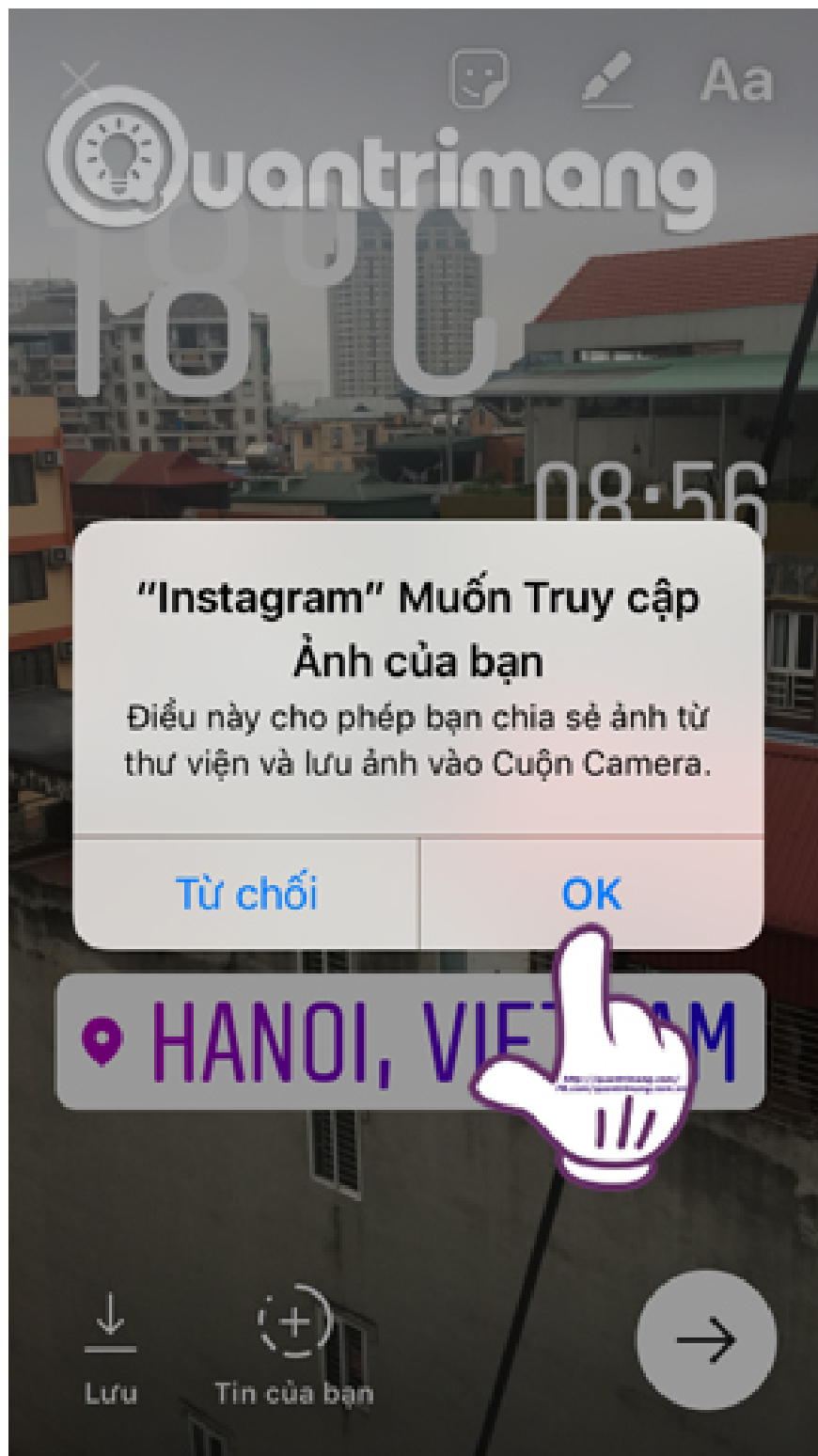
08:56

📍 HANOI, VIETNAM

↓
Lưu

(+)
Tin của bạn

→



In case you want to **send photos to friends** in the Instagram list, click **the arrow icon** . After that, we will have the option to send photos, videos to friends or upload your News. When I click on My News, I will see the video or location insert sticker image as below.

Quantrimang

18°C

08:56

📍 HANOI, VIETNAM



Lưu



Tin của bạn





Gửi đến

Nhóm mới



Tin của bạn



GỬI BẰNG DIRECT

Nội dung này sẽ biến mất sau khi họ xem.



dzungsunlight
Dzungsunlight



Gửi



A very interesting feature for those who like to take photos and check in places on Instagram. Make a note of the places you've ever set foot with the location sticker feature on Instagram.

Video tutorial to insert location on Story Instagram

Refer to the following articles:

1. How to play Live Stream on Instagram app
2. How to tell stories with Stories on Instagram
3. How to permanently delete Instagram account and temporarily disable it

You finished reading the article "**Guide to insert sticker check in position on Instagram**" edited by the [TipsMake](#) team. We hope this article has provided you with many useful tech tips and tricks. You can search for similar articles on tips and guides. Thank you for reading and for following us regularly.
