

Guide to creating vocabulary learning topics using Twee

Creating vocabulary learning topics on Twee is an effective method to help learners reinforce and expand their learned vocabulary.

In foreign language teaching and learning, applying vocabulary in real-life situations plays a crucial role in developing communication skills and linguistic thinking. The vocabulary learning topic creation activity implemented on Twee is an effective method to help learners consolidate and expand their learned vocabulary.

This activity can be used flexibly in the classroom as a practice exercise or assigned as homework after reading, listening, or vocabulary lessons. Below is a guide on creating vocabulary learning topics on Twee.

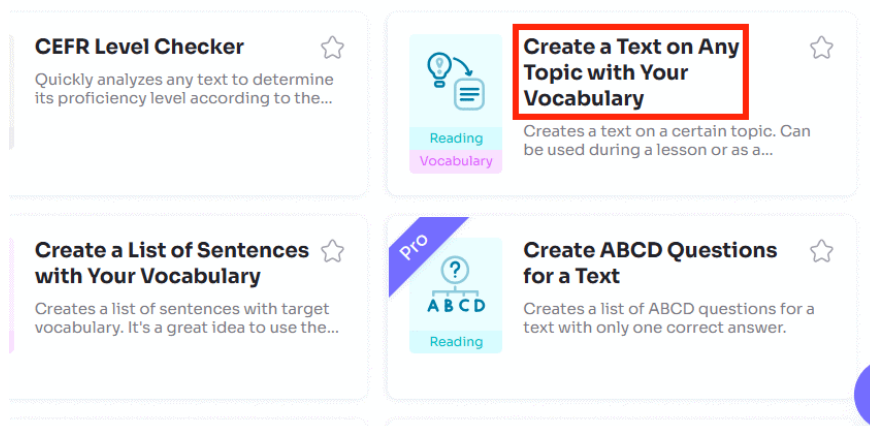
How to create a vocabulary learning topic on Twitter

Step 1:

We access the link below to go to the Twee website, then you create an account using your Google account.

<https://app.twee.com/>

At this point, on the website interface, you will see many activities available for creating content on Twee, for both free and paid accounts. Click on the **"Create a Text on Any Topic with Your Vocabulary"** activity as shown below.



Step 2:

Switch to the new interface, where you can set up the vocabulary-related topic you want to learn. You can refer to the example below for how to build a lesson topic.

1. Topic: Enter the name of the lesson you want to create.
2. Target Vocabulary: Enter the vocabulary you want students to master.
3. Target Grammar: the grammar structures you want your students to master.
4. Level: Select student level
5. Genre: content type
6. Length range: the number of characters used in the content

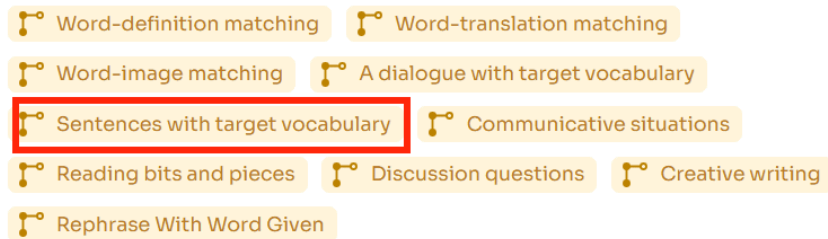
Finally, you click on "Do the magic."

The screenshot shows a form for creating a lesson topic. It includes the following fields and options:

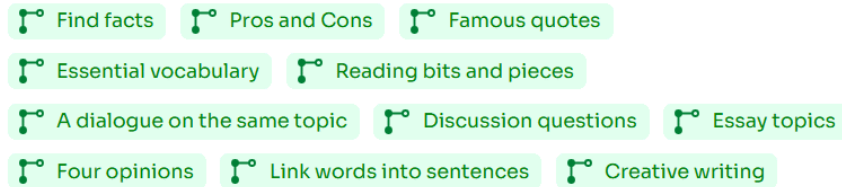
- Topic:** A text input field containing "Future Jobs" with a character count of 2/100.
- Target Vocabulary:** A list of five items: "doctor x", "reporter x", "writer x", "gardener x", and "firefighter x", with a character count of 5/25. There are "Mix" and "Copy" icons to the right.
- Target Grammar:** A text input field containing "What would you like to be" with a character count of 6/100.
- Level:** A dropdown menu showing "11-12 years old".
- Genre:** A dropdown menu showing "Text".
- Length range:** A dropdown menu showing "250-350".
- Do the magic!:** A blue button with a red border, highlighted by a red box.

Step 3:

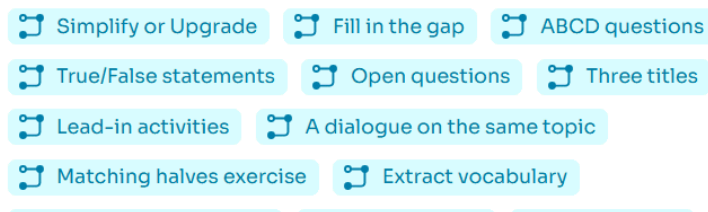
Next, you'll see the section on using tools to create content. We select tools like images to create topic content containing the vocabulary you need.



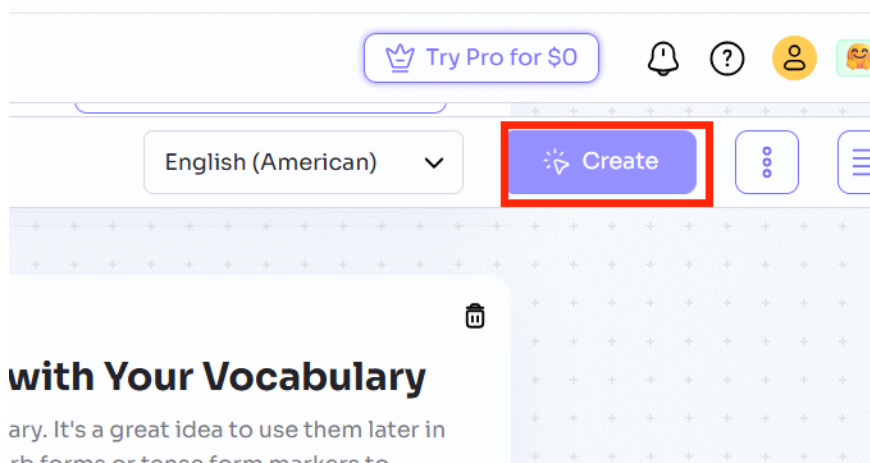
Create using the topic:



Create using the result:



Finally, we **click on Create** in the upper right corner to proceed with creating the content.



Step 4:

The result is a topic based on the vocabulary you entered, as well as some of the settings you used previously.

When you think about the future, do you imagine yourself in an exciting job? Many young people wonder about this question every day. What would you like to be when you grow up? The answer might surprise you as you learn more about different careers.

Some people dream of becoming a **doctor** because they want to help sick patients feel better. Being a **doctor** takes many years of studying, but it's very rewarding. You get to work in hospitals or clinics and make a real difference in people's lives every single day.

If you enjoy writing and meeting new people, you might want to be a **reporter**. A **reporter** travels to different places, talks to interesting people, and shares important stories with the world. You could work for a newspaper, a website, or even a TV station. Every day brings something new and exciting.

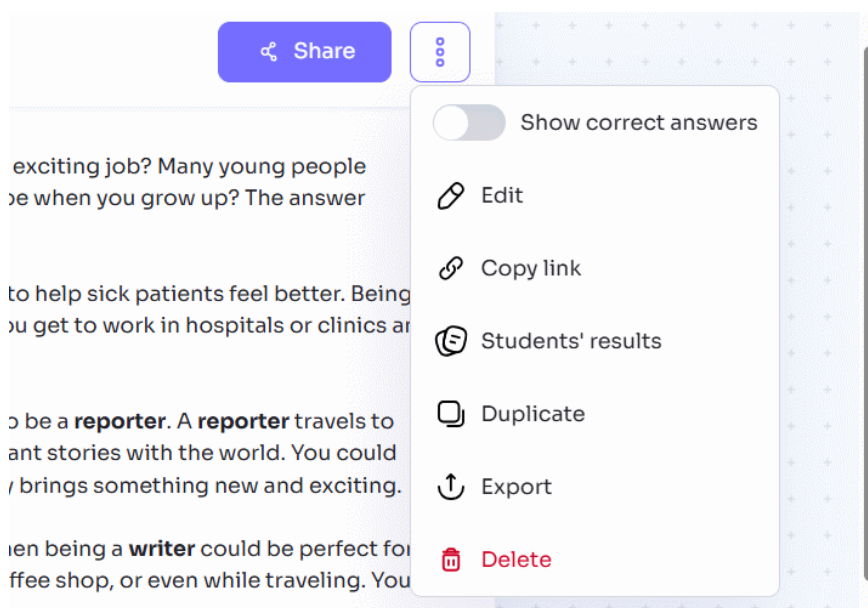
Maybe you love creating stories and using your imagination. Then being a **writer** could be perfect for you. A **writer** can work from almost anywhere—at home, in a coffee shop, or even while traveling. You can write books, articles, or scripts for movies and shows.

Do you prefer working outside with your hands? A **gardener** spends time in nature, planting flowers, growing vegetables, and taking care of beautiful green spaces. It's peaceful work that helps make the world more beautiful.

What would you like to be if you wanted to help people in emergencies? A **firefighter** is brave and strong, rushing to rescue people from dangerous situations. **Firefighters** work as a team and train hard to stay ready for any challenge.

All these jobs are important and special in their own way. What would you like to be? Think about what makes you happy and what you're good at. Your future job should match your personality and interests.

Finally, click on **the three-dot icon and select "Copy link"** to copy the link to this topic.



Teachers can use this topic to develop classroom learning content for students.

You finished reading the article "**Guide to creating vocabulary learning topics using Tweep**" edited by the [TipsMake](#) team. We hope this article has provided you with many useful tech tips and tricks. You can search for similar articles on tips and guides. Thank you for reading and for following us regularly.