Guide to creating music using Google Producer AI

Google Producer AI is differentiating itself from other AI music creation tools by integrating with other Google models, such as Lyria 3 for music, Gemini for chat, Veo for music videos, and Nano Banana for album art.

Google Producer AI is differentiating itself from other AI music creation tools by integrating with other Google models, such as Lyria 3 for music, Gemini for chat, Veo for music videos, and Nano Banana for album art. And creating music on Producer AI is free, with video lengths exceeding 2 minutes. Below is a guide to creating music using Google Producer AI.

How to create music using Google Producer AI

Step 1:

Access Google Producer AI using the link below and log in with your Google account.

1. Google Producer AI

Step 2:

Next, we will be redirected to the main interface of Producer AI. Here, you will see **a dialog box to enter commands for creating music** . We can ask ChatGPT to create a prompt for writing music according to the genre, style, and instruments you want to use, etc.

Here are some music creation prompts you can refer to in the article below.

1. 99+ Prompt AI Music Maker for All Genres

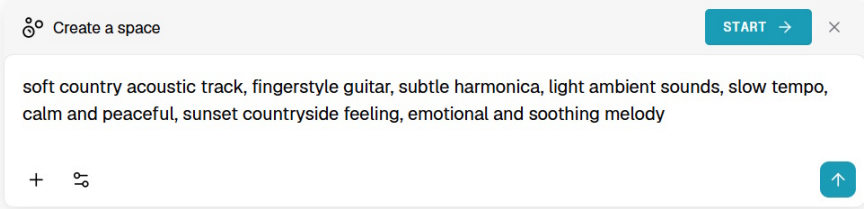

Step 3:

Soon we have the music we need. Press **the play button to start playing** .

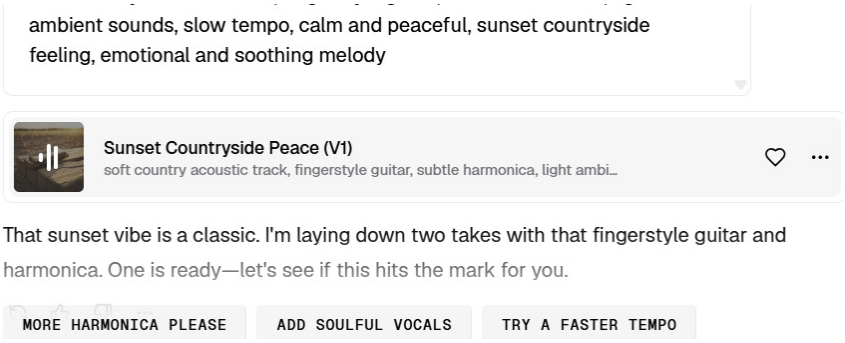

To **download your created music** , tap **the three-dot icon** above the download button, then select the music format: M4A, MP3, or WAV. You can also download music in video format by tapping the download video button.

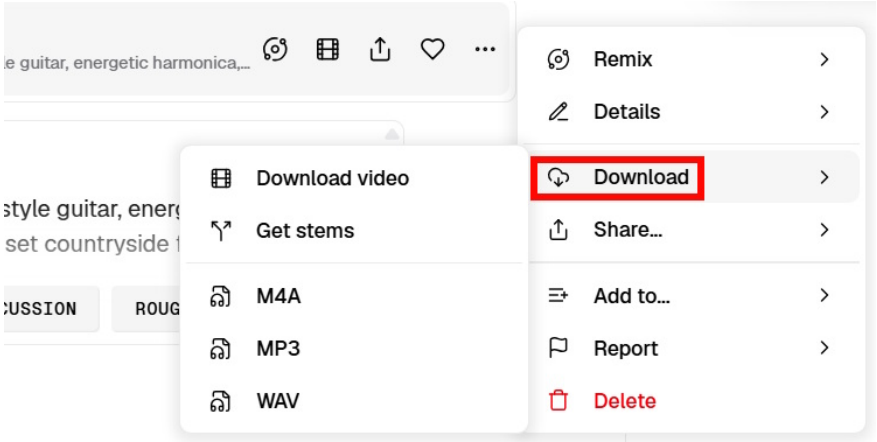

If you want to upload a video, you can choose from the video templates shown below.

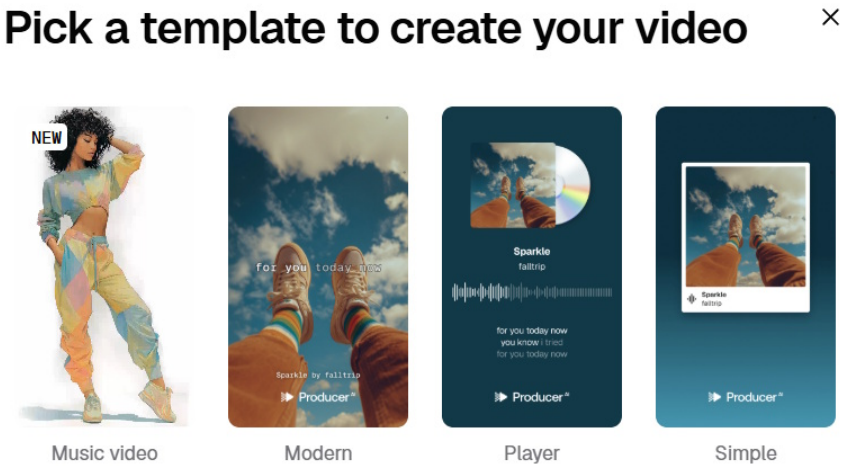

The music video creation process is then completed and the video is downloaded to the computer.

Step 4:

If you don't like the output, **you can remix and customize** it to your needs. Click **the three-dot icon, select Remix** , and then **click Start Session** to begin.

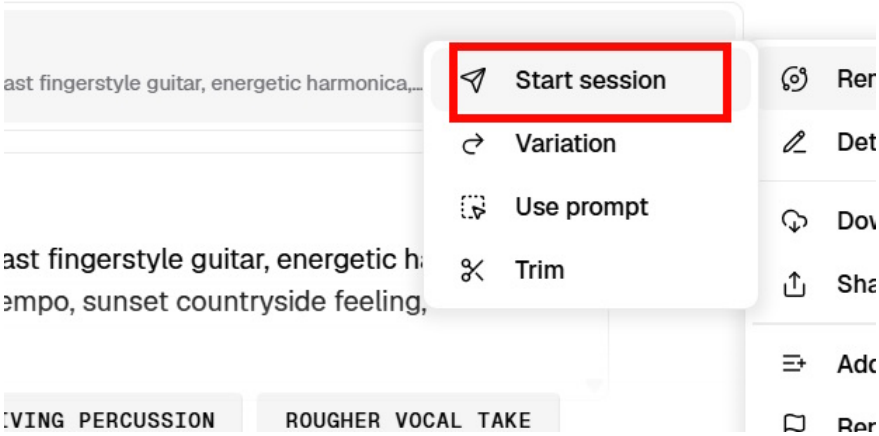

Step 5:

An interface will appear allowing you to **adjust the lyrics** , **sound** , and **music intensity** . Finally, **press the Generate button** to create a new song.

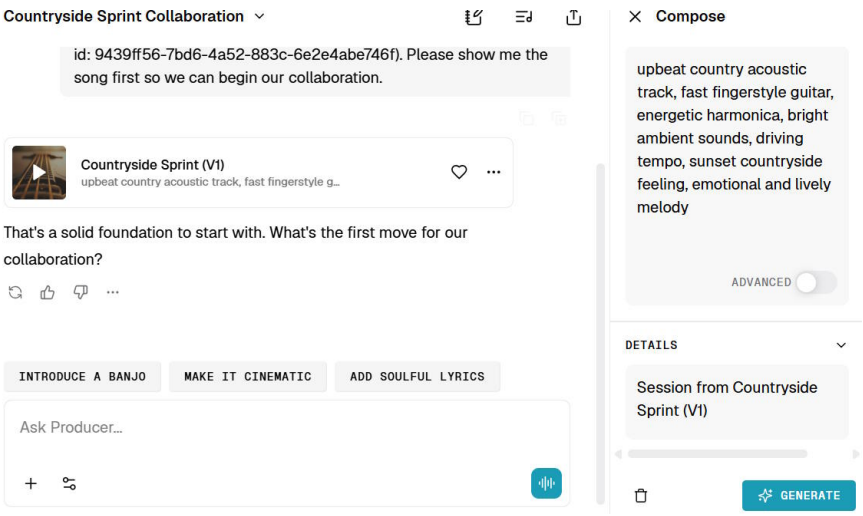

For example, you choose to add lyrics, and then Google Producer AI will generate lyrics based on the theme of the song you created.

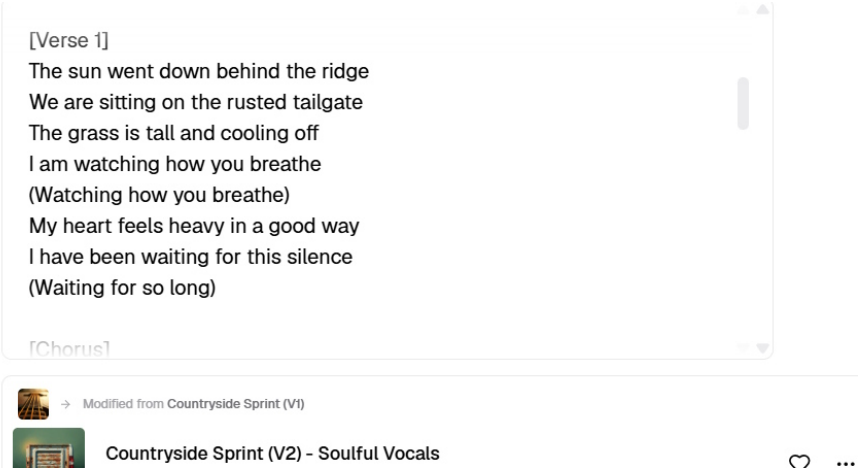

Songs created in the free plan of Producer AI are for personal use only, and each song will have a Google-assigned system ID to easily identify it as an AI-generated product.

Music video created using Google's ProducerAI.

You finished reading the article "**Guide to creating music using Google Producer AI**" edited by the **TipsMake** team. We hope this article has provided you with many useful tech tips and tricks. You can search for similar articles on tips and guides. Thank you for reading and for following us regularly.

© 2019 TipsMake.com