

Guide to buying Kindle and Audible books on iPhone, iPad

To buy books for Kindle or Audible, you need to visit Amazon's website, buy books and send them to apps on iPhone or iPad.

To buy books for Kindle or Audible, you need to visit Amazon's website, buy books and send them to apps on iPhone or iPad.

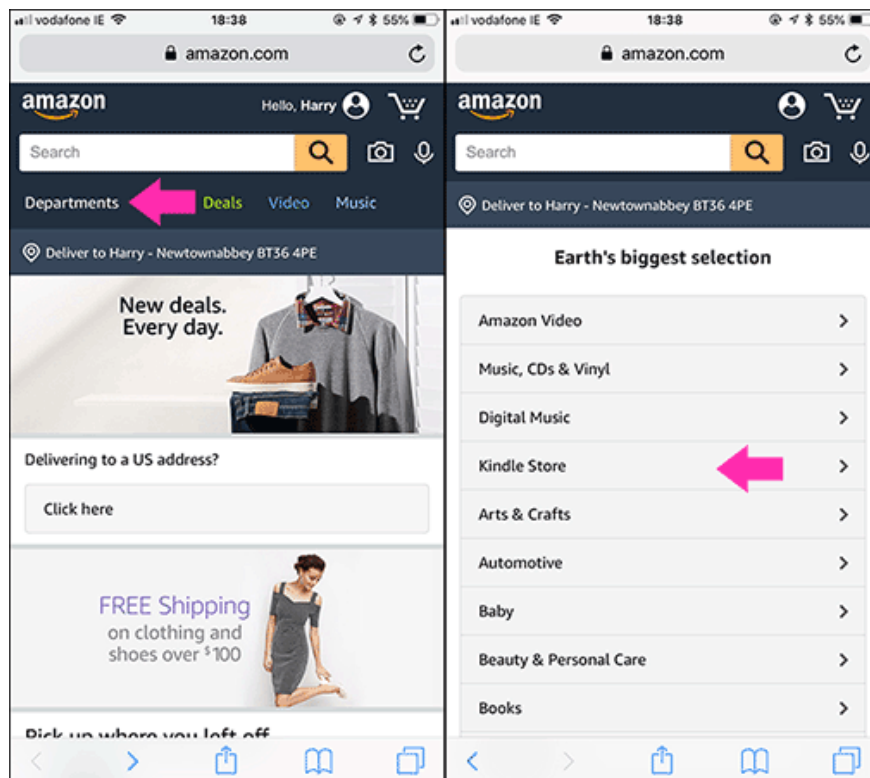
1. How to delete books from Kindle?

With all digital items sold through iOS, Apple will get 30% of the value of the transactions. They include applications and songs, e-books sold through third-party applications. If Amazon sells books on Kindle apps or Amazon shopping apps, they will have to pay Apple 30% of the price of every purchase. So you need to visit the Amazon site and buy the book here.

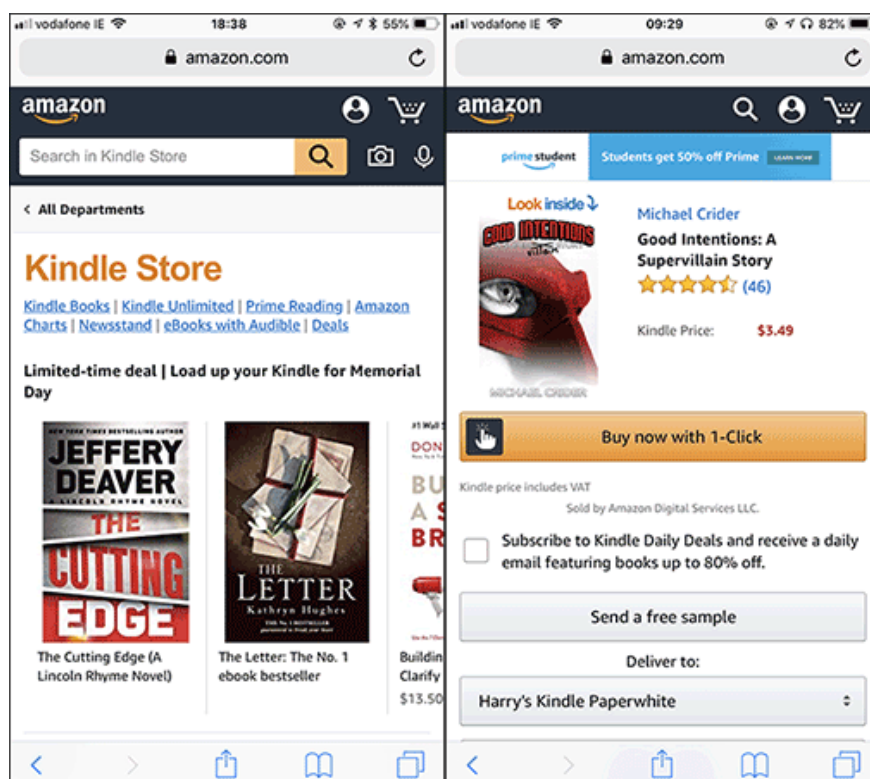
Instructions for buying Kindle books on iPhone or iPad

To purchase Kindle books on your iPhone or iPad, you must exit the application and access the Amazon website using a mobile browser. After logging in, click on the **Departments** link and then select the **Kindle Store** . You can also access the following link directly:

<https://www.amazon.com/Kindle-eBooks>



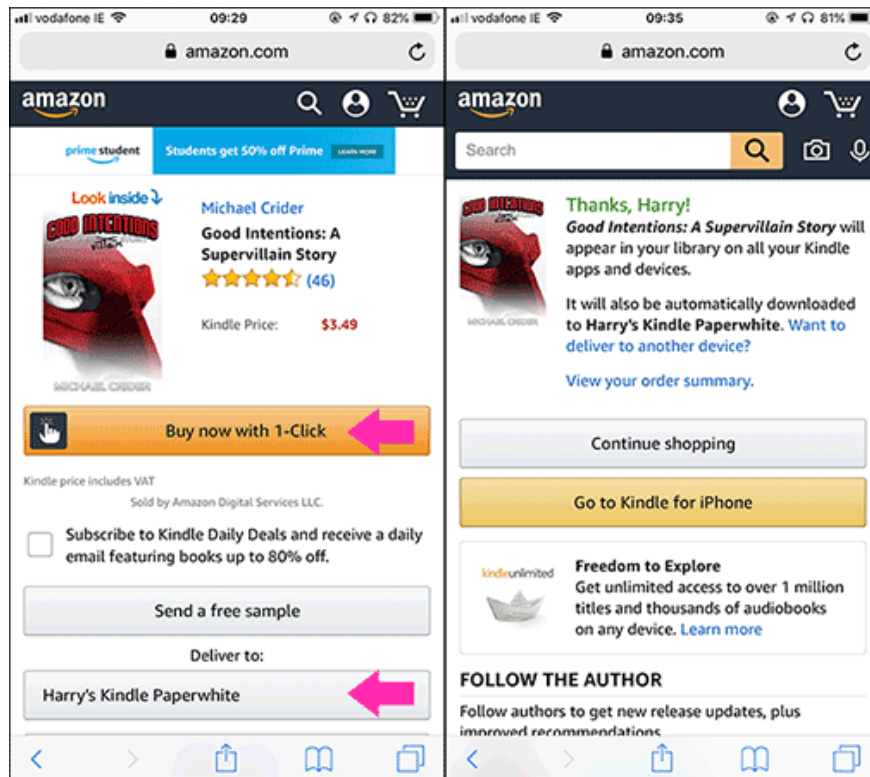
Now you can view the bestsellers on Kindle or use the search bar at the top of the screen to find the book you want to buy.



If you have multiple Kindle devices or applications, click on the **Deliver to: option** , then select the iPhone or iPad you want to send the book to. This option only decides where the book is sent automatically. You can log in

to Kindle devices or apps with the same account and download the book there.

Next, click the **Buy Now With One Click** button . You need to log in before making a transaction.

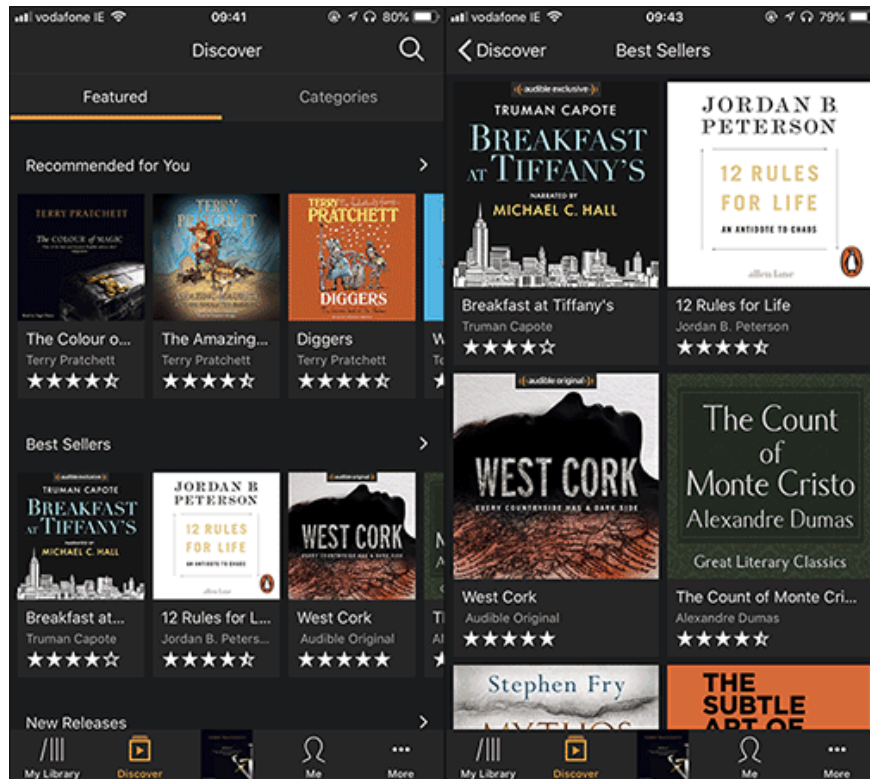


Open the Kindle application, the book will automatically show up in your library.

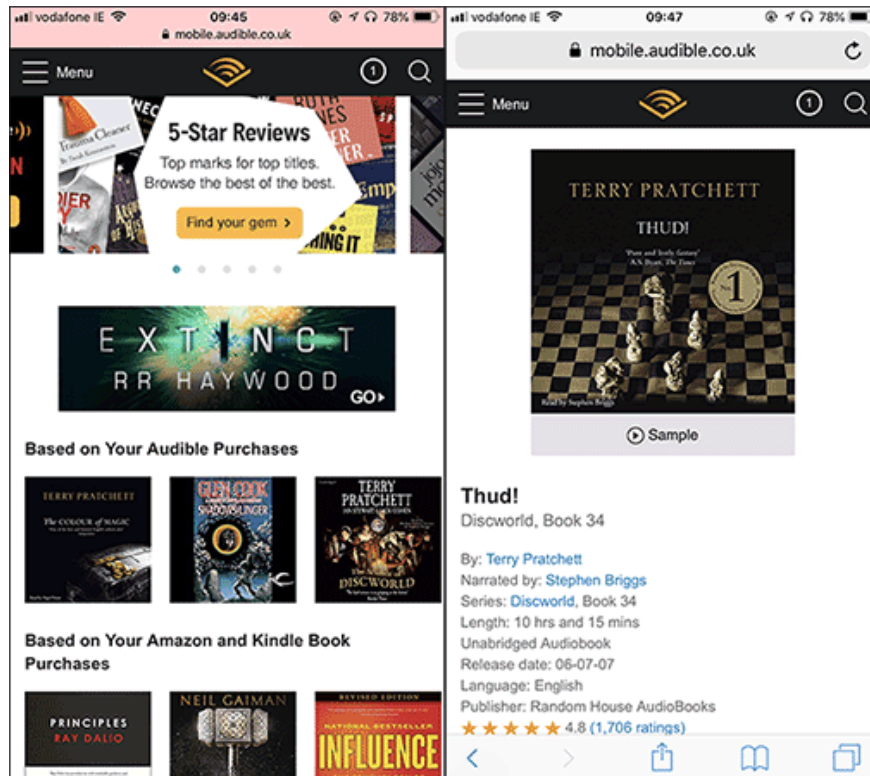


Instructions for buying Audible books on iPhone or iPad

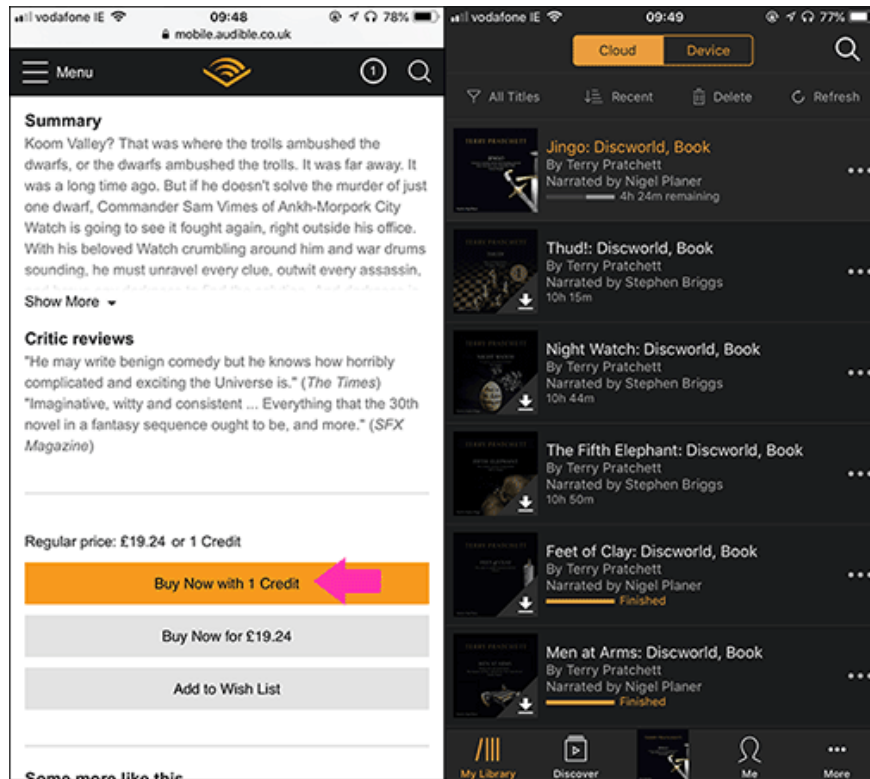
With Audible application, buying books will be easier. You can use the **Discover** tab to browse audiobooks, then add them to your favorites list. However, you still can't buy them in the app.



Exit the application, open the web browser and visit Audible.com. Here, find the book you want to buy.



Scroll down and select the form of payment, **Buy Now with 1 Credit** (if you have a credit card) or select **Buy Now for** . Click **Confirm Purchase** and the book will be added to your Audible library.



Buying books from these two popular reading services is a bit more complicated, but not too difficult, right. If you have a faster way to buy, please share with us.

See more:

1. How to pay for apps on Google Play with Mobifone account
2. How to change countries on Microsoft Store
3. Instructions on how to download applications, games for iPhone and iPad

You finished reading the article "**Guide to buying Kindle and Audible books on iPhone, iPad**" edited by the [TipsMake](#) team. We hope this article has provided you with many useful tech tips and tricks. You can search for similar articles on tips and guides. Thank you for reading and for following us regularly.