

Google secretly contains at least one 'Easter Egg' in each Android version, this is how to find them

Google easter eggs can be images or simple games that surprise users.

"Easter eggs" is a deliberate joke, a hidden image, a message or a secret feature in computer software and other types of multimedia.

Starting in 2010, Google hides a few "Easter Eggs" every year in its mobile software. Google "easter eggs" can be images or simple games that surprise users.

To find "Easter eggs" on Android, go to Settings -> select Systems -> select About Phone -> quickly tap Android version repeatedly until 'Easter eggs' appears.


The path to the "Android version" section of the Android interface of some brands may be different.

Android 2.3 Gingerbread



Android 2.3 Gingerbread is the Android version that started Google's annual "Easter Egg" movement. At that time Diane Hackborn, leader of the Android framework team said that it would be quite fun to hide a Zombie photo in Android to . scare the curious users.

Android 3.0 Honeycomb



"Easter eggs" on Honeycomb, the first (and only) version of Android for tablets is an image of an Android robot paired with a Tron: Legacy movie-style honey bee. When you click on this bee, a speech bubble with the word "REZZZZZZZZ" inside will appear.

Android 4.0 Ice Cream Sandwich

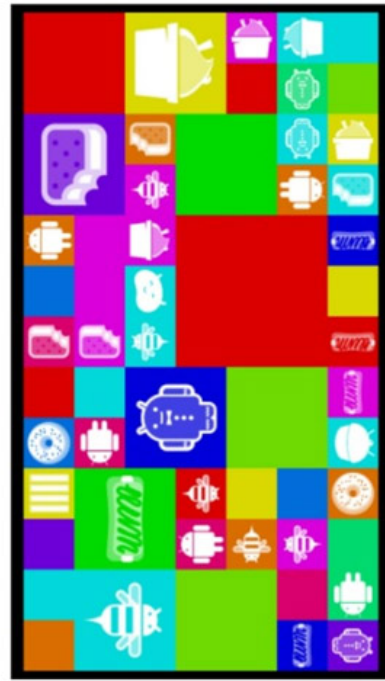
"Easter eggs" on this version are Android robots with bodies made from cookies. When you click on this robot and hold for a few seconds, it will get bigger, fill the screen and fly into the sky like a cat Nyan Cat fever on the Internet at that time.

Android 4.1 - 4.3 Jelly Bean



In this Android operating system version, "Easter Eggs" is a short, easy to play game. Tiny red beans will appear on the screen, your task is simply to delete them all.

Android 4.4 Kitkat



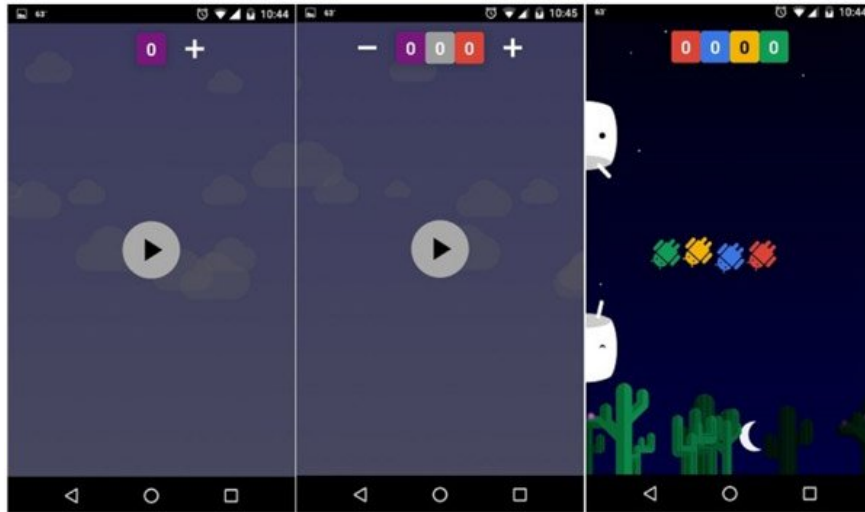
"Easter eggs" on Android 4.4 Kitkat is an interesting little game. First you will see the appearance of the letter 'K', touch it will appear the word "Android" written in the font often found on Kitkat candy wrappers. Click on it again, a series of small squares will appear, on each square is a logo representing an earlier version of Android. Your task is to move the squares so that certain logos are aligned, then the squares will explode and new ones will appear.

Android 5.0 Lollipop




"Easter eggs" in Android 5.0 Lollipop is a game similar to Flappy Bird. First, you will see a lollipop with the words "lollipop". When you touch, the candy tree will change color, continue to click on it, you will have to control the Android robot hovering, if you touch the lollipop growing from the top and bottom of the screen, game over.

Android 6.0 Marshmallow

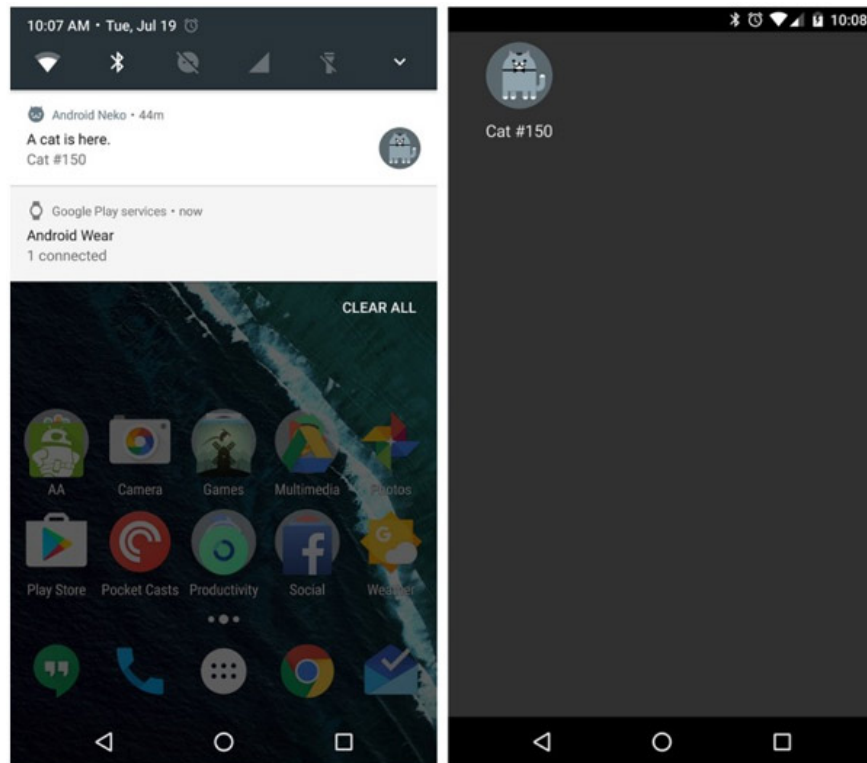


Continue to be a game similar to the Flappy Bird game but this time you will have to avoid the Marshmallow candies attached to the wooden sticks. The special thing is that you can invite your friends to play with this game (up to 6 people) by touching the "+" match.

Android 7.0 Nougat



This operating system version has 2 different "Easter Eggs". The first egg is a giant N that appears with the word "Namey McNameface" in the middle of Developer Preview 4.



"Easter eggs" on the Developer Preview later and the official Android Nougat is a game called Android Neko, developed based on Neko Atsume - the popular cat collecting game in Japan.

Android 8.0 Oreo

The "easter egg" in Android 8.0 Oreo is a black octopus. You can watch it float freely or press, hold and move it around the screen.

Android 9.0 Pie



In "9.0 Easter Eggs" of Android 9.0 Pie is an animated "P" with circles moving and changing colors, full of illusions.

For Google Pixel devices, when you repeatedly tap the 'P', another "Resurrection Egg" is the interface of a drawing application that appears.




Android 10

The official version of Android 10 with "Easter Eggs" is a screen with the word "Android 10" that allows moving numbers and logos around the screen for puzzles.



If you put the number "10" into an "Q", a table with many squares will appear. Your task is to fill the squares with colors according to the numbers in the left column to find hidden images. To solve the riddle, many Android system icons will appear.



"Easter eggs" in Android 10 appear both in light and dark interface mode.

1. Game raising 'pet cockroaches' crawling cluttered on the screen made many people not clumsy snail

You finished reading the article "**Google secretly contains at least one 'Easter Egg' in each Android version, this is how to find them**" edited by the [TipsMake](#) team. We hope this article has provided you with many useful tech tips and tricks. You can search for similar articles on tips and guides. Thank you for reading and for following us regularly.