

Genshin Impact: Location of all 7 Rare Chests in Enkanomiya

A rare chest is a type of chest that is extremely difficult to find on the map and can only be unlocked after a Genshin Impact player has solved high difficulty puzzles.

If there was a hierarchy of chests in Genshin Impact, then Rare Chests would obviously be at the top. Anyone who can unlock a Rare Chest will have a chance to get between 10 - 40 Primal Gems.



The new Enkanomiya area has a lot of new treasure chests scattered all over the place. However, Genshin Impact's Interactive Map will only record 6 Rare Chests in the database and if you want to explore all 7 Chests then refer to the article below.


Inside the Mirror Library - East of The Narrows



The first rare chest can be found inside the mirror library in Enkanomiya's The Narrows area. Players can only access this location after completing the "Dragon and Snake Collection" in the World Quest section.

The player's task is to find five different books in Enkanomiya and Inazuma. After collecting all five books, you must return them to the librarian to open a secret library of mirrors. This area is not too big, gamers can quickly find Rare Chests without too much effort.

North of the Evernight Shrine



The second rare chest can be found north of the Evernight Temple. Although it is placed in a conspicuous place, this chest is still locked and requires the player to find three Seelies.

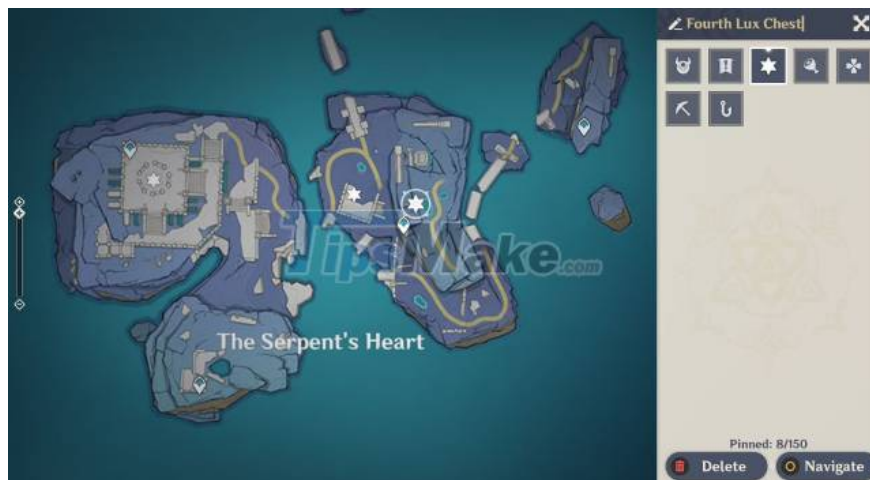
All three Seelies also appear in the Evernight Temple but are hidden inside high-class Chests. You will need to defeat enemies near the first two chests and use the Sigil key to unlock the third Premium Chest. After all the Seelies are returned to the garden, the Rare Chest will be unlocked.

Inside an underground room on the northeast side of the Evernight Shrine



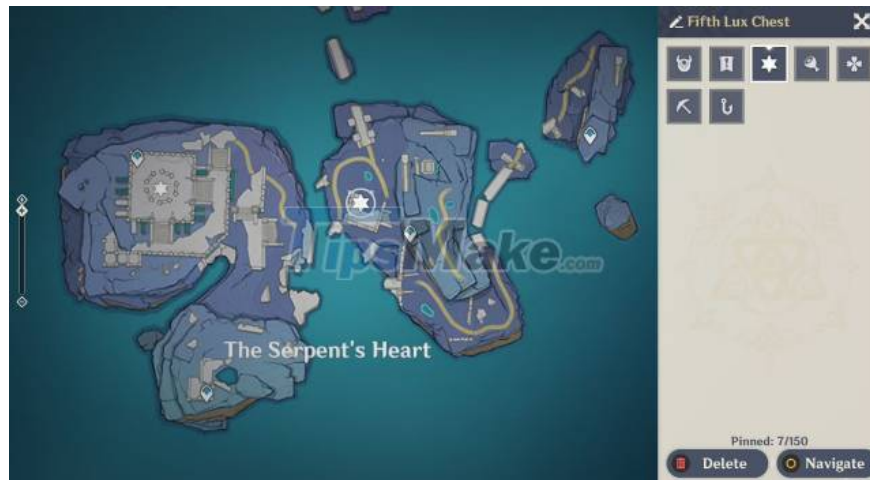
The third Rare Chest is located in an underground room northeast of the Evernight Temple. Genshin Impact gamers need to complete a puzzle in the maze to unlock the room. Although this maze looks complicated, it is easier than you think.

Inside an underground room on the northeast side of The Serpent's Heart



Genshin Impact gamers can only discover the 4th Rare Chest immediately after successfully unlocking the 3rd Rare Chest. The reason is because both of these chests come from the Date's Challenge of the World Quest. And to unlock this Rare Chest, you still need to complete a puzzle.

On top of a pillar - North of The Serpent's Heart



The 5th Rare Chest is located on top of a pillar to the north of The Serpent's Heart. It is also the rarest chest that is easiest to find in Enkanomiya. Players only need to switch to Whitenight and Evernight once to reach this column.

Inside a blue Sigil wall to the northwest of The Serpent's Heart



This is another rare Chest that is locked after the World Quest. Moreover, gamers can take a long time to unlock this chest because it also has a time-consuming mission.

The mission will require gamers to water the Cactus using Waters of Lethe. After obtaining the Cactus Orb, the player can go to an underground cave to receive command for the blue Sigil wall. Finally, go through this wall in order of Sigil to find the Rare Chest.

Behind the Evernight barrier in the southwest of The Serpent's Heart



The last rare chest in Enkanomiya is hidden behind an Evernight barrier. Since the player is not required to complete any quests for this chest, it will be relatively easier to obtain than the other 6 above.

Gamers will need to switch between Whitenight and Evernight a few times to complete the puzzle and unlock the Rare Chest.

You finished reading the article "**Genshin Impact: Location of all 7 Rare Chests in Enkanomiya**" edited by the [TipsMake](#) team. We hope this article has provided you with many useful tech tips and tricks. You can search for similar articles on tips and guides. Thank you for reading and for following us regularly.