

# Free license Aiseesoft Data Recovery data recovery software on the computer costs 49.95 USD

In case you need to recover important data on your computer that was accidentally deleted by mistake or lost due to hard drive formatting, the following professional software will be useful for you.

In the process of using a computer, many times you face the case of accidentally deleting important files by mistake or unintentionally "evaporating" data due to the wrong format of the drive or reinstalling Windows without time to backup. save data... In case you need to find and recover deleted data on your computer, you can ask for the help of Aiseesoft Data Recovery.

**Aiseesoft Data Recovery** is one of the most highly rated data recovery software available today in terms of efficiency. The software provides many different scanning modes to help users find and recover lost data.

With the help of the software, you will have a backup solution in case important data is accidentally deleted by mistake or the data disappears for unknown reasons.

Note: the ability to recover lost data is not 100% guaranteed and depends on many factors, such as data size, time data has been deleted. Currently there is not any data recovery software. Any data can guarantee 100% search and recovery of deleted data on the computer.

## Instructions for registering to receive software copyright

By default, Aiseesoft Data Recovery allows for a 30-day trial and costs \$49.95 for a one-year license or \$69.95 for a lifetime license. Currently, Aiseesoft software company is having a promotion, providing free license code of Aiseesoft Data Recovery completely free of charge.

To take advantage of this promotion, you can follow the steps below:

- First, download the trial version of the software [here](#).
- Next, visit the website of the [promotion here](#), enter your name and email address in the corresponding box, tick to agree to the terms of use below and then click the "Registrieren" button.

## CHIP Giveaway

[Datenschutzrichtlinie](#) zustimmen

- Wait a moment, an email is sent to the mailbox you used to register, with the title: "Aiseesoft Data Recovery - CHIP Giveaway", inside containing the license key to activate the software.

Note: in case you do not receive the email, please try to check in the "Spam" section because maybe the mailbox will filter the wrong email here.- The free program may end before you read the article. this.

- Install software. After the installation is complete, the first time you run the software, a dialog box will appear asking the user to activate the software license. Here you enter the email address registered above and the license code received in the corresponding box and then press the "Register" button.

Aiseesoft Data Recovery (Unregistered)

You are using a trial version. Purchase a license to recover your data.

Email Address (The Email address that you used to purchase the software):

Registration Code:

If you need any assistance about this software, please visit: [Support](#)

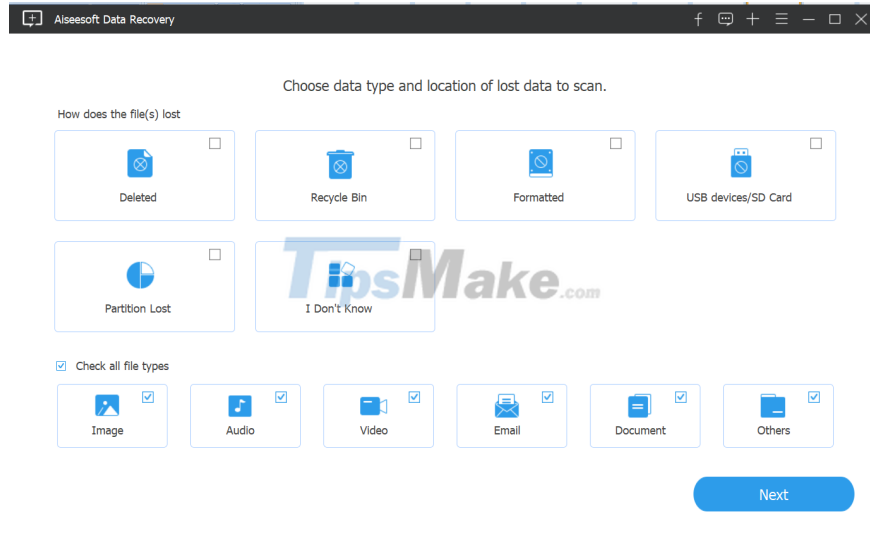
Order Later Purchase Register

Thus, you can already use the software with full copyright, no longer limited in features as well as the number of days of use.

## Software manuals

From the main interface of the software, Aiseesoft Data Recovery will allow users to choose the deleted file format that needs to be recovered (image, video, audio, text files.) and the reason why the file was lost on the

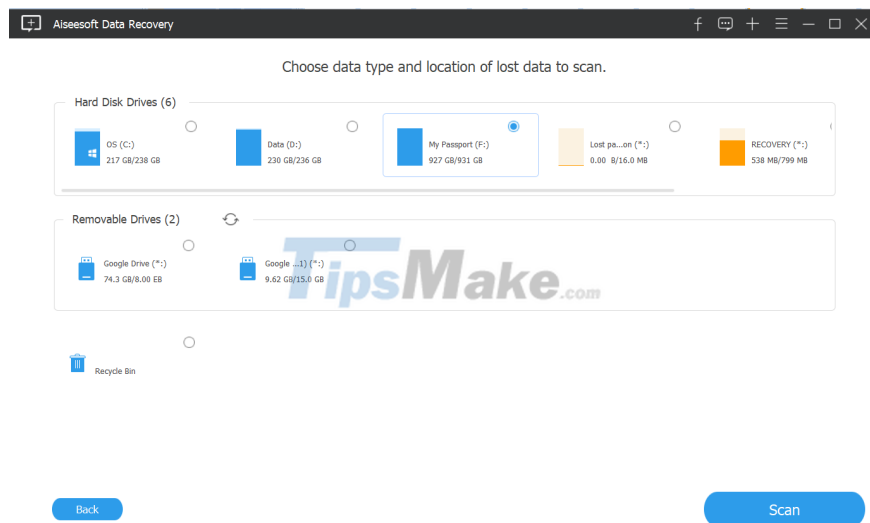
drive. hard.



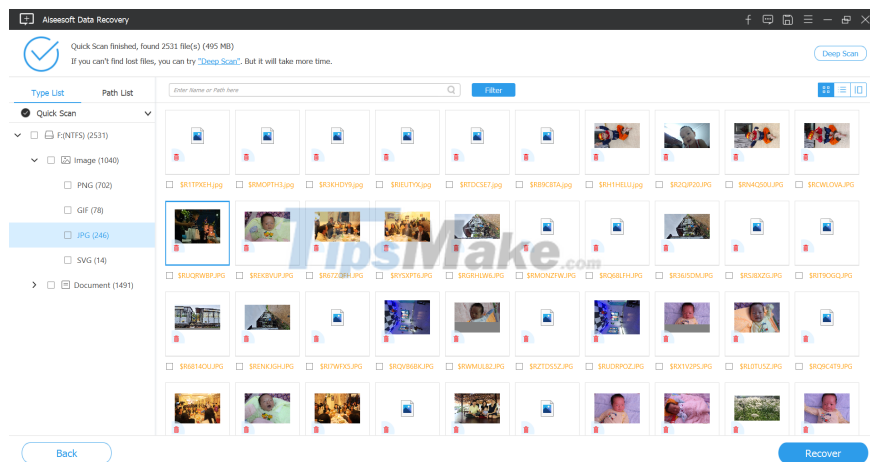
If the file is mistakenly deleted by the user, check the "Deleted" option. If the file is deleted after being put in the recycle bin, select "Recycle Bin". In case data is lost due to accidental formatting of the hard drive, you choose "Formatted" or the hard drive partition is lost, you choose "Partition Lost".

In case you lose files stored on external storage devices, such as memory cards, USB sticks, portable hard drives, etc., select "USB devices/SD Card". And if you don't remember in which case the file was lost, you can choose "I don't know", or check all the options above.

After finishing zoning the file to be recovered, click the "Next" button on the main interface of the software, then select the hard drive partition containing the file before it was deleted and then press the "Scan" button.



The file scanning process will take place and the deleted files that can be found will be listed by the software, divided into groups of file formats, such as image, video, text files. so that users can find them. find files needing recovery easier.



You can double-click the found files to see the contents before deciding whether to choose to restore that file. You tick the files to be recovered in the list and then click the "Recover" button.

The next step, the software will allow users to choose a location to save the file after recovery. One thing to note, you should choose a different hard drive partition to save the recovery file from the hard drive partition containing the file before deleting, this will help increase the ability to recover deleted files.

For example, if the file to be recovered was on the C: drive before it was deleted, you need to select the D: drive on your computer to save the recovered file.

Click "OK" at the dialog box to choose the location to save the recovered file that appears. The process of recovering deleted files will be started. The recovery process is fast or slow depending on the size and number of files to be recovered.

After the process is complete, a new folder will be created at the location you selected to save the file, inside containing the recovered files. Now, you can use these deleted data again.

In case **Aiseesoft Data Recovery** after scanning does not find the file to be recovered, click the "Deep Scan" button on the software interface to activate the deep scan mode. This mode will take longer to scan and find traces of deleted files, but will increase the chances of finding deleted files.



After completing the deep scan, Aiseesoft Data Recovery will also list the deleted files that can be recovered. You repeat the steps as instructed above to recover the necessary files.

**Note:** the closer to the time when the data is deleted or formatted, the more successful the data recovery will be.

In general, in the process of using a computer, surely no one can know in advance when I will accidentally delete the wrong file or accidentally format the drive, losing all the data contained on it, especially the case mistakenly formatted USB or portable hard drive. Therefore, you should take advantage of installing data recovery software like Aiseesoft Data Recovery to be able to use it when you need it.

You finished reading the article "**Free license Aiseesoft Data Recovery data recovery software on the computer costs 49.95 USD**" edited by the [TipsMake](#) team. We hope this article has provided you with many useful tech tips and tricks. You can search for similar articles on tips and guides. Thank you for reading and for following us regularly.

---