

Forgot laptop password how to log in to windows?

Forgetting your laptop password is a situation that many people with goldfish brains encounter and ask HACOM for help. So how to log in to Windows when you don't remember your laptop password?

Setting a password for your computer or laptop is extremely necessary and recommended to ensure your privacy and data security. But sometimes you are "too careful", set a password that is too complicated or a moment of carelessness "goldfish brain" and forget your laptop password and cannot log in to Windows. This situation makes many of you confused, sometimes frustrated not knowing how to use your laptop.



So what to do?

Here are some ways to help you troubleshoot when you accidentally forget your laptop password.

Method 1: Change password online

If you already have a Microsoft account and are logged into your computer's User, you can use this method. This method is extremely convenient. You do not need to prepare any additional software or devices.

Step 1: Use your phone or another computer to access the link: <https://account.live.com/resetpassword.aspx>

Step 2: Type the Email, phone number or Skype account name that you used to register for your Microsoft account.



Khôi phục tài khoản của bạn

Chúng tôi có thể giúp bạn đặt lại mật khẩu và thông tin bảo mật. Trước tiên, nhập tài khoản Microsoft của bạn và làm theo hướng dẫn bên dưới.

Email, điện thoại hoặc tên Skype

Hủy

Tiếp theo

Step 3: Confirm your identity, and choose to receive the security code via Email



Chúng tôi cần xác nhận định danh của bạn

Bạn muốn nhận mã bảo mật của mình như thế nào?

Email [hieunemo@gmail.com](#)

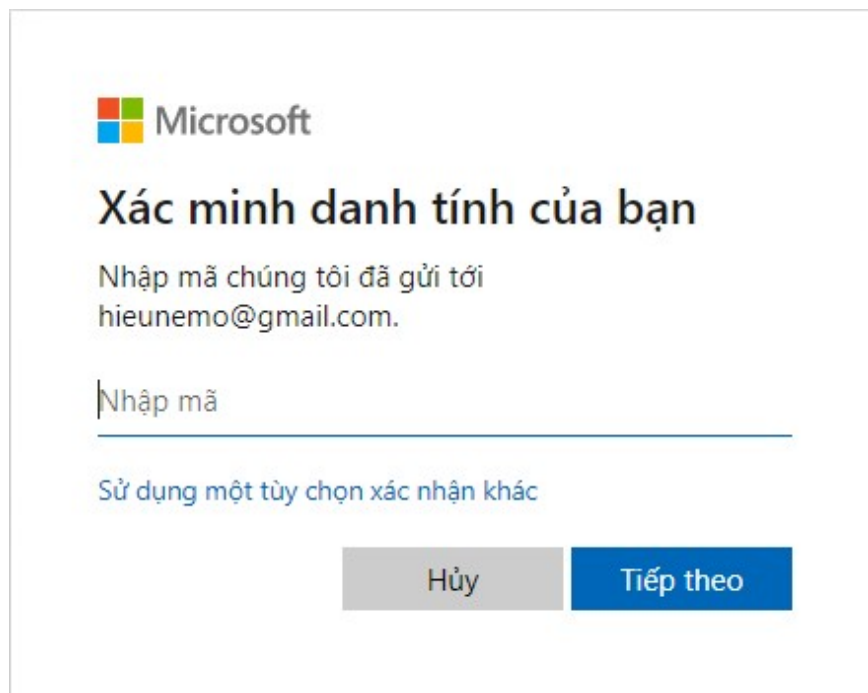
[Tôi có một mã](#)

[Hiển thị thêm phương pháp xác minh](#)

Hủy

Nhận mã

Step 4: A password reset verification code will be sent to your email. Enter the code in the verification code box, select Next to reset your password.



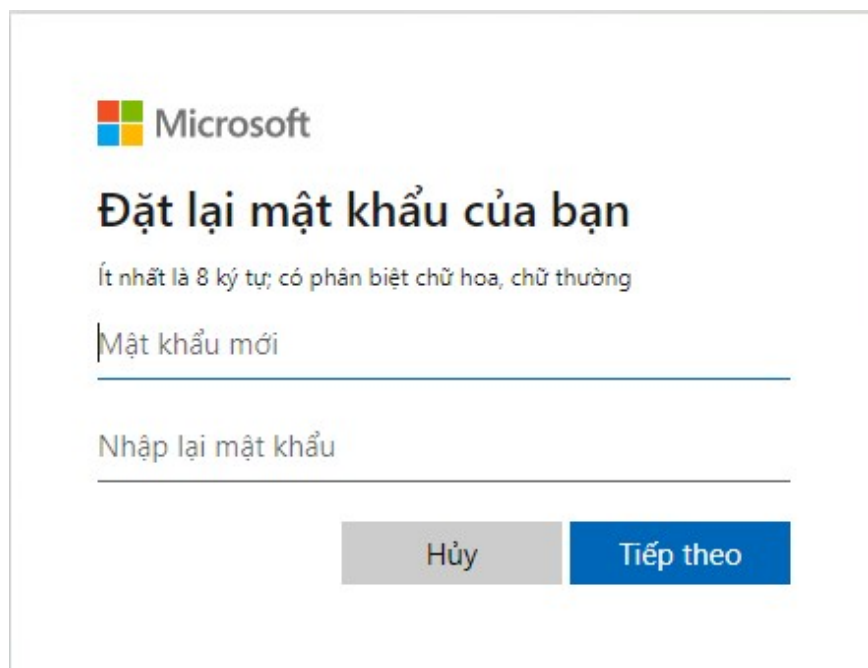
Microsoft

Xác minh danh tính của bạn

Nhập mã chúng tôi đã gửi tới
hieunemo@gmail.com.

[Sử dụng một tùy chọn xác nhận khác](#)

Step 5: Reset your new password and use it to log in to your computer or laptop.



Microsoft

Đặt lại mật khẩu của bạn

Ít nhất là 8 ký tự; có phân biệt chữ hoa, chữ thường

Nhập lại mật khẩu

Method 2: Using USB Boot

It is not too much to say that USB Boot is something that can handle all problems on the computer. And of course, in case you forget your laptop password, this is also a lifesaver to help you at this time. USB Boot will be integrated with many tools that can help you break the laptop password. However, to use USB Boot to break the laptop password requires you to have a little knowledge of computer and laptop technology.

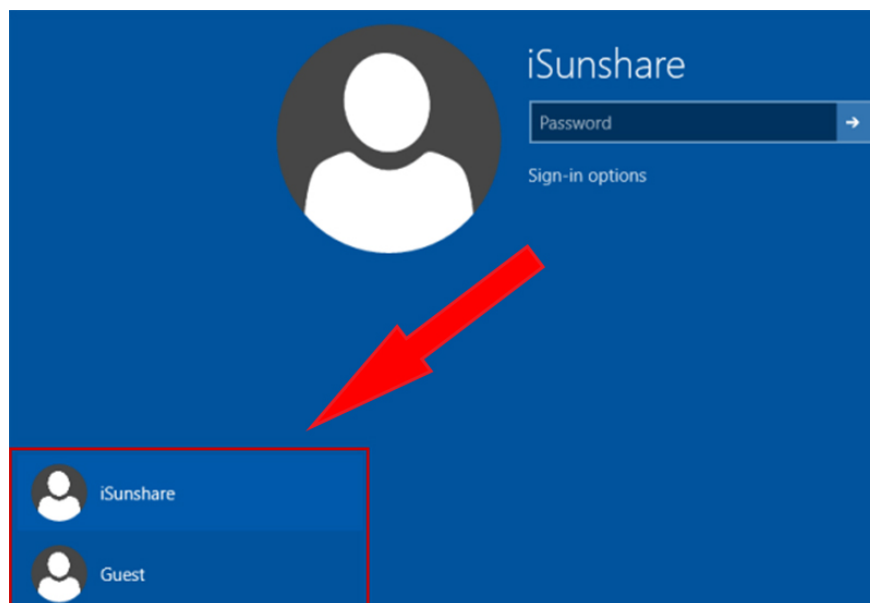


If you don't know how to create USB Boot, you can see here: <https://www.hacom.vn/huong-dan-tao-usb-boot-cuu-ho-may-tinh-bang-hiren-s-boot>

Method 3: Access another User Administrator to change the password

In case you have another Admin account, you can log in to this account to change the password for your current User.

When you turn on the computer, if you forget your laptop password, you will stop at the login screen. Now look at the left corner of the screen and you will see other User accounts (if any).



Alternatively, you can also access Administrator using the key combination **Ctrl + Del + Alt** and select **Switch User** to switch to the Admin account whose password you remember.

Once you have access to the secondary Admin account, you can go to **Control Panel > User Accounts** to change the password.

Method 4: Use third-party laptop password recovery tools

Third-party computer password cracking software is usually paid tools, so in Vietnam, this method is rarely used compared to the above methods that TipsMake has shared. However, if you have the conditions, you can also refer to some third-party laptop password cracking software such as:

1. Active@ Password Changer
2. Microsoft DaRT
3. Ophcrack LiveCD
4. iSeePassword

After purchasing this software, you can burn it to a USB or CD and run it on your computer or laptop to crack the password.

Method 5: Reinstall Windows

For a basic user, without any important data, reinstalling Windows is the simplest and least painful way. If you haven't reinstalled Windows for a long time and don't remember your login password, reinstalling Windows will help refresh your laptop. Sometimes this will help the computer work more smoothly. Reinstalling Windows is quite easy now, you can prepare the tool with a USB.



Instructions for installing Win using USB, you can see the instructions here: <https://www.hacom.vn/huong-dan-cai-win-10-bang-usb-voi-file-iso-nguyen-goc-tu-microsoft>

Above are ways to help you log in to your laptop or computer when you forget your password. Forgetting your laptop password is an unfortunate event that no one wants. But as you can see, dealing with this problem is not too difficult, right? Good luck!

You finished reading the article "**Forgot laptop password how to log in to windows?**" edited by the [TipsMake](#) team. We hope this article has provided you with many useful tech tips and tricks. You can search for similar articles on tips and guides. Thank you for reading and for following us regularly.