

Flash - Create words that explode

This article will guide you to use the Adobe Flash program's built-in tool to create a rather unique text effect, called blasted text to create banners or ads.

This article will guide you to use the Adobe Flash program's built-in tool to create a rather unique text effect, called blasted text to create banners or ads.

1. Create a file with the parameters shown in Figure 1:



Figure 1

2. Use the **Text** tool, adjust the parameters as shown in Figure 2 and type in the word **Yeah!**

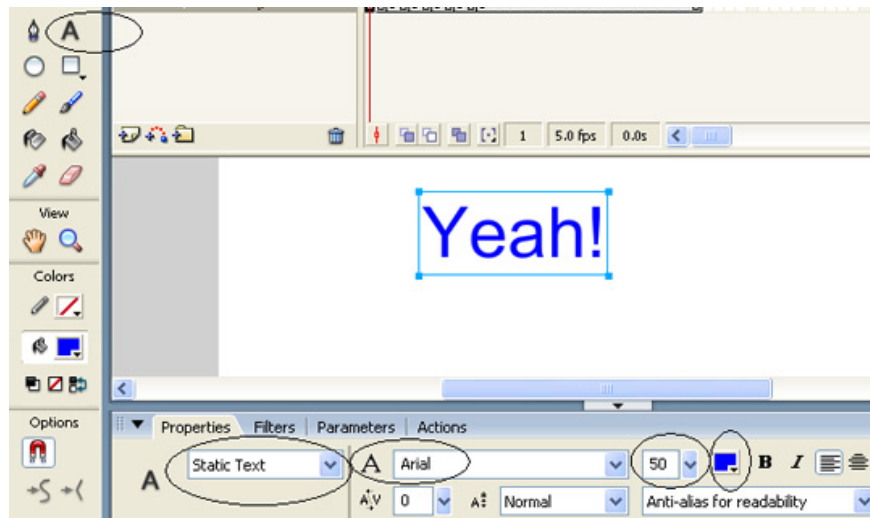


Figure 2

3. Select **Window > Color Mixer** and set **Alpha to 50%** (see Figure 3):

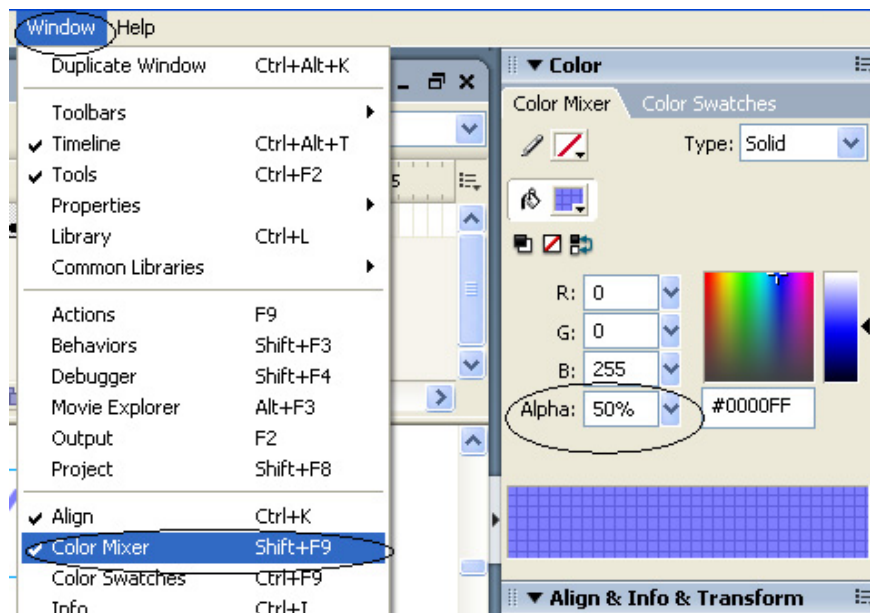


Figure 3

4. Right-click **Frame 3** , select **Insert KeyFrame** (see Figure 4).

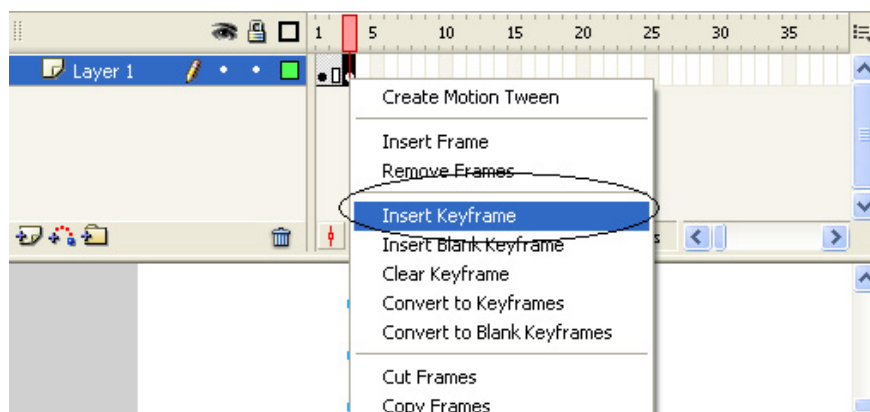


Figure 4

5. Click on the text box and adjust the parameters as shown in Figure 5:

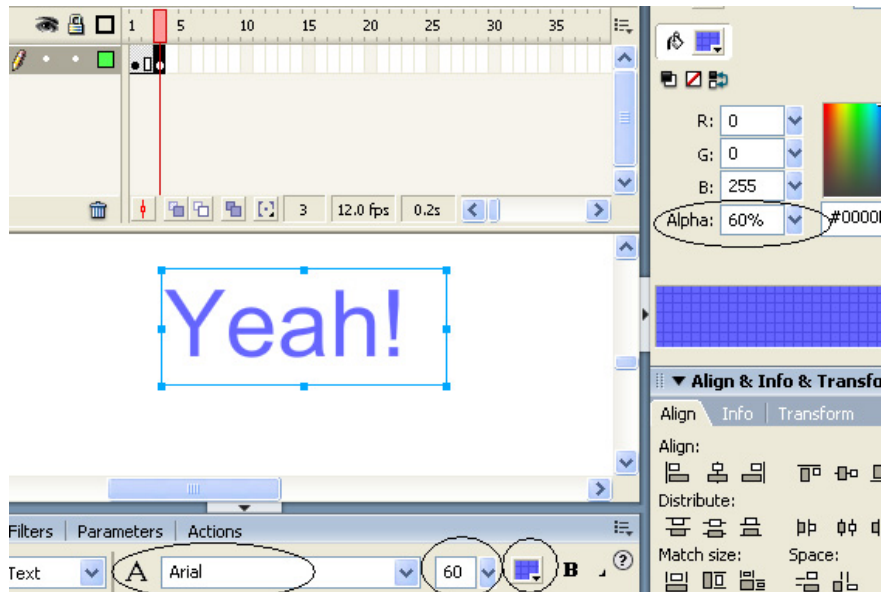


Figure 5

6. Do the same step Step 4, Step 5 for Frame 5, 7, 9, 11, each time increase to 10 (in Frame 11 alone, change the font color to red) (see illustration for Frame 11)

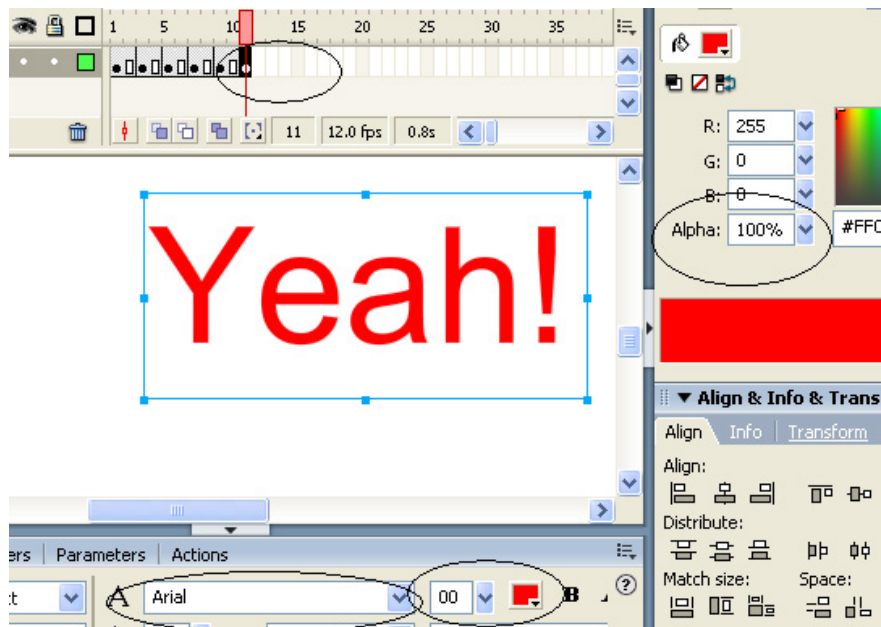


Figure 6

7. Note that we are in Frame 11. Click on the text, choose **Insert > Timeline Effects > Effects > Explode** (see Figure 7)

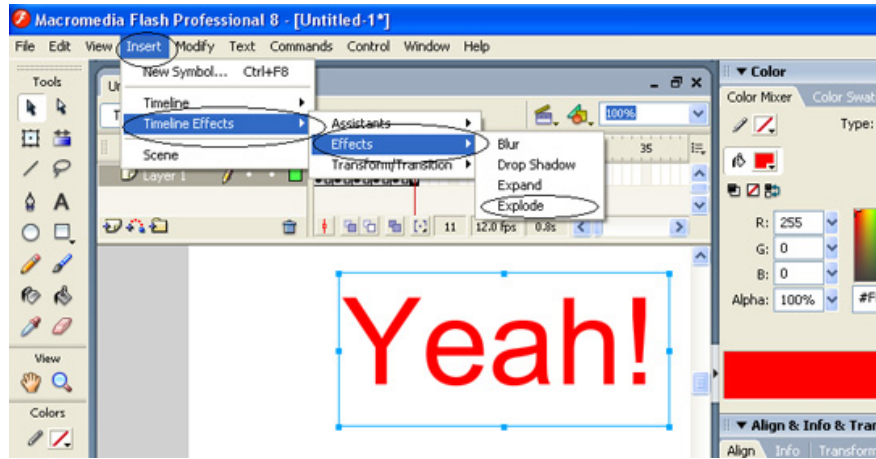


Figure 7

8. In the **Explode** table, select **OK** .

9. Press **Ctrl + Enter** to check the result. Download the source file [here](#) .

After completing the above steps, you will get the following result:

Yeah!

You finished reading the article "**Flash - Create words that explode**" edited by the [TipsMake](#) team. We hope this article has provided you with many useful tech tips and tricks. You can search for similar articles on tips and guides. Thank you for reading and for following us regularly.