

# Fixing the problem of a laptop not shutting down or restarting.

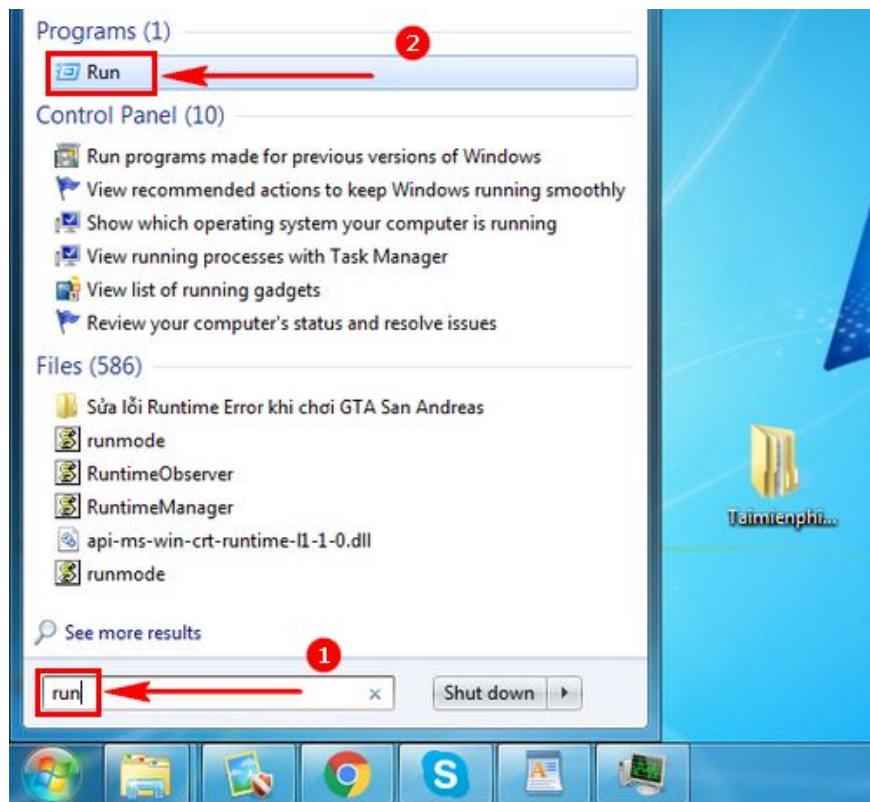
A laptop that won't shut down or restart can have many causes, such as software conflicts or hardware errors. In this case, you can only turn it off by pressing the hard keys or unplugging it. Follow the steps below from TipsMake to fix this problem.

The habit of **shutting down** and **restarting** your computer immediately after use without closing any software or applications is not unique to one person; many users today experience this, leading to problems with laptops failing to shut down and restart. In such cases, you need to press **Enter** or **End Process** to close running applications. More serious issues can cause these applications to malfunction or conflict, preventing the laptop from shutting down and restarting. Ideally, before shutting down your computer or laptop, you should close all running software and applications. Otherwise, you need to fix the laptop shutdown and restart problem using the following two methods to ensure the device can shut down properly.

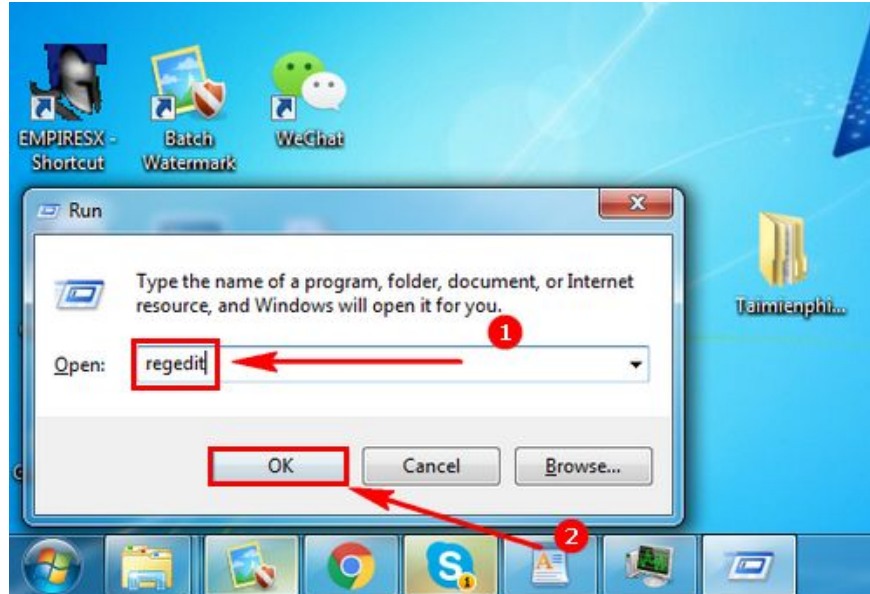
## Fixing laptop issues: won't shut down or restart.

### *1. Fix laptop shutdown and restart issues using Registry Editor.*

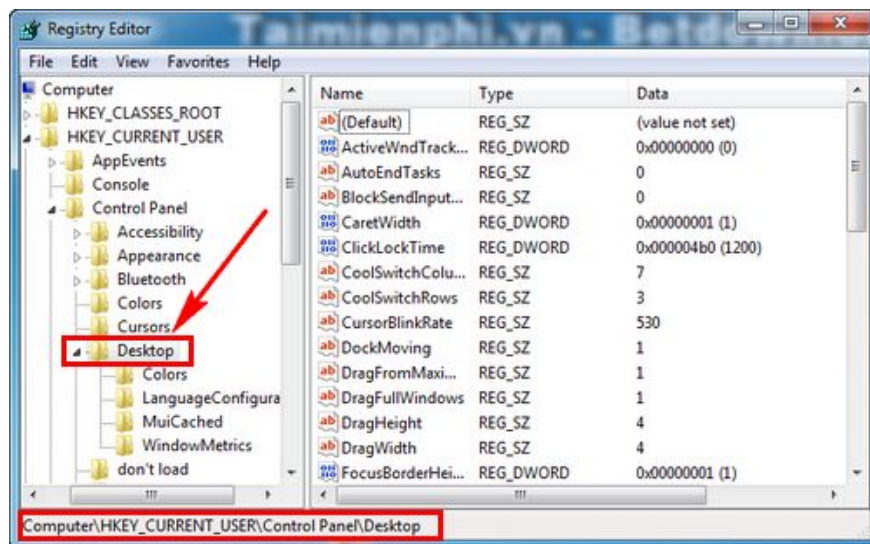
*Step 1:* Press **Start** or the **Windows key** . Then type "**Run**" in the search bar and press **Enter** . Alternatively, you can use the **Windows + R** key combination to quickly open the Run tool.



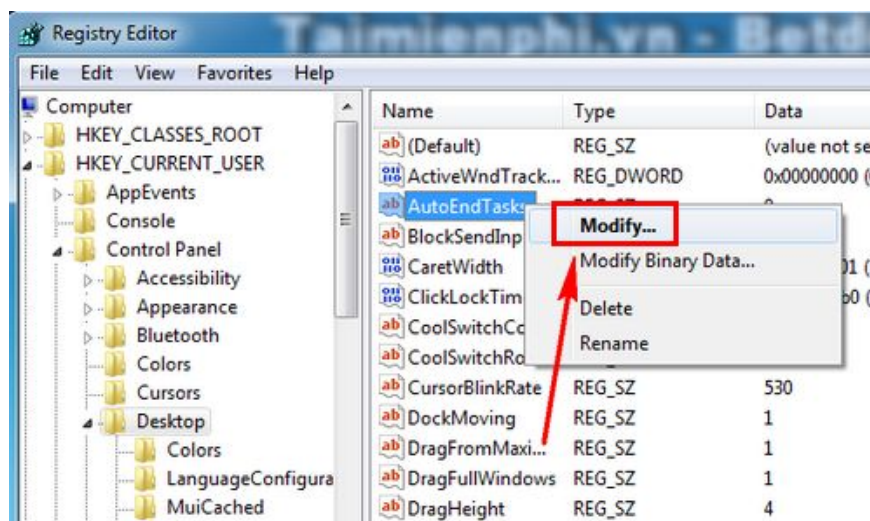
Step 2: After opening the Run dialog box, type the command **Regedit** to open the Registry Editor on your computer.



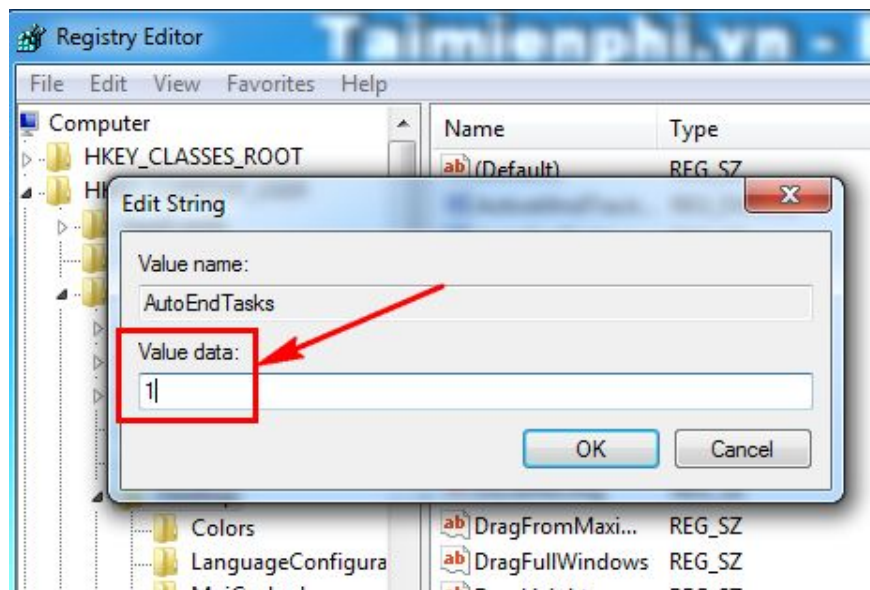
Step 3: In the Registry Editor interface, find the following section: **HKEY\_USERSCONTROL PANELDESKTOP**



Step 4: Notice the **AutoEndTasks** section on the right . Right-click and select **Modify** to edit the parameters.



Step 5: Change the **Value data** from 0 to 1 and press **OK** to save.

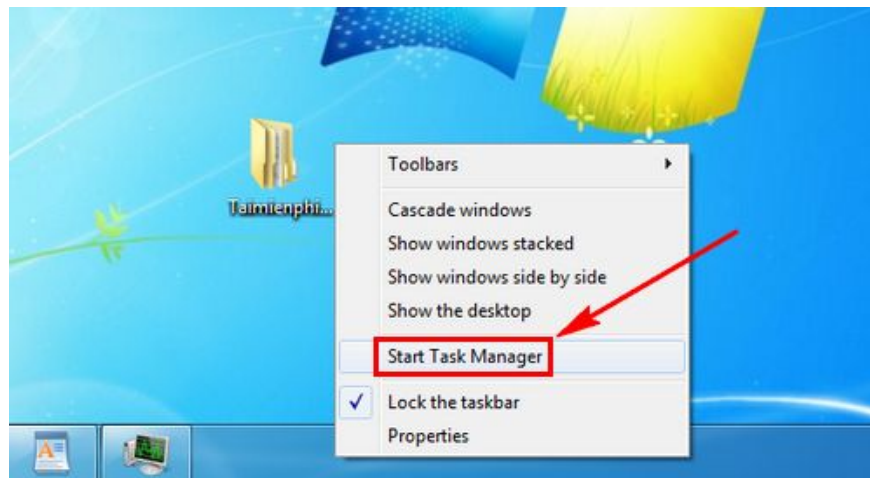


By following these steps, you have fixed the issue of your laptop not shutting down and restarting using Registry Editor. This adjustment allows the computer to automatically close running applications when you shut down or restart your computer or laptop.

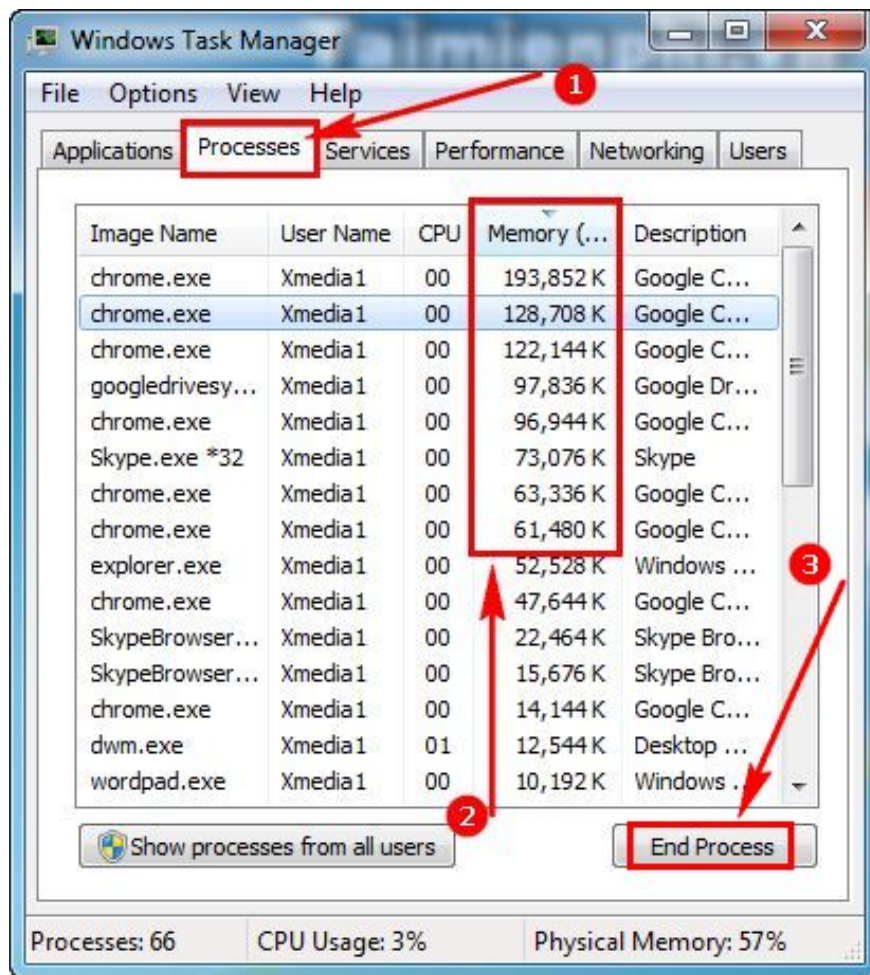
## ***2. Fix the problem of a laptop not shutting down and restarting using Task Manager.***

To identify which software is preventing a laptop from shutting down and restarting, users can use the Task Manager tool.

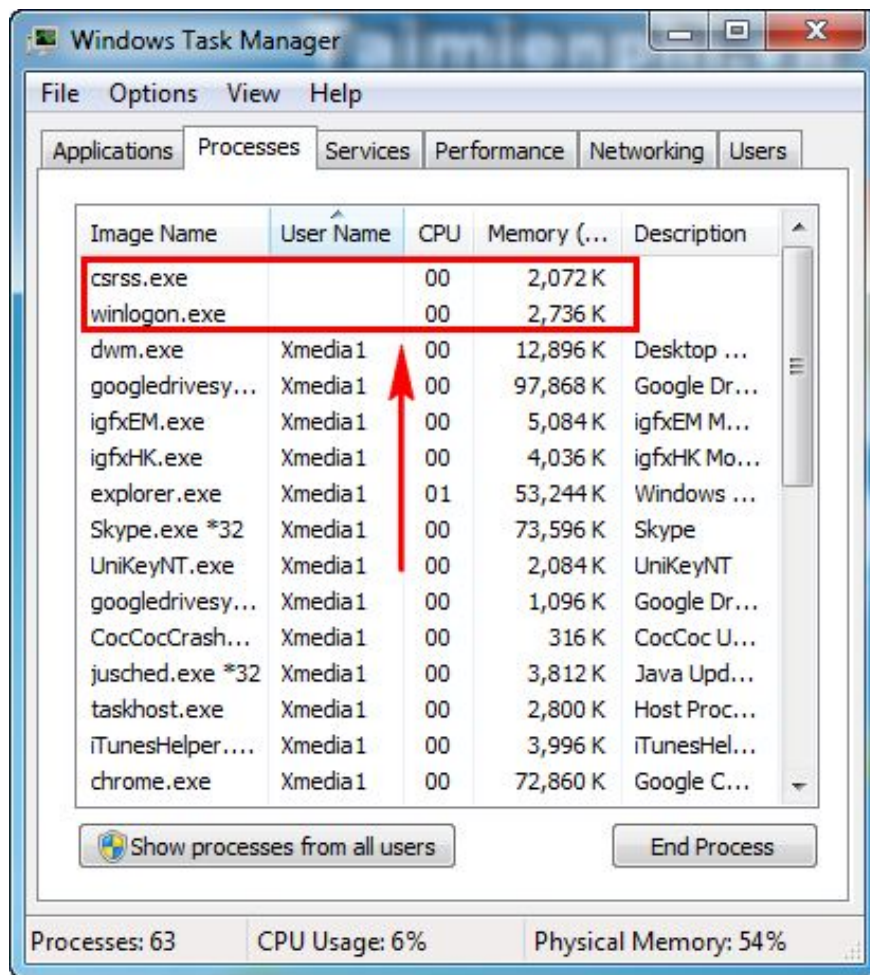
*Step 1:* Right-click on **the Taskbar** on your Desktop and select **Start Task Manager** . Alternatively, you can press **Alt + Ctrl + Delete** on your keyboard and select **Start Task Manager** when your laptop screen freezes.



*Step 2:* Click on the **Processes** section in Start Task Manager. To find out which applications are still being used up by consuming a lot of RAM, select Memory. Then, **End Process** for applications that are consuming excessive RAM and preventing the laptop from shutting down or restarting.



Additionally, to identify which processes are preventing your laptop's operating system from shutting down, click on the User Name. Check for processes that are not associated with your current User Name but are still running. Terminate these processes.



The two methods above will surely help users work more efficiently and fix the problem of a laptop not shutting down and restarting in the most effective way.

There are many different ways to shut down Windows 10, but not everyone knows how to do it fastest. Taimienphi has provided a guide on the quickest way to shut down Windows 10 ; if you want to know how, please refer to it.

For Windows 10 users, the problem of not being able to shut down a laptop still occasionally occurs, and you need to fix this issue using different methods. There are up to 5 tricks to fix the Windows 10 shutdown problem for users to choose from. Depending on the problem your Windows 10 is experiencing, you should fix the shutdown issue using the different methods described.

If your laptop shuts down but doesn't power off, it could be due to various issues. You can refer to this guide on how to fix the problem of **a laptop shutting down but not powering off** .

You finished reading the article "**Fixing the problem of a laptop not shutting down or restarting.**" edited by the [TipsMake](#) team. We hope this article has provided you with many useful tech tips and tricks. You can search for similar articles on tips and guides. Thank you for reading and for following us regularly.