

# Fixed a bug with the Cap Lock key on Windows 10 suspended

After installing the Windows 10 Technical Preview version, many users reflect that the Caps Lock key on the keyboard does not work properly, even in some cases, cannot open the Caps Lock key. To fix this, please refer to the following article of Network Administrator.

After installing the Windows 10 Technical Preview version, many users reflect that the Caps Lock key on the keyboard does not work properly, even in some cases, cannot open the Caps Lock key. To fix this, please refer to the following article of Network Administrator.



## Steps to fix the Cap Lock key error on Windows 10 hangs:

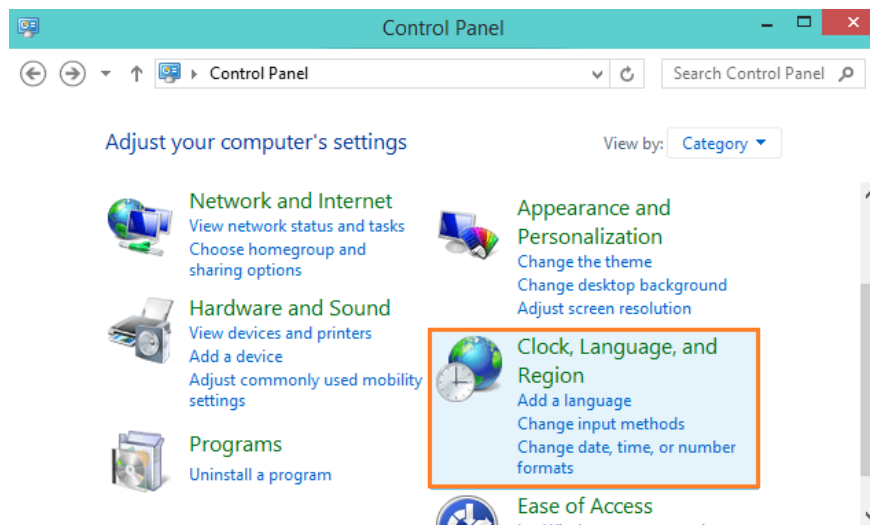
To fix the Cap Lock key error on Windows, follow the steps below:

### Step 1:

First open Control Panel on your Windows 10 computer.

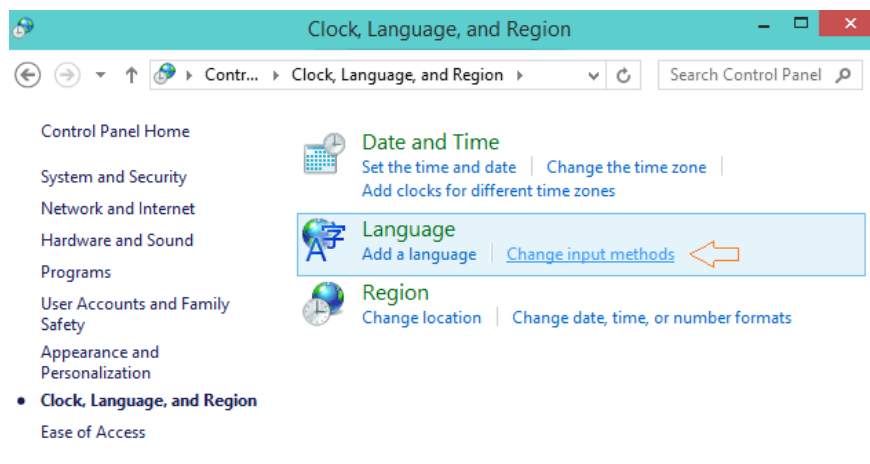
### Step 2:

On the Control Panel window, click the **Clock, Language and Region option**.



### Step 3:

Next on the Clock, Language and Region window, find and click the **Change Input methods** option under the **Language** section.

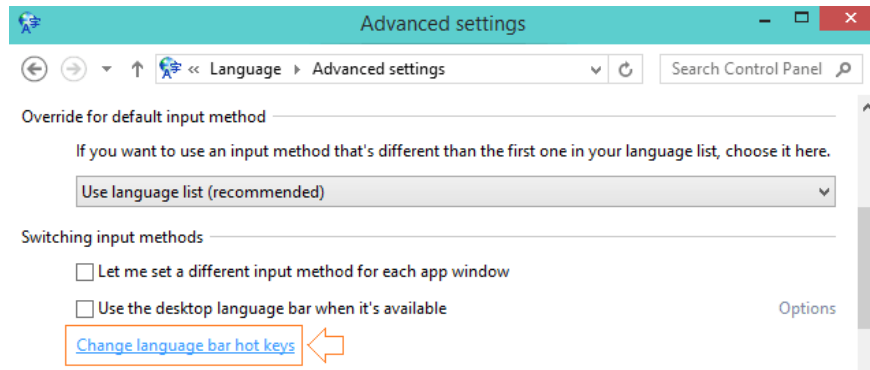


### Step 4:

Click on the **Advanced Settings** link.

### Step 5:

Next go to **Switching input methods** , click the **Change language bar hot keys** link.

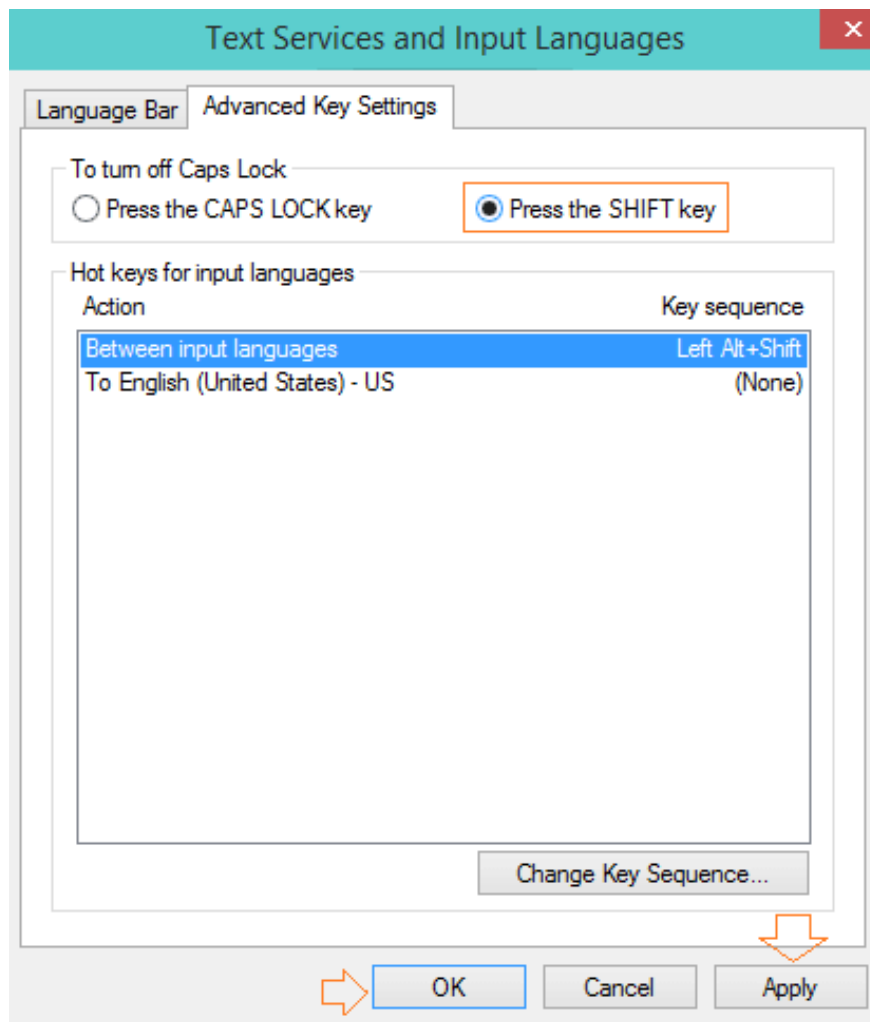


## Step 6:

Now on the screen that appears the Text Services and Input Languages ??dialog box.

## Step 7:

At the Text Services and Input Languages ??dialog window, go to the **Advanced Key Settings tab** . At the Advanced Key Settings tab, click the **Press the Shift key option** displayed in the **To turn off Caps Lock section** .



### Step 8:

Finally, click **Apply** and then click **OK** to save the changes.

### Refer to some of the following articles:

1. Here's how to uninstall Windows 10 to return to using Windows 7 or 8.1
1. How to share a folder (folder) via LAN on Windows 10
1. What is Developer Mode on Windows 10? How to activate this mode?

### Good luck!

You finished reading the article "**Fixed a bug with the Cap Lock key on Windows 10 suspended**" edited by the [TipsMake](#) team. We hope this article has provided you with many useful tech tips and tricks. You can search for similar articles on tips and guides. Thank you for reading and for following us regularly.