

Fix word sticking errors in Word 2007

Word errors in Word will affect the content and layout of the entire document. The reason is because it is not compatible with the Office suite you are using. So how to handle this situation?

During the drafting of Word content, you will have to deal with a lot of errors that affect the content as well as the text layout, such as a typo error when typing in Word 2007. When you proceed to type the content above Word documents, words suddenly joined together. In particular, this situation is often encountered when we open documents from Word 2010, or 2013 versions.

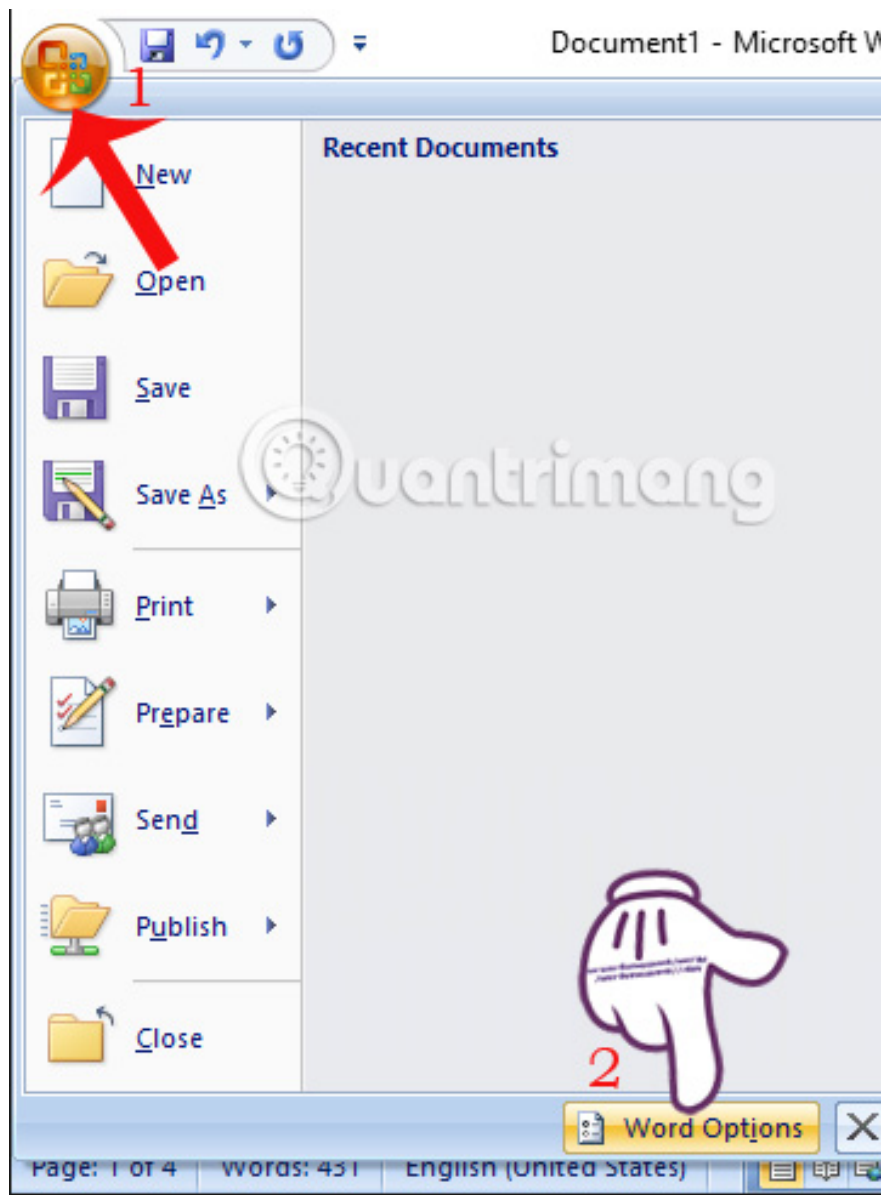
Word errors in Word will affect the content and layout of the entire document. The reason is because it is not compatible with the Office suite you are using. So how to handle this situation? In this article, the Network Administrator will show you how to handle word sticking with Word 2007.

You can see some more ways to fix other Word errors:

1. How to fix the line spacing when aligning in Word
2. How to fix the error of accent marks when writing capital on Word
3. How to fix errors automatically jumps pages on Word
4. How to fix Vietnamese typing errors in Word, Excel
5. Instructions for fixing errors with missing words when entering content in Word

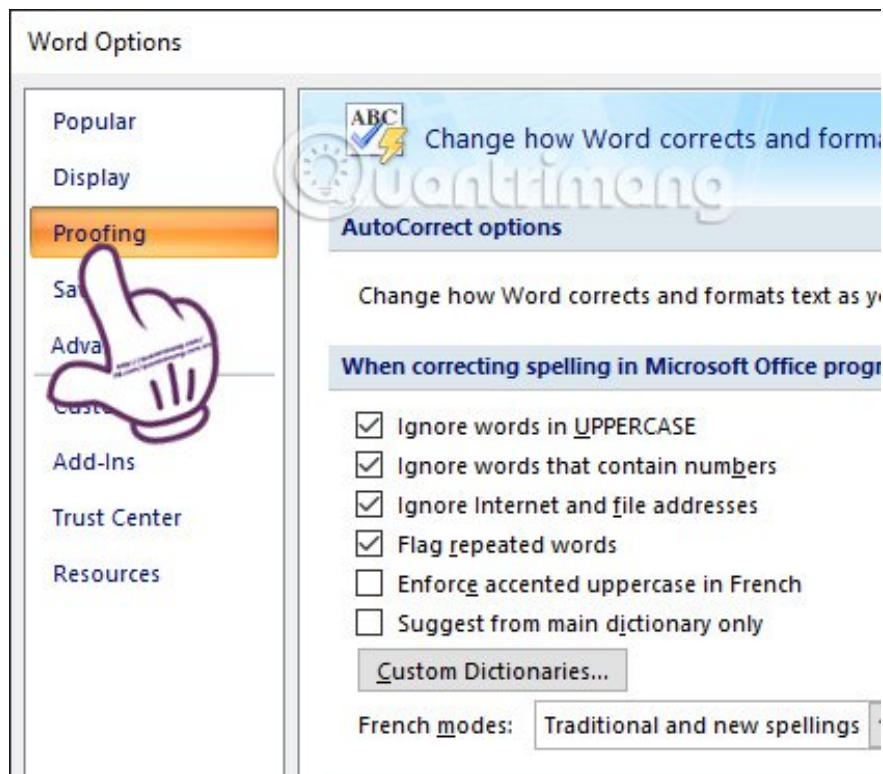
Step 1:

First of all, you open the worded Word document. Click on the **Office Button** button in the Word interface, on the top left. Then select **Word Options** .



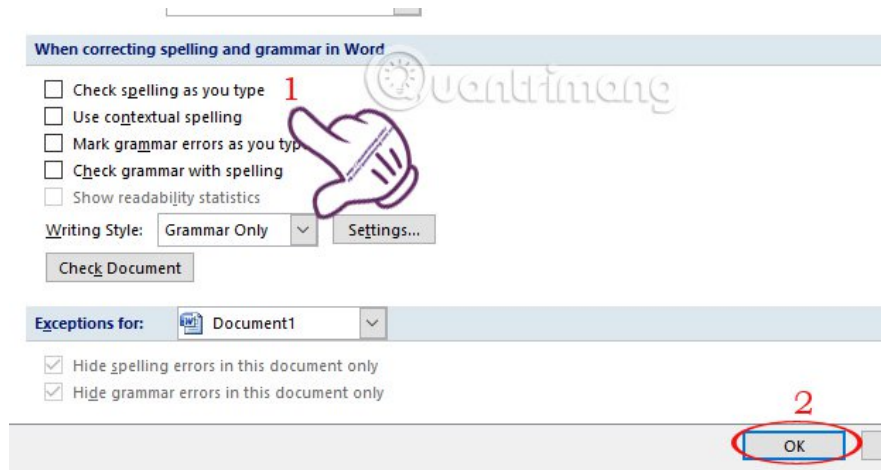
Step 2:

In the Word Options interface, we select the **Proofing** item.



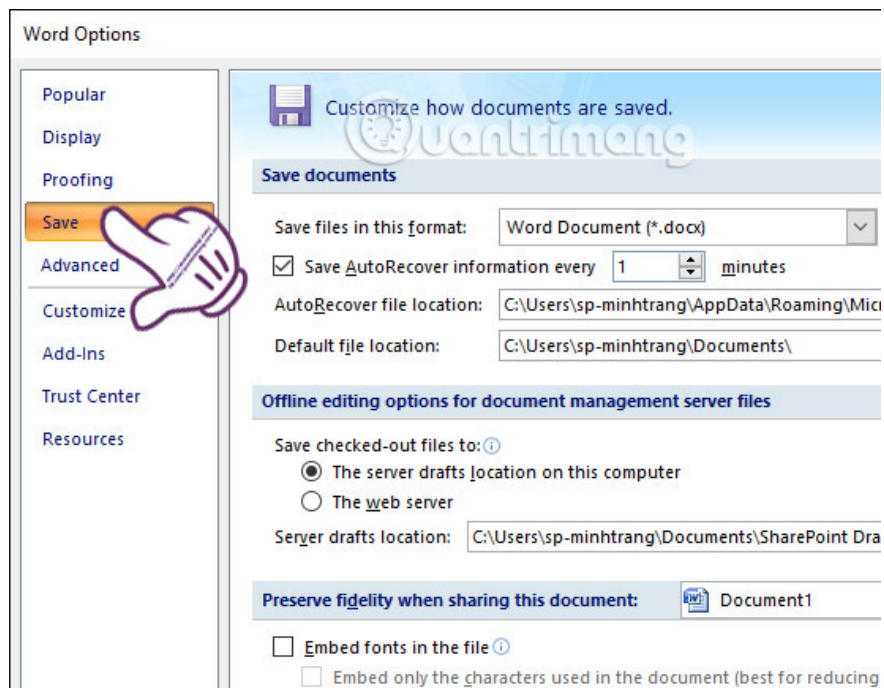
Step 3:

In the **When correcting spelling and grammar in Word** section , we will remove all **5 options** as shown below. Then click **OK** to leave the result.



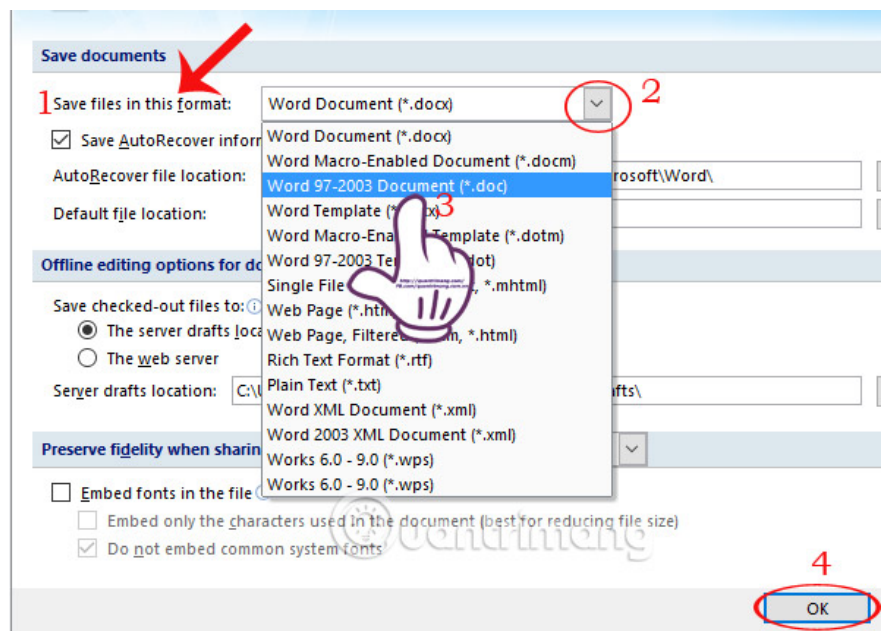
In addition to limiting the above error, we should also leave the document in **.doc** format instead of **.docx**. Because when converting to **.doc** tail format, the text will be compatible almost with all versions of Word and we can open the text on many different versions of Microsoft Word.

Also at the Word Options interface, select **Save** .



Looking at the right interface in **Save files in this format** , we will convert to a text file format in .doc by clicking on **the triangle icon** and selecting **Word 97-2003 Document (*.doc)** .

Finally click **OK** to change this setting again.



The above is a guide to fix the words that stick together when we enter the text content in Word 2007. Besides, to limit this situation, you should also use the .doc format for Word documents. 2007, to be compatible with Word 2003, 2010 or 2013 versions.

Refer to the following articles:

1. Create a quick dot (.....) line in Microsoft Word

1. Simple way to convert PDF files to Word

1. How to quickly convert Word files to PDF?

I wish you all success!

You finished reading the article "**Fix word sticking errors in Word 2007**" edited by the [TipsMake](#) team. We hope this article has provided you with many useful tech tips and tricks. You can search for similar articles on tips and guides. Thank you for reading and for following us regularly.