

# Fix VivaVideo that crashes, closes suddenly or becomes unresponsive

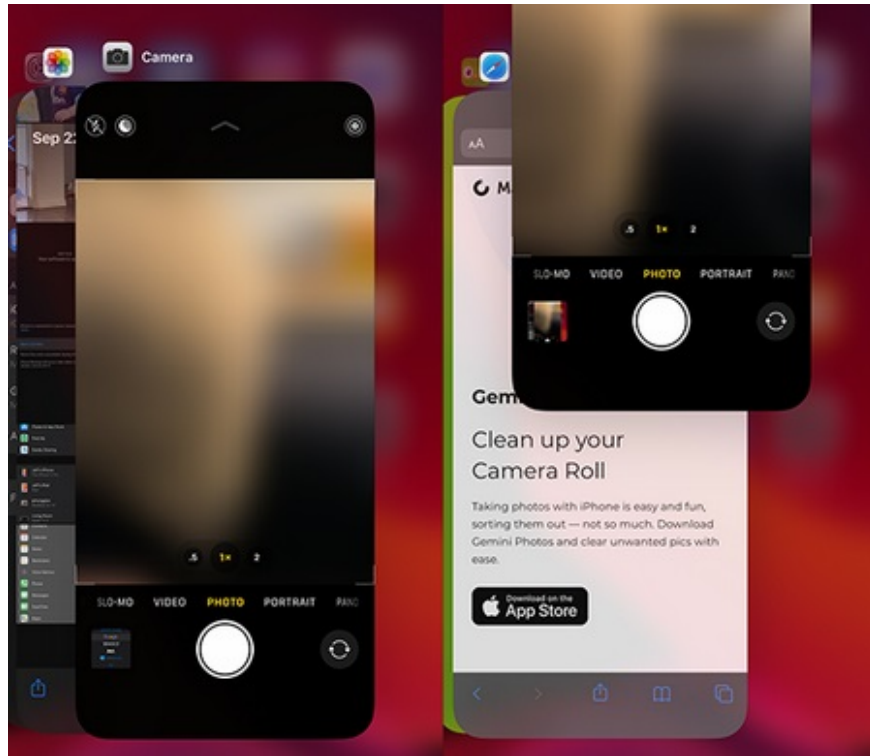
Recently, the VivaVideo application keeps crashing and you don't know why? Leave finding the reason aside and focus on fixing VivaVideo that crashes, closes unexpectedly or doesn't respond to the fixes shared in the article.

**VivaVideo** is a great mobile video editing app and like any other app, it doesn't work as well sometimes. It's annoying when you are editing video with VivaVideo app constantly having problem like crashing, closing unexpectedly or not responding. So is there a way to solve this problem? The answer is yes and try the fixes presented below.

## Method 1: Force close the application

When the mobile apps in general and VivaVideo in particular are unresponsive, you can force close the app and restart the app afterwards.

- On iOS devices running iOS 12 or later, from the home screen, you swipe up from the bottom and on iPhone 8 and below, you double-tap the Home button to reveal open apps. Then, you swipe up in the application window to close it.

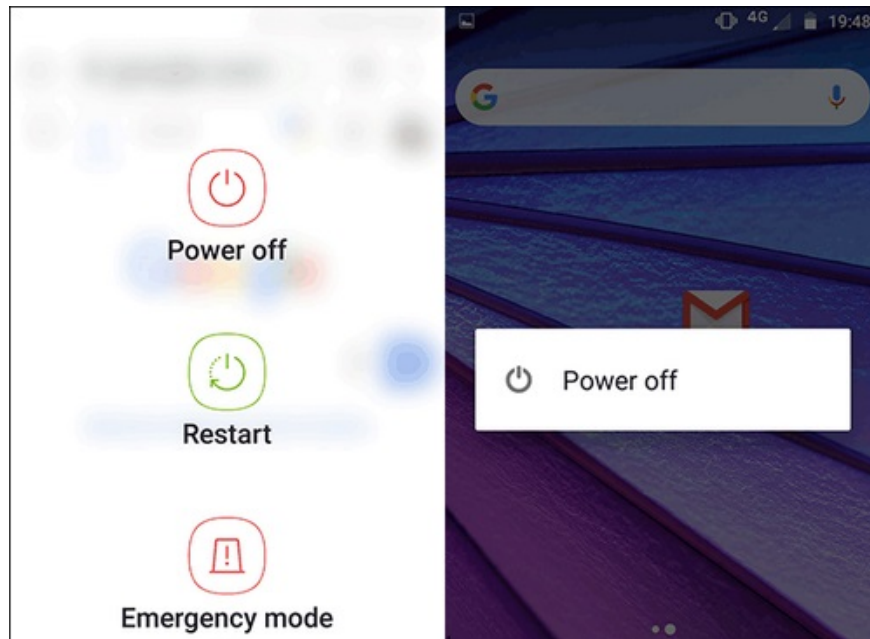


- On Android, tap the Overview button (the small square icon at the bottom of the home screen) to display the active apps. Then, you swipe up in the application window to close it. Or go to Settings> Apps> VivaVideo and tap the Force stop button.

## **Method 2: Reboot the phone**

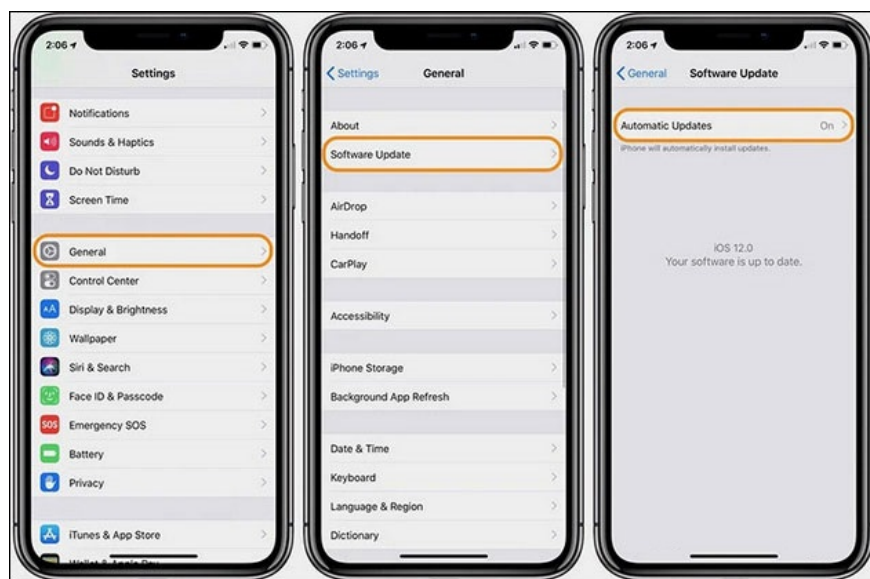
Lots of problems can be effectively solved just by rebooting the device. Therefore, when you encounter the VivaVideo hang error, reboot your smartphone and see if the problem has been fixed. How to restart your mobile device depends on the phone model you are using.

- On iPhone 8, X, XS, XR or later, hold down the volume up button and the power button at the same time until the words Slide to Power Off appears. On iPhone 7 and below, hold down the power button until the words Slide to Power Off appear. After the device turns off, wait for a while and reboot the phone.



On Android, the easiest way to restart an Android smartphone is to hold down the power button for a few seconds and select Power Off. Wait for your mobile device to turn off completely and press the power button to turn it back on.

### **Method 3: Check for the latest operating system and application updates**



Sometimes the latest VivaVideo version is not compatible with your smartphone's current OS version. Therefore, check the latest version of your operating system and also the VivaVideo app on the app store. If the latest update is available, please update and possibly the VivaVideo hang error will be fixed.

### **Method 4: Check application permissions**

Third-party apps like VivaVideo may crash if certain permissions aren't given. Therefore, you go to settings, find the application and grant related permissions

## Method 5: Free up storage space

If the system memory is not enough, some apps may quit suddenly. In this case, it is recommended to free up some memory space to ensure that there is at least 20% of memory space.

## Method 6: Ensure a stable Internet connection



A slow or unstable network connection can also result in the VivaVideo app crashing. If you're on Wi-Fi, you can switch to cellular data for a trial, or vice versa. And the app may crash when you switch from Wi-Fi to mobile network, so you can first close the app, then make the switch to avoid unexpected things happening with the project. you are done in VivaVideo.

## Method 7: Report the problem to the developer

Finally, if all of the above and the other methods you can think of are not working, you can contact QuVideo Inc support [HERE](#) to report the problem you are having. right.

## Method 8: Delete the app and reinstall it

This is also another workaround, effectively fixing the app not working error on the smartphone. To uninstall the VivaVideo application, long-press the application icon and select Uninstall. Then, open the App Store or Play Store and reinstall the app.

The apps do not always work smoothly, and sometimes you will encounter some unexpected issues during the experience. If you encounter the error VivaVideo hangs, closes suddenly or becomes unresponsive, please apply some of the above fixes to fix the error and continue using as usual.

You finished reading the article "**Fix VivaVideo that crashes, closes suddenly or becomes unresponsive**" edited by the [TipsMake](#) team. We hope this article has provided you with many useful tech tips and tricks. You can search for similar articles on tips and guides. Thank you for reading and for following us regularly.

---