

Fix Vietnamese typing error on Facebook application for Windows 10

Some people download and experience the latest version of Facebook for Windows 10, having a Vietnamese typing error, unable to type Vietnamese with an accent or jump. This is because ...

In order to meet the needs of users, recently the latest version of Facebook dedicated to Windows 10 has been launched with features and interfaces that are slightly changed compared to the predecessor. Facebook Windows 10 still carries the basic characteristics of the Web version, making it familiar and convenient for users.

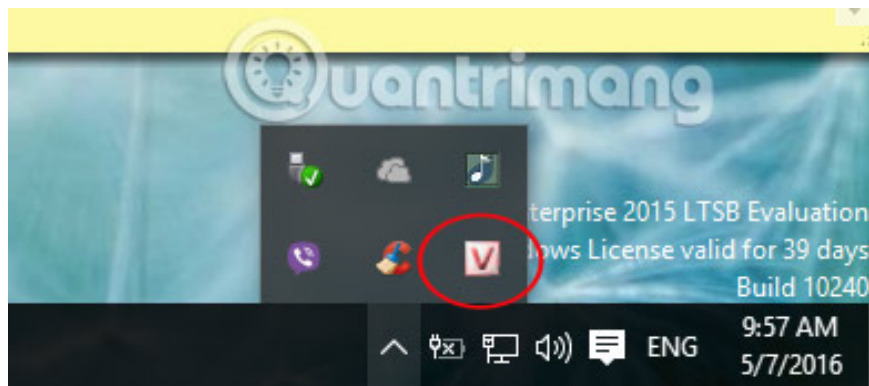
1. **How to retrieve a hacked Facebook account**
2. **Instructions for setting up Live Stream Video feature on Facebook**
3. **This is how Live Stream Facebook Video on PC**

However, some people reflect this latest version has not really met the users, especially stumbling on the error of typing Vietnamese without accent, the word jumps every time you type. It is recommended that you use the latest UniKey Vietnamese keyboard (RC4), then edit the settings at UniKey according to the instructions below:

1. Download Facebook for Windows 10
2. Download UniKey latest version

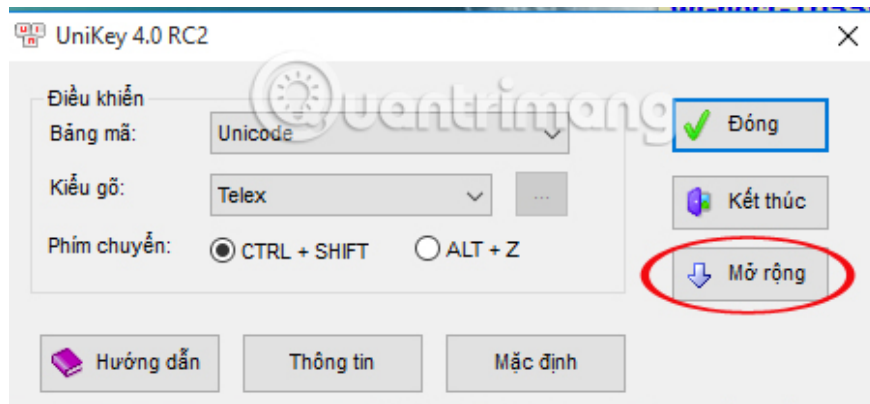
Step 1:

After downloading the latest UniKey Vietnamese typing tool to your computer, **click on the UniKey icon in the system tray**, or press **Ctrl + Shift + F5** to open the control panel.



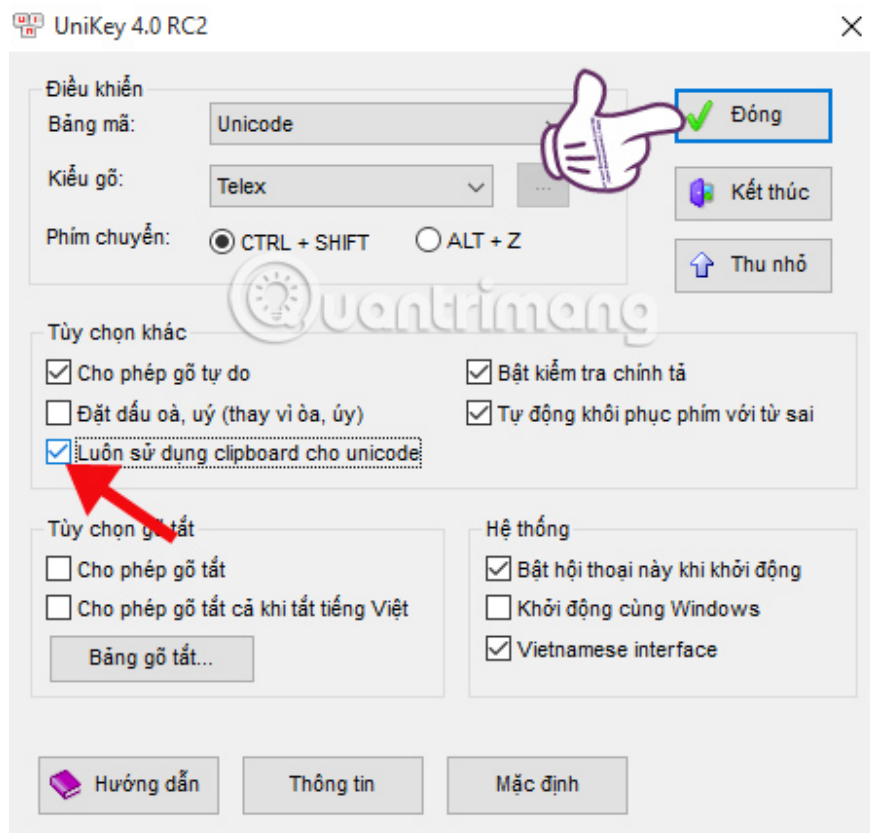
Step 2:

The UniKey control panel appears. Click on the **Extension** .



Step 3:

In the settings panel, find and check the **Always use clipboard for unicode box** . Click **Close** to complete the setup.



Fixing errors is easy to do with just 3 simple steps. Please try typing Vietnamese on Facebook Windows 10.

Refer to the following articles:

1. 2 steps to make video calls on Facebook
1. 8 How to fix Facebook access errors
1. How to recover deleted messages on Facebook?

Hope this article is useful to you!

You finished reading the article "**Fix Vietnamese typing error on Facebook application for Windows 10**" edited by the [TipsMake](#) team. We hope this article has provided you with many useful tech tips and tricks. You can search for similar articles on tips and guides. Thank you for reading and for following us regularly.