

Fix the error Unikey can't type Vietnamese

Unikey when typing Vietnamese when using Vietnamese keyboard, is a mistake many users still encounter. This error causes many difficulties for users in their daily work. So the cause of Unikey error does not type Vietnamese with the mark of where and how to fix this Unikey? Please follow the following article of Network Administrator to find solutions when you cannot type Vietnamese on Unikey.

Unikey is a tool that supports popular Vietnamese typing and is currently used by many users. For those who work in the office, handling hundreds of documents, Unikey has become an effective support tool, with compact size, simple interface and easy to use.

Unikey when typing Vietnamese when using Vietnamese keyboard, is a mistake many users still encounter. This error causes many difficulties for users in their daily work. So the cause of Unikey error does not type Vietnamese with the mark of where and how to fix this Unikey? Please follow the following article of Network Administrator to find solutions when you cannot type Vietnamese on Unikey.

1. Unikey error due to inappropriate installation

1. Download Unikey for the computer

First of all, you need to check if your computer is using the version of Unikey installer already. It is possible to configure each computer differently so we also need to choose the correct version of Unikey accordingly.


For example, with Windows 7 or later, you should install Unikey 4.0. Windows 8 and above operating system install Unikey 4.2 RC1 version. Or the Unikey 32-bit and 64-bit versions are also different when used.

Remedy : Check your computer and then download a new version of Unikey that fits your computer.

2. Error typing Vietnamese Unikey by choosing the wrong typing mode

There are quite a lot of people who start Unikey but forget to **switch to Vietnamese typing mode** but still use English typing mode.

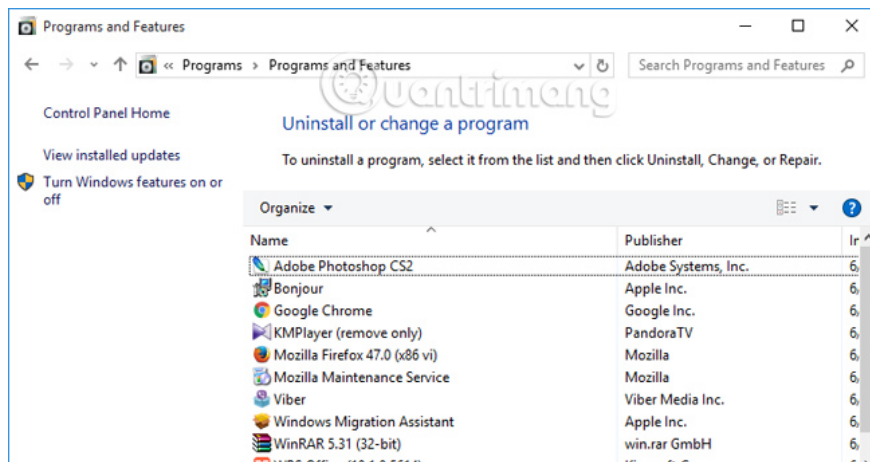
Fix : you just need to click **the Unikey icon under the Taskbar** to check. If the Unikey icon is in green E mode, it means we are typing in English mode. Click on the icon to switch to **the red Unikey icon and type in Vietnamese** , or use Ctrl + Shift.



3. Unikey error due to percussion conflict

On your computer, you should only install a set of tools to support Vietnamese typing. In this case, just install Unikey. The many users after installing Unikey but forgot to remove the old Vietnamese keyboard as Vietkey also led to the error typing Vietnamese on Unikey.

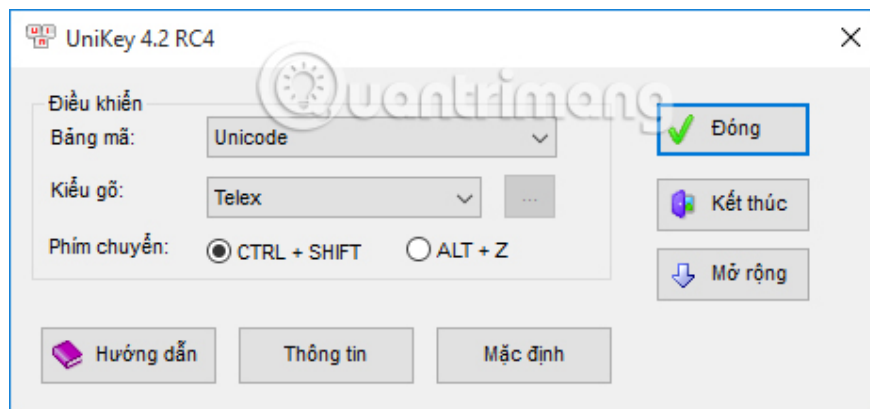
Solution : Check the programs that are installed on the computer in **Control Panel** . If there are two percussions, remove one of the Vietnamese keyboards.



4. Unikey error due to wrong typing configuration

Many people are still unclear about how to use Encoding and Typing Method in Unikey. Thus leading to wrong choice and unable to type in Vietnamese accented.

Remedy : we will switch to using **Unicode Code** and **Telex Typing for Unikey to type Vietnamese** .



Thus, we have pointed out the reasons why Unikey could not type Vietnamese and how to overcome each cause. If you have not typed Vietnamese, please uninstall Unikey on your computer and install again.

If you have tried all the above methods and still cannot fix the error, Unikey, then try using EVkey software to type Vietnamese on the computer. This software is quite similar to Unikey both in terms of interface and how it works, but it has been programmed to fix most errors that cannot type Vietnamese when using Unikey.

Refer to the following articles:

1. Fix errors not typing Vietnamese on Chrome
1. How to convert font code with Unikey
1. How to transfer unsigned text with Unikey

I wish you all success!

You finished reading the article "**Fix the error Unikey can't type Vietnamese**" edited by the [TipsMake](#) team. We hope this article has provided you with many useful tech tips and tricks. You can search for similar articles on tips and guides. Thank you for reading and for following us regularly.