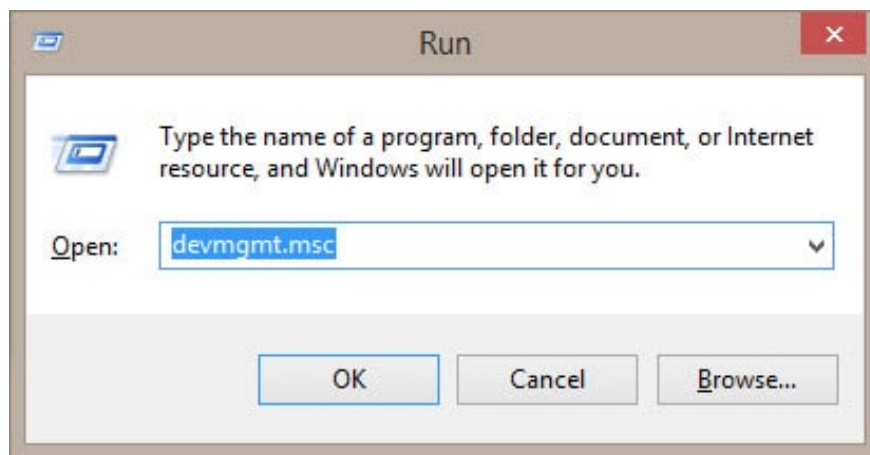


Fix the error of the computer not being able to access the network after Ghost

Recently, many computers have encountered errors of not being able to access the network after Ghost. If you are one of the victims of this problem, please refer to the solution in the content section below.

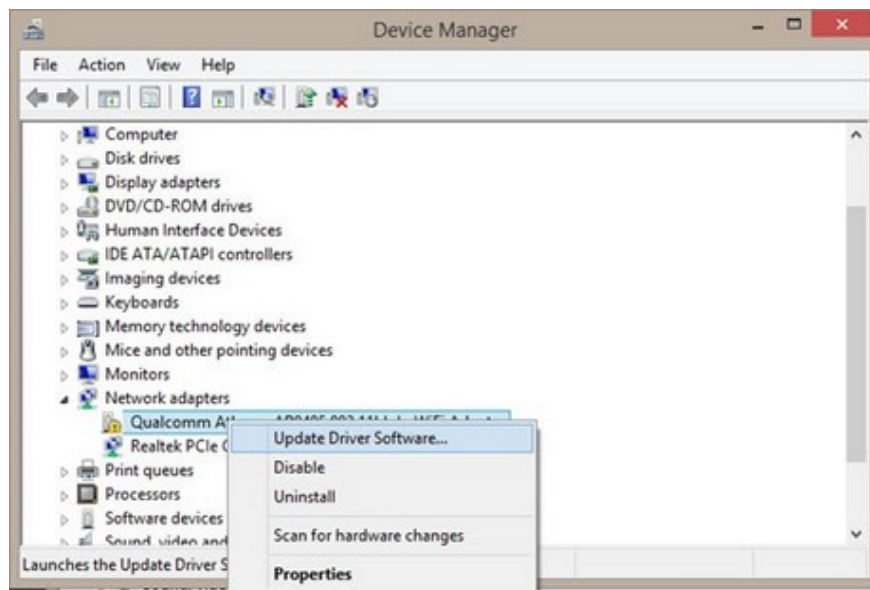
Currently, most computer users often choose the **ghost Windows** method instead of reinstalling, which is very time consuming. It is true that technicians have tried to fully integrate drivers for all models, but errors and mistakes are still inevitable. Therefore, if your computer cannot access the network after Ghost, please follow the steps below to fix it

Step 1: First, use the **Windows-R** key combination to open the Run dialog box, then run the command **devmgmt.msc**

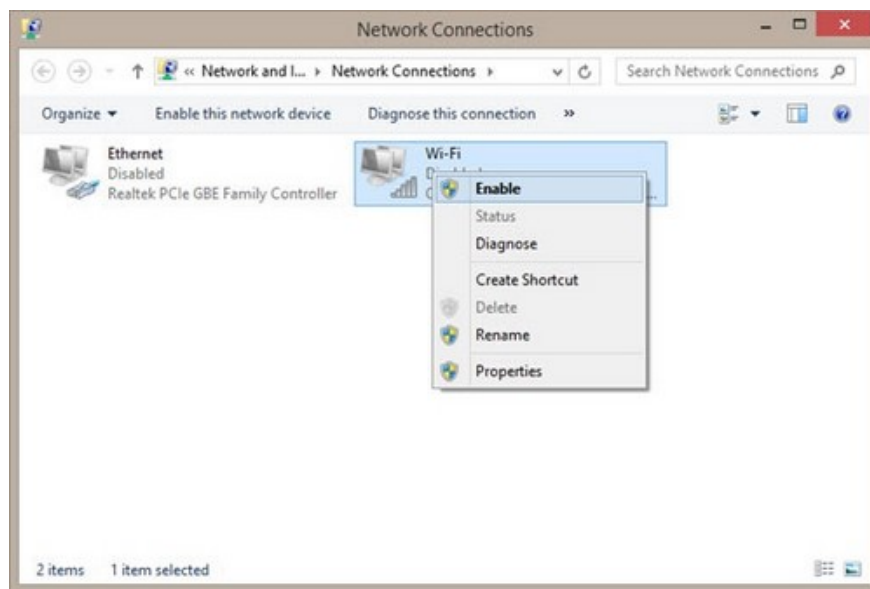


Step 2 : Now check which network driver has a yellow exclamation mark or question mark icon, then click the **Update Driver Software** button to find the driver.

Or if using a laptop, you can refer to **Dell, Asus, HP, Acer Driver download websites** for more details.



Also go to Network Connection and see if the network is disabled. You just need to activate it by right-clicking and selecting **Enable** to complete.



So you have just referred to the steps to fix computer errors when you cannot access the network after ghosting. In fact, the main cause is still missing or faulty network drivers. You just need to fix it by finding the right driver to download and install. Also, please refer to how to **check drivers** and check hardware for your computer that we have introduced for more details.

There are many reasons why a computer cannot access the network. When this happens, please refer to the causes as well as the ways to fix the computer losing network or internet connection that we have provided.

You finished reading the article "**Fix the error of the computer not being able to access the network after Ghost**" edited by the [TipsMake](#) team. We hope this article has provided you with many useful tech tips and tricks. You can search for similar articles on tips and guides. Thank you for reading and for following us regularly.

