

# Fix the abrupt Flash Player error on Google Chrome

Google Chrome is the default browser for many users because it is easy to use and has many features. However, there are some errors on Google Chrome that users cannot find a way to fix. One of the problems is that the Flash Player is suddenly stopped for unknown reasons. This happens when you are playing a video that requires Shockwave Flash Player.

**Google Chrome is the default browser for many users because it is easy to use and has many features. However, there are some errors on Google Chrome that users cannot find a way to fix.** One of the problems is that the Flash Player is suddenly stopped for unknown reasons. This happens when you are playing a video that requires **Shockwave Flash Player** .


1. Download the latest Adobe Flash Player for Windows
2. Download the latest Google Chrome version
3. Download Firefox browser
4. Download Coc Coc browser

## Why is Flash Player stopped suddenly?

Going into the problem shows that the new version of Google Chrome is usually preinstalled with a customized version of Flash Player. Most people will download and install **Flash Player** from Adobe available for all applications including Google Chrome.

## How to Be More Confident In Any Social Situation

In this video, in addition to sharing my personal journey with confidence, I share a word-for-word script that you can use start using to develop your confidence TODAY.

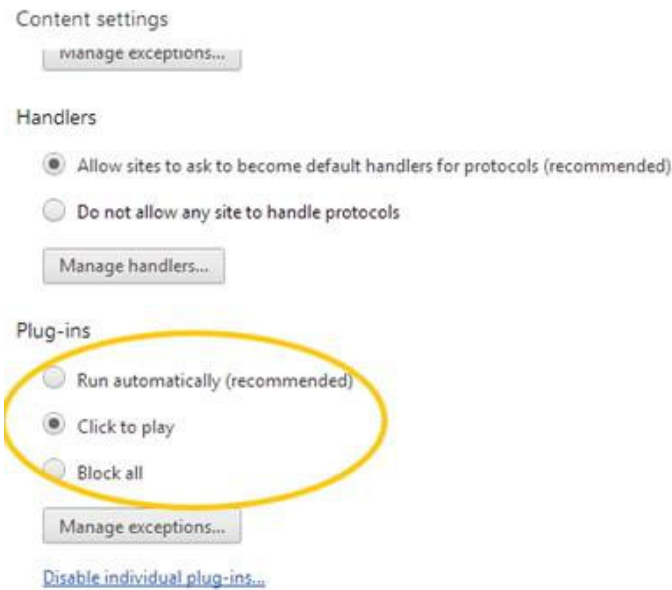


The problem with Google Chrome is that it runs a customized version of Flash Player along with the version of Adobe Flash Player. When both run concurrently, resulting in plugin conflicts, the browser is frequently slowed and even crashes.

### **Flash Player error - only run video when required:**

If you want to keep both Flash Player versions without conflict, you can disable the Flash feature and enable it only when required. This way, video (*and other Flash content*) will only start playing when you click on it. To change this setting, do the following: Go to **Google Chrome Settings** -> **Show advanced settings** . Under **Privacy**, select **Content settings** .

**Note:** You can type **chrome: // settings / content** in the browser address bar for quick access to **Content Settings**.



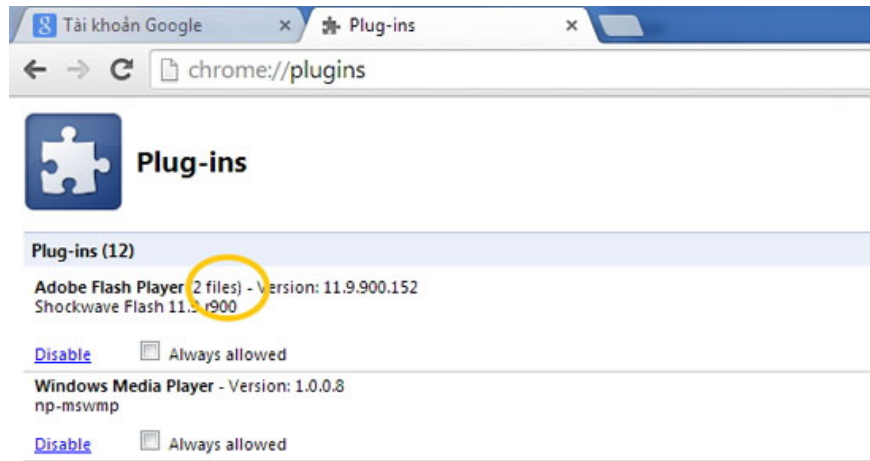
Under **Plug-ins** , select **Click to play**.



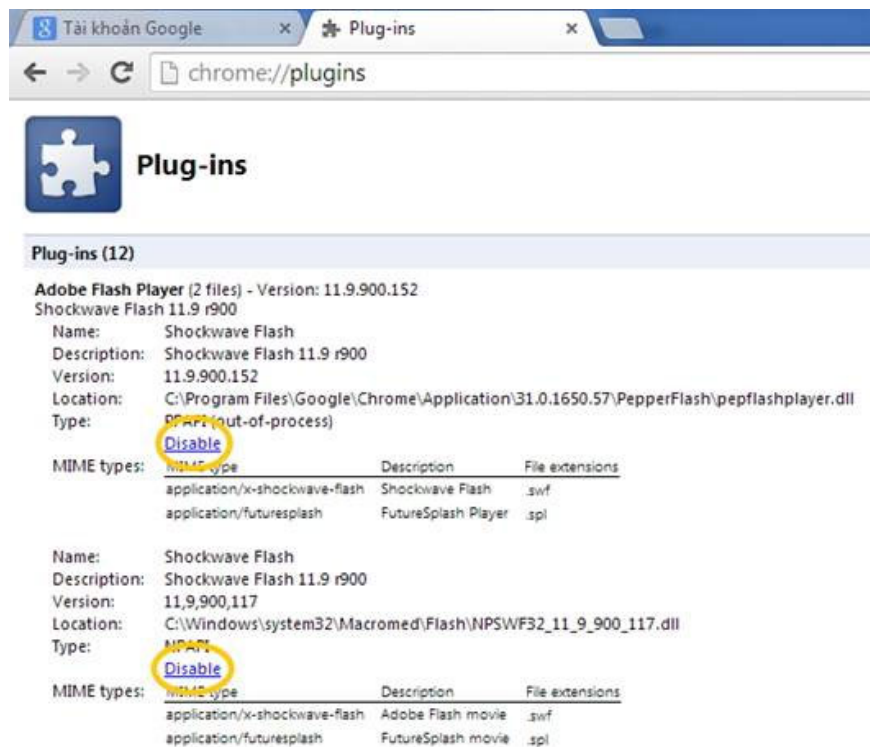
This option will place a placeholder for videos and other Flash content such as advertisements . When clicking on the placeholder frame, Flash content will be activated. This will not make Google Chrome browser stand. Even if it crashes, the current tab is affected.

## **Disable a Flash Player version in Chrome:**

If you want to completely fix the Flash Player error that stopped abruptly in the browser, you need to disable one of Chrome's Flash Player plugins as follows: Open the browser and enter **chrome://plugins/** in the address bar. If you see the words 2 files right of the Adobe Flash Player, the browser is using two Flash Player versions at the same time.



Clicking the **Details** link right in the upper right corner will expand the details of the two Flash Player plugin versions in Chrome.



Disable one of them ( *usually Adobe's Flash Player version* ) by clicking **Disable** so Chrome only uses one plugin when running Flash content.

Restart Google Chrome and see if everything works well. To ensure there is no conflict, type in the address bar: **chrome://conflicts/** and check for conflicting information related to Flash Player.



## Modules loaded into Google Chrome

This page lists all modules loaded into the main process and modules registered to load at a la

Modules (125) - No conflicts detected		
Software	Signed by	Version
Microsoft .NET Runtime Execution Engine		4.0.4030
Microsoft Office Shell Extension Handlers	Microsoft Corporation	15.0.442
Microsoft Office Namespace Extension	Microsoft Corporation	15.0.442
SysHook Dynamic Link Library	Acer Incorporated	6,
avast! Shell Extension	AVAST Software a.s.	9.0.2008
avast! Script Blocking filter library	AVAST Software a.s.	9.0.2008
avast! snxhk	AVAST Software a.s.	9.0.2008
Google Chrome	Google Inc	31.0.165
ICU Data DLL	Google Inc	4,
Internet Download Manager module	Tonec Inc.	6,
Icaros Thumbnail Provider		2.2.4.0
Crash handler library	Open Source Developer, Stefan Kueng	1.0.10.0
LGPLed libintl for Windows NT/2000/XP and Windows 95/98/ME	Open Source Developer, Stefan Kueng	0.14.6

If the browser is still standing while running Flash content, you need to disable the Flash Player plug-in alternately to see which plugin causes the problem.

You finished reading the article "**Fix the abrupt Flash Player error on Google Chrome**" edited by the [TipsMake](#) team. We hope this article has provided you with many useful tech tips and tricks. You can search for similar articles on tips and guides. Thank you for reading and for following us regularly.