

# Fix Sopcast screen error black, jerky or lag

While watching the ball with Sopcast software, your screen will sometimes get jerky, even if it doesn't show up, it will greatly affect the process of watching TV. How to fix it is quite simple with ...

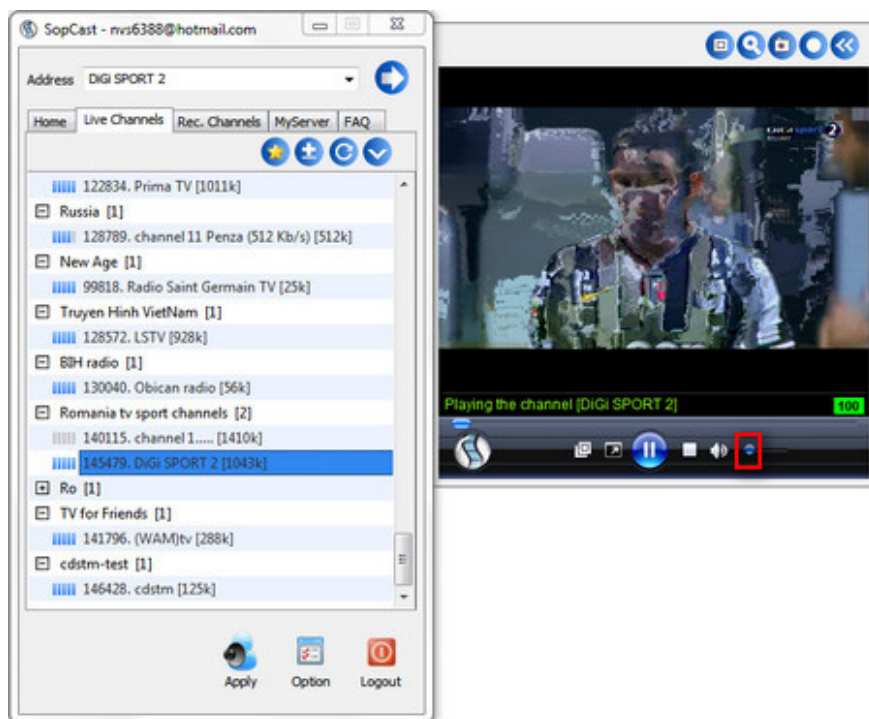
With the ballad followers, Sopcast TV viewing software is a very familiar name. Immediately after successful installation on the computer or phone, users can watch all the top matches from many tournaments around the world, immerse in the bustling and vibrant atmosphere all over the pitch.

Some people are watching football but for some reason, the screen suddenly stopped, or sometimes snapped, only the sound but not the picture or vice versa. In this article, we will guide you how to fix the image error, shock or lag on Sopcast.

First of all to fix this, you need to download the latest SopCast and the latest VLC Media Player software to your computer.

## Step 1:

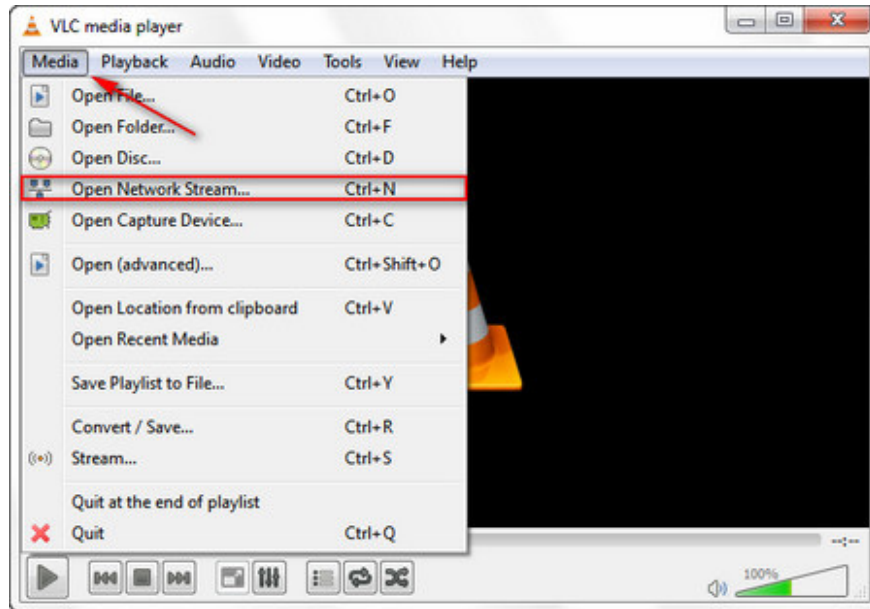
You turn on Sopcast and the football game you want to watch, then mute the program.



## Step 2:

We open the downloaded VLC Media Player software and also mute the program.

At the interface of the program, select **Media** item and select **Open Network Stream** .

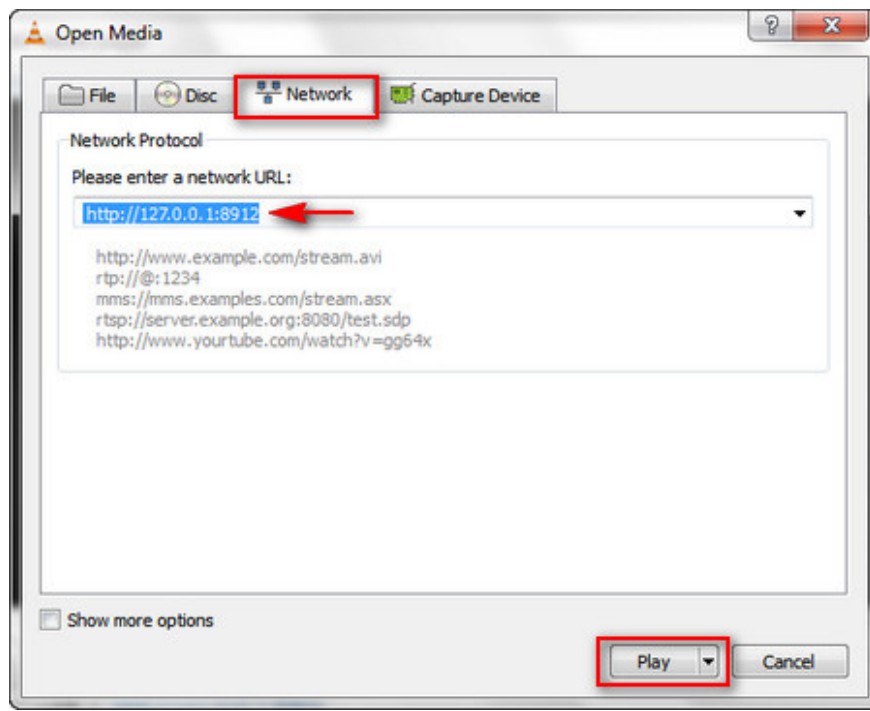


## Step 3:

A new window appears, we select the **Network** section. You will see a white frame to enter the **URL Network** . There will be the following 3 links:

1. **Link 1: <http://127.0.0.1:8902>**
2. **Link 2: <http://127.0.0.1:8912>**
3. **Link 3: <http://127.0.0.1:8922>**

We will select 1 of 3 links and paste in the white frame. These stream links will increase the viewing speed of Sopcast, compared to normal, especially when watching TV. After you've paste the link, press **Play** to save the setting.



Go back and try to see if the error on the Sopcast has been fixed.

### Refer to the following articles:

1. How to record a screen with VLC Media Player?
1. 10 interesting hidden functions of VLC Media Player
1. 6 tips of VLC you may not know?

**I wish you all success!**

You finished reading the article "**Fix Sopcast screen error black, jerky or lag**" edited by the [TipsMake](#) team. We hope this article has provided you with many useful tech tips and tricks. You can search for similar articles on tips and guides. Thank you for reading and for following us regularly.