

Fix 'One or more audio service isn't running' error on Windows 10

The 'One or more audio service isn't running' error on Windows 10 occurs when users use the Troubleshoot tool to fix system audio errors and problems. Here are some ways to fix this error.

There are many causes of the " **One or more audio service isn't running** " error on Windows 10, it may be because the sound driver is too old or faulty, .



How to fix One or more audio service isn't running l?i

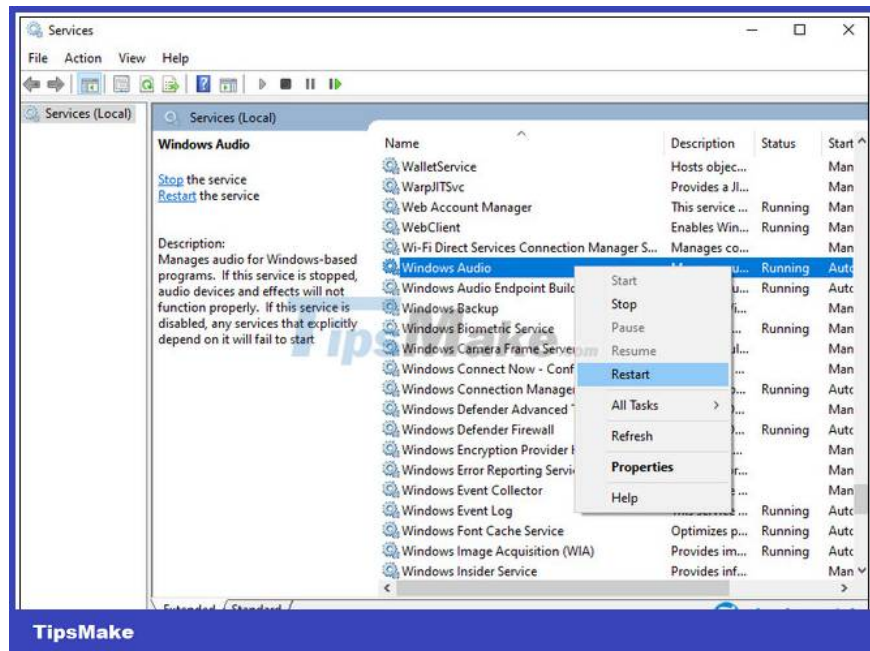
Fix "One or more audio service isn't running" error on Windows 10

Method 1: Restart Audio Services

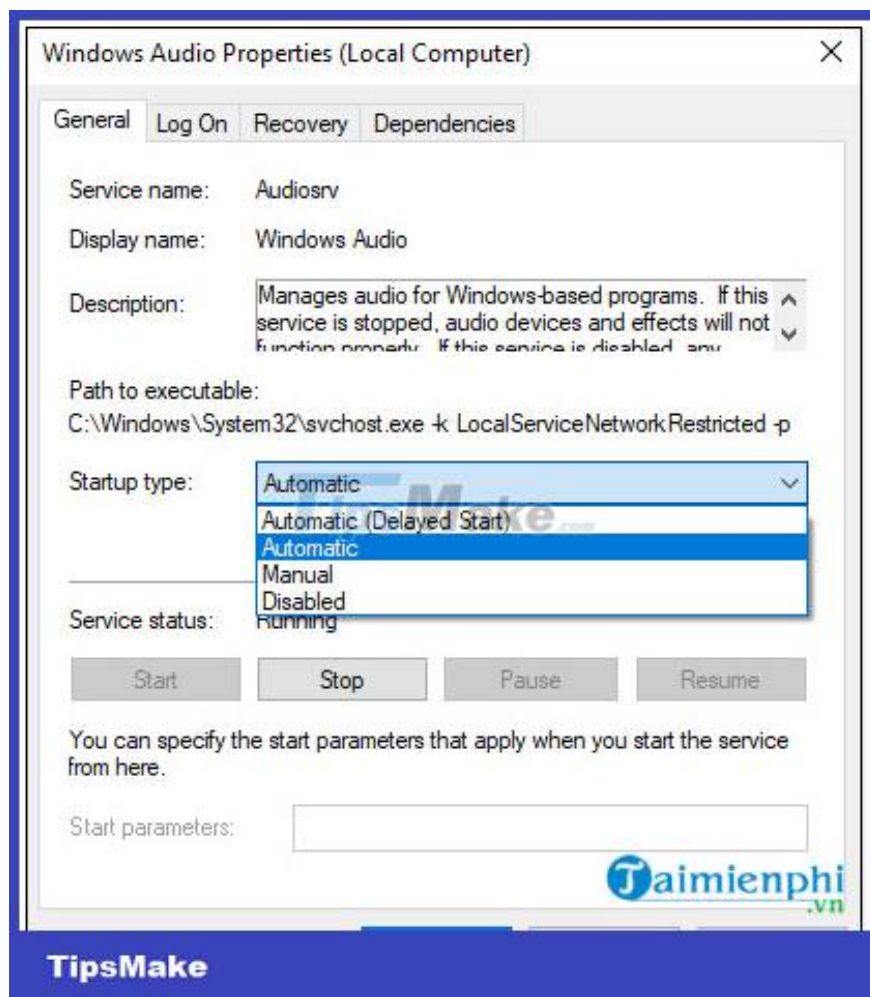
The simplest way to fix the "One or more audio service isn't running" error on Windows 10 is to restart Audio Services. Follow the steps below:

Step 1: Type " **services.msc** " into the Search box on the Start Menu and then press **Enter** to open the Services window.

Step 2: Here find and right-click the services: **Windows Audio** and **Windows Audio Endpoint Builder** , select **Restart**. In case if these services are being stopped, right-click on it and click **Start**.



Step 3: Next, double-click each of the above services and set the **Startup Type** entry to **Automatic**.

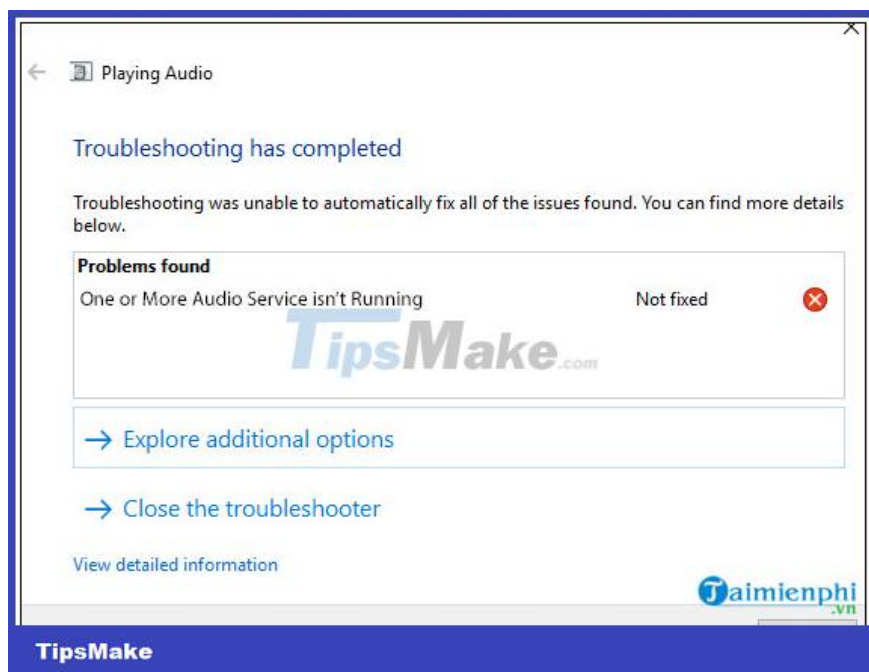


Step 4: Click **Apply** => **OK** to apply the changes. Also make sure the **Remote Procedure Call** and **Multimedia Class Scheduler Service** services are also running.

Finally try to check if the "One or more audio service isn't running" error is still there. If the error still persists, refer to some troubleshooting methods below.

Method 2: Update the latest audio driver version

As Taimienphi.vn mentioned above, the cause of the error may be because the system sound driver is too old. Try updating the audio driver to the latest version to see if that helps.



The fastest way to update the latest driver versions installed on the system is to use 3rd party software such as Driver Booster or OutByte Driver Updater, . .

In addition, readers can visit here to learn the best computer driver update software today.

See also: Top 10 computer driver update software

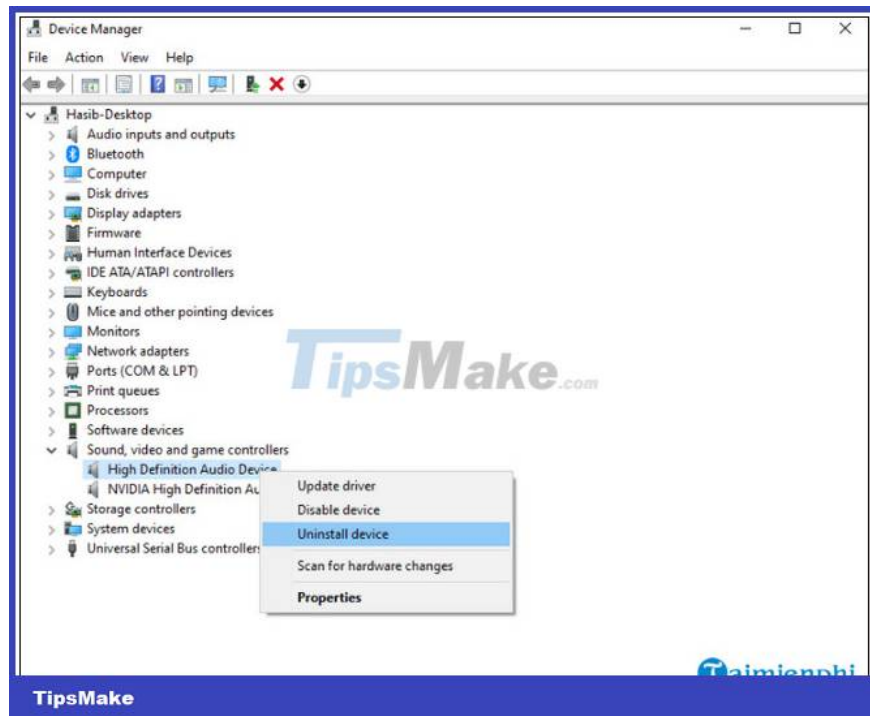
Method 3: Reinstall the audio driver

If you have updated the audio driver to a new version and it still doesn't work, it's best to reinstall the audio driver. Follow the steps below to reinstall the audio driver on WINDOWS.

Step 1: Type " **devmgmt.msc** " into the Search box on the Start Menu and then press **Enter** to open the Windows Device Manager window.

Step 2: Here find and expand the item **Sound, Video and Game Controllers**.

Step 3: Find and right-click the audio driver installed on the system, such as **High Definition Audio Device** , select **Uninstall**.



Step 4: Follow the on-screen instructions to uninstall the driver.

Step 5: Next, click **Action** from the menu => **Scan for hardware changes**. The system will automatically scan and reinstall the audio driver.

Step 6: Finally restart the computer to apply the changes and see if the "One or more audio service isn't running" error is still there.

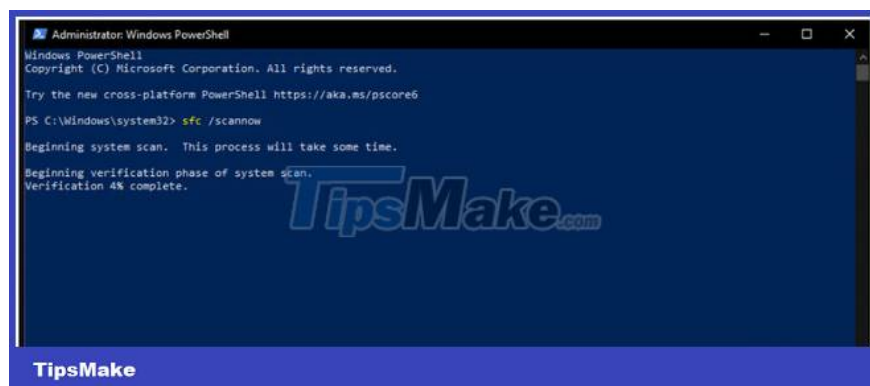
Method 4: Use the System File Checker command

Sometimes the cause of the error, this problem can be caused by some damaged, faulty system components. To fix the error, the solution is to run the System File Checker command.

Step 1: Press **Windows + X**, then select **PowerShell Admin**. Or alternatively, right-click **the Start button**, select **PowerShell Admin**.

Step 2: Next, enter the command below into the PowerShell window and press **Enter**:

sfc /scannow



Step 3: Wait until the command has finished running, restart the computer and check if the system is operating stably, the error is still there or not.

Above are 4 ways to fix "One or more audio service isn't running" error on Windows 10.

<https://thuthuat.taimienphi.vn/sua-loi-one-or-more-audio-service-isn-t-running-tren-windows-10-61123n.aspx>
Also if you are getting Windows 10 Taskbar error not working action, you can also refer to the fix here.

See also: Fix Windows 10 Taskbar not working error

You finished reading the article "**Fix 'One or more audio service isn't running' error on Windows 10**" edited by the [TipsMake](#) team. We hope this article has provided you with many useful tech tips and tricks. You can search for similar articles on tips and guides. Thank you for reading and for following us regularly.