

Fix IDM error without downloading download link

It can be said that IDM's unloading error is quite common, especially for those who use IDM's crack. There are many reasons for this situation: the computer is virus, IDM version is not compatible with the browser. To fix the above error, we would like to guide you some simple ways below

If you just need to download videos on YouTube, you can temporarily use the ways in the YouTube video download software without the need to fix IDM errors.

How to fix IDM without automatically catching links to download music, Youtube videos, Facebook

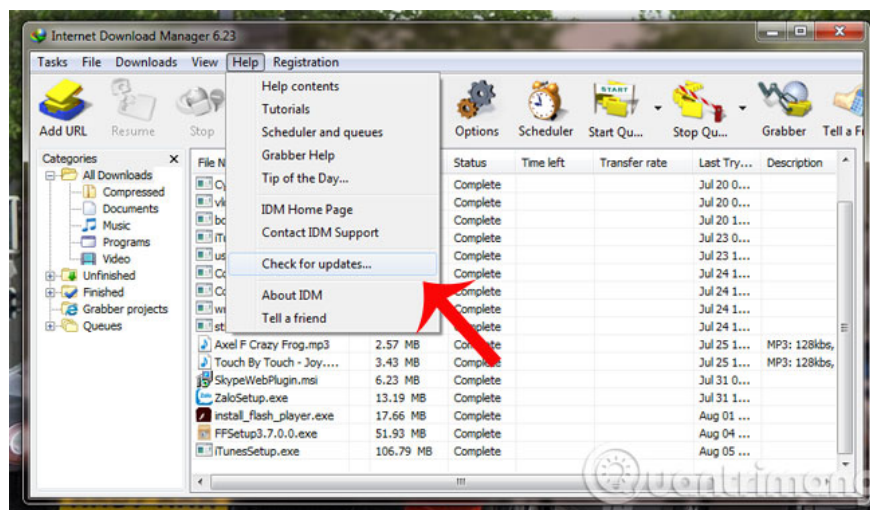
1. Use an antivirus program

To prevent viruses, malware . from entering the system at any time, you should use the most popular and completely free **antivirus** programs ([Avira Free Antivirus](#) , [Avast Free](#)). **Antivirus** , [AVG Antivirus Free](#)).

2. Check browser compatibility and IDM

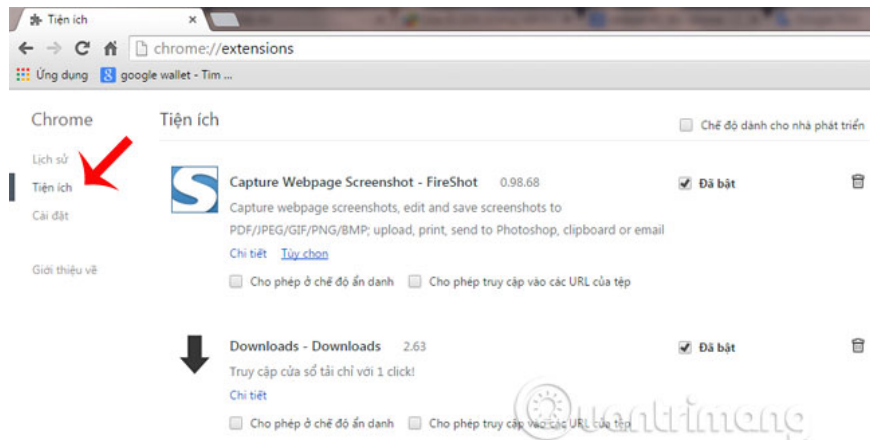
The best way is to use the latest version of [Internet Download Manager](#) and not to use the crack.

To check if IDM is currently the latest version, open IDM, select **Help >> Check for updates**

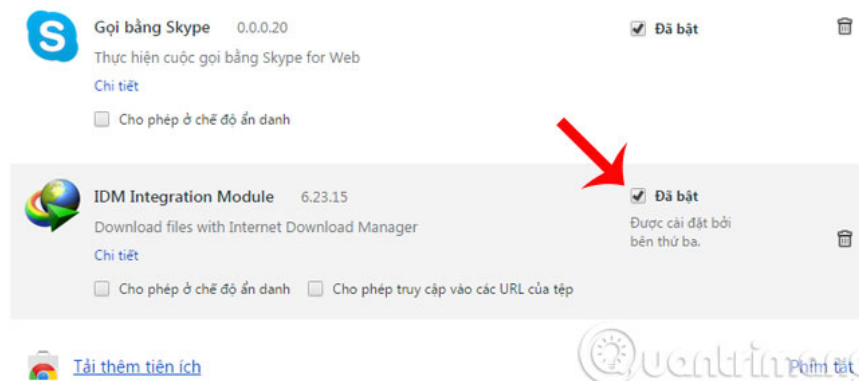


3. Integrate IDM with the browser (here we use Google Chrome)

Method 1 : Open the Chrome **Add-ons** section by pressing **Ctrl + H** , the History panel appears, the **Add-ons** section is directly below:



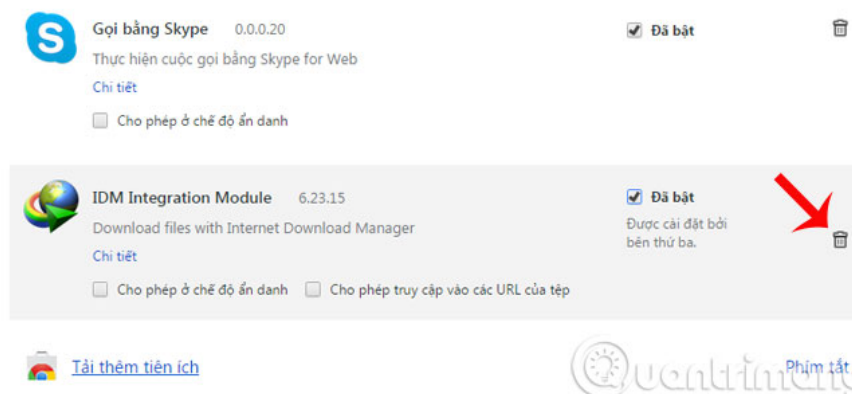
You click on the **IDM Intergration Module** box if it is not enabled




Then try again by opening any YouTube video to see if the situation has been fixed.

Method 2 : If you can still fix the error then you should do it this way.

Go to **Utilities** and remove the integrated module of IDM by clicking on the trash can icon as shown below:

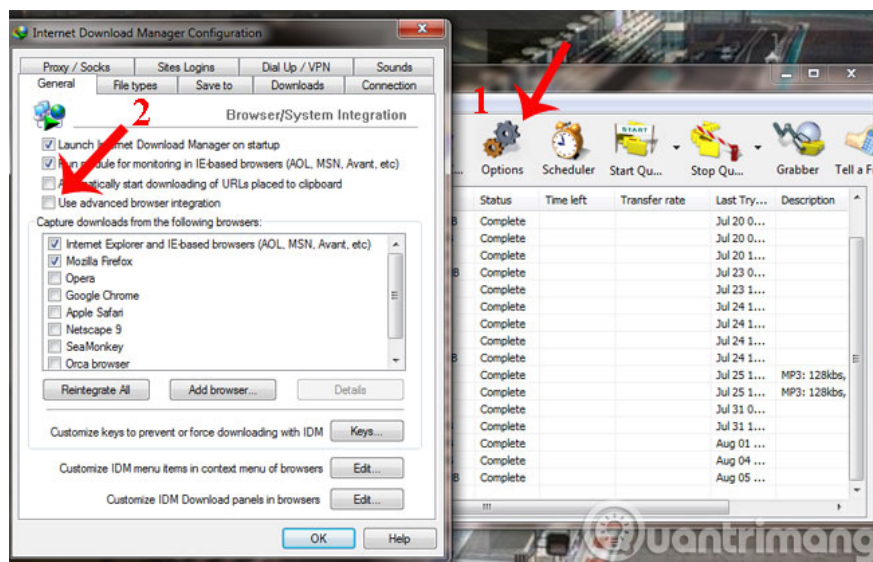


Open the installation directory of IDM (usually *C: Program FilesInternet Download Manager*), find the **IDMGCEExt.crx** file and drag it to the **Add-ons** page:



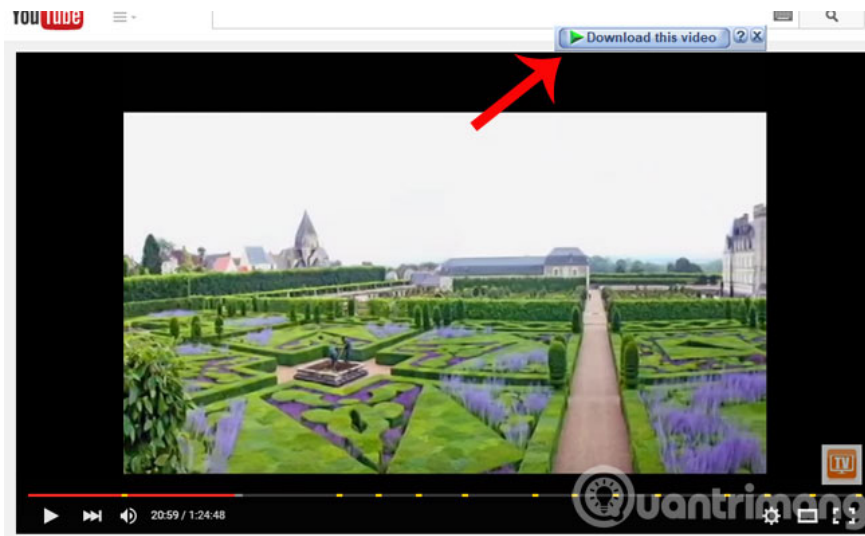
And you keep trying to see if IDM has caught the link yet.

Method 3 : At the main interface of IDM, go to **Options** , **General** tab, uncheck in the **Use advanced browser integration** box. Click **OK**.



Then, check back in the **Use advanced browser integration** box so that IDM automatically checks and integrates with the browser system on the computer.

Finally, when you open [YouTube](https://www.youtube.com), you will see IDM icon as shown below



Good luck!

You finished reading the article "**Fix IDM error without downloading download link**" edited by the [TipsMake](#) team. We hope this article has provided you with many useful tech tips and tricks. You can search for similar articles on tips and guides. Thank you for reading and for following us regularly.